



Stitch 'n Times

Santa Rosa Quilt Guild
P.O. Box 9251, Santa Rosa, CA 95405
February 2014 • Vol. 38 • No. 2

President's Message

What a wonderful beginning to the New Year. There have been so many new things presented at our guild and learning new things keeps us young. Oh I hope so! Jim Jensen has presented us with Block of the Month that makes us hone our skills with paper piecing. Phyllis Gallaway has given us a Technique Sharing Workshop that teaches us those exact skills. This is what this guild is all about....working together to make our time together fun and productive. We've had Sandra Mollon come and share her skills with us. Now we have to open our imaginations to incorporate what she taught us.



You know, when I took on this job as President, I wasn't aware of all I didn't know about the Guild. But I heard over and over "It takes a village," and has that been true. When I don't know the answer to something I only have to look at my roster to find someone with the answer who is more than willing to share.


I love reading simple quotes....especially ones having to do with friends and/or quilting. For me, friends that I have gathered through quilting are every bit as important, if not more, than the fabric I have gathered. So the quote I have found that sums this up is. "Friends are like fabric – you can never have enough." What a wonderful, vibrant, energetic group of quilters we have in our guild....we are so fortunate.

Vicki David

Programs & Workshops

COLLEEN GRANGER

PROGRAM THURSDAY, FEBRUARY 20, 2014 ~ "BODACIOUS TRUNK SHOW"
WORKSHOP FRIDAY, FEBRUARY 21, 2014 ~ "CIRCLE QUILT"




Don't miss 'Colleen's Bodacious Trunk Show' lecture on Feb. 20th and her 'Circle Quilt' Workshop on Feb. 21st.

"It may be hip to be square...but round is definitely where it's at!" states Colleen.

She is an author, designer, teacher, quilt maker, and long arm machine quilter. She lives part of the year in Alaska and part in California.

Sign-up for her class at the meeting (ONLY 8 SPOTS LEFT!) and learn this special technique for making round quilts, wall hangings, table center-pieces, or use this unique technique in a medallion quilt.



 Joanie Bellinghausen & Genelle Voorhees

February Program

MELINDA BULA

PROGRAM MARCH 20~ "DISCOVER THE ARTIST WITHIN"
 WORKSHOP MARCH 21~ "FABULOUS FUSIBLE FLOWERS "

Melinda Bula is our March Presenter and Workshop Instructor. Only 10 spots left for her Fabulous Fusible Flowers Workshop on March 21st. Sign up soon!

Her Fabulous Fusible Flowers quilts are unique. With the wonderful look of a painting,



she uses fabric and thread to create beautifully artistic quilts. She has been lecturing and teaching both in the US and internationally, which she loves (and has been featured on *The Quilt Show*). Creating and designing is her obsession and passion, whether it is fabric, wallpaper, or quilts. Learn



the basics for making a fusible flower quilt using the Waratah flower pattern.

 Joanie Bellinghausen & Genelle Voorhees

Sew-A-Row

It is time to sign up for Sew-a-Rows and Medallions! We have a total of 20 Sew-a-Rows and Medallions this year, and have plenty of opportunities for everyone to participate. If you have never done a Sew-a-Row or Medallion, all you need to do is sign up on the cover sheet. The packet will be distributed to the signees in order. When it gets to you, add a row (Sew-a-Row) or border (Medallion). Easy and fun! This is a great opportunity to get creative, practice your appliqué or try out a new design. For more help, Sharon Fry can suggest some books to give you ideas. At the end of the year each quilt is raffled off to one of the people who worked on it. Any questions, just see me at the meeting.


 Debby Bainbridge

Community Quilts

Our first Quiltathon of 2014 is on Thursday, February 6th from 9:15 am to 3 pm at our usual meeting place. At 10:00 am we will break for a brief business meeting, library report, and show-and-tell.


Then we'll continue to work and visit. We will have quilts ready to pin, machine sew, trim & turn, iron, machine quilt, and label. Experienced guild members will be on hand to help any who need instruction. We will set up tables for pinning (basting) quilts and will supply the pins. At other tables we will have mats and rotary cutters set up for trimming quilts before they are turned. If you'd like to sew around the edges of quilts or work on quilting, bring your machine with a walking or free-motion foot. If you plan to hand sew labels, please bring your own scissors, needles, and thimble. Come join the fun!



 Pam Beebe & Anne Dondero


Community Quilt Sizes

40" x 60" Our biggest need.	Please use <u>bright colors</u> for young children or fabrics that will <u>appeal to teenagers</u> .
50" x 65"	For 18 year olds aging out of the Foster Care system.
40" x 60"	Lap quilts for adults/seniors. We give these to The Council on Aging and Secret Santa.
Doll Quilts	For little boys & girls. We collect these all year and donate during the holidays.
80" x 100"	Bed quilts for Wounded Warriors. We donate only a few of these large quilts.
32" x 40" (None needed)	<i>The current need for NICU/baby quilts is being met using kits put together at Community Quilts work parties.</i>



Carpool Anyone?

Our membership is growing, which is wonderful. However, our parking lot is not. Some members have had to go home because the lot and road were full. Carpooling would help tremendously. There are several Park 'n' Ride lots throughout Sonoma County, which can be found online at (www.sctransit.com). There is parking in Oakmont where you can meet and pile into one car. Or you can email Sharon Fry with your location to match up with someone in your neighborhood. What a great way to make new friends. Another gentle reminder is to be sure to park between the lines of your space to prevent taking more than one spot. Our meeting site is perfect for our members, library books and stuff, and the parking lot will be too, if we all chip in and help.

 Pam McVey

Pointless Sisters

The Rincon Valley Regional Library in Santa Rosa is hosting "The Pointless Sisters: Quilted Fiber Arts Exhibit" through February 22nd. This exhibit features our challenge "in the style of..." as well as a variety of art and traditional quilts, and small fiber art objects. The library is located at 6959 Montecito Blvd., Santa Rosa. Hours: Tuesday, Thursday, Friday – 10 a.m. - 6 p.m.; Wednesday — 10 a.m. - 8 p.m.; Saturday 10 a.m. - 4 p.m.; closed Sundays and Mondays. Phone: 707-573-0162.

Mark your calendars! Sunday March 9 from 2-5 p.m. is the Pointless Sisters opening reception at the Occidental Center for the Arts.

Also, a *hats off* to Pointless Sisters Judy Mathieson and Linda Morand who were featured in an article about art quilting in the Press Democrat and to Mirka Knaster who was interviewed by Textile Artist.org. You can find that interview at www.textileartist.org/mirka-knaster-interview-intuitive-and-improvisational and Mirka's blog at <http://mirkaart.com>.

The Pointless Sisters group shares their work, discusses new trends and art quilt techniques, provides education programs and sponsors challenges. The theme of our next challenge due in July is "Holes." Following our business meeting on February 25th, we will discuss "Spicing Up your Design with Texture" from *Adventures in Design* by Joen Wolfrom.

The Pointless Sisters art quilt group meets the fourth Tuesday of each month at the Luther Burbank Art and Garden Center, 2050 Yulupa Avenue in Santa Rosa. Coffee and socializing begins at 9:30 a.m.; the meeting starts at 10 a.m.

January 2014

 Carroll Hirsch

Block of the Month

"Wild at Heart"

The theme for the 2014 Block of the Month (BOM) Program is "**Good Foundations.**" With a focus on paper piecing, we started the year with a very simple block, "*Squares in Squares.*" This month we'll practice working with odd shaped pieces.




Last month, Phyllis Gallaway offered us a great Technique Sharing Workshop (TSW) on the basics of paper piecing. A video of her presentation will be posted on our blog in the near future if you need a refresher. Be sure to plan on staying for Phyllis's follow up TSW in February when she will explain some of the more complex possibilities with paper piecing.

The February Block of the Month is "*Wild at Heart.*" The color combinations and style of fabric can be whatever inspires you. A reminder of a few ground rules:

- Most blocks offered to you will finish at no larger than 6" square so they can be printed on one sheet of paper.
- Leave the paper foundation on the back of the block for the winners of the block to remove.
- If you want to trim your block square, cut beyond the ¼" seam line.
- If you are printing on your own printer, be sure the printer is set for "Actual Size."
- Print directly from the .pdf that you can download from our website..
- Do not "copy" the pattern; the copy function on your printer is very likely to distort the pattern.

Paper piecing is an excellent brain exercise ... it takes a while to get used to thinking backward!

 Jim Jensen & Marlene Sullivan

Board Meeting

Thursday, February 27, 2014

10:00 a.m.

Scottish Rite Family Room
All Members Are Welcome

Library News

The following is a list of the books that came into our possession since our last newsletter. For images of the covers and more detailed descriptions of the items, just click on LIBRARY on our website www.santarosaquiltquild.org. Linda Hooper has written easy-to-understand directions about how to utilize the library site. To locate her instructions, click on the underlined "here" in the second paragraph at the top of the library page. Let me know if you would like guidance with the site and we'll sit down at the Library's laptop computer after a meeting. *A hint: if you are looking for an author, remember to type in the last name first, and if you are searching for a book title, type in the first "important" word leaving the a, an, and the's 'til the end.*

QUILTS! QUILTS!! QUILTS!!! THIRD EDITION by Diana McClun and Laura Nownes – a super book for beginners, as well as experienced quilters.

CAROL DOAK'S SIMPLY SENSATIONAL 9-PATCH STARS by Carol Doak (foundation piecing)

PAINTED APPLIQUE – A NEW APPROACH by Linda M. Poole

Be sure to let me know if you find an item that our library needs

And don't forget that we have magazine subscriptions to:

FONS AND PORTER'S LOVE OF QUILTING
QUILTERS NEWSLETTER (all of the issues since the very beginning!)
MACHINE QUILTING UNLIMITED
QUILT LIFE (Alex Anderson and Ricky Tims)
QUILTING ARTS
AMERICAN QUILTER
QUILTMAKER
FABRIC TRENDS

Plus many past issues of:
MINIATURE QUILTS
JAPANESE magazines
QUILTMANIA (European)

Wearing your nametag is a huge help to everyone. This is an excellent way for us to get to know each other.

Check out as many of our more than 2,800 books, magazines, and DVDs as you wish ~ just remember to return them to the very next meeting, pretty

Library News continued →

January 2014

"Fishy" Challenge

You will be provided a pattern of a fish. From there you can be very creative! However, the finished quilt must measure 27" x 21" or smaller. The surface of the quilt should include items from a fishing/sporting store or your fishing tackle box. Okay, if you don't fish then a tackle box.

The managers of The Outdoor Pro Shop in Rohnert Park have graciously offered to the SRQG a 30% discount on small embellishment items. **Members must** show their current membership card and ask for either Mike or Tom in order to take advantage of the discount! There are many wonderful embellishment items available especially in the fly tying department of the store. In addition, Mike and Tom have requested that the quilts be displayed in the store following the end of the challenge. If you would like to have your quilt included in the display please make sure you put a sleeve on the quilt. They have shown interest in purchasing a quilt. More information regarding this will be discussed at a later date.



This challenge begins February 8th and concludes on August 7th. On February 20th, Janice and Diana will be presenting a TSW regarding this challenge. A sample of a fishy quilt will be shown; patterns and instructions will be available, suggestions for getting started and answers to your questions. This will be a hands on workshop. A supply list is available. For answers to your burning questions contact either Diana Roberts or Janice Rodgers

✿ Diana Roberts & Janice Rodgers

Library News continued

please, as there are so many members in the guild who also wish to use the items.

Our library needs many, many volunteers. You do not need to formally sign-up to help – we'll take whatever time you can spare before or after any meeting. If you do not like the job you are given, don't be shy – let us know what you would rather do. I can never thank everyone enough for their assistance and support with making our library the best in the entire world!



Sharon
'The Librarian'
Fry

Needle and Thread

Jim Jensen

Joy McGoran

Every organization treasures that special person who consistently shows up first thing, tends steadfastly to the tasks at hand, fulfills those important details without any need for direction, and is always the last one to leave.

We are so fortunate that Joy McGoran found her way to the Santa Rosa Quilt Guild.



Unlike so many of our members, Joy's only sewing project in her younger days was a gym bag she made in high school. No one in her family sewed or quilted. It wasn't until she was inspired by the display of quilts at the Sonoma County Fair that she decided she wanted to learn how to quilt.

When Joy became a member in 2005, she started out making charm quilts for Community Quilts, and then became fascinated with the Quiltathons and Technique Sharing Workshops (TSW).

Having worked in a library before, Joy quickly became Sharon the Librarian's right hand helper. Her dedication was so greatly appreciated that she won the Merit Award in 2011. Each meeting, Joy can be found setting up and tearing down the library displays, and sticking close by throughout the meeting to check in books and help anyone who has questions.

Although Joy likes to do piecing, she especially enjoys applique and needlepoint, and prefers hand work to working with the sewing machine.

Joy is drawn to bright colors, especially the combination of purple, green and gold. When asked if she has any UFO's, she said "too many to count" but she has organized her workspace so that she now has stacks of tops, sandwiched and pinned projects to choose from.

While she is motivated by all the different ideas presented in the TSWs, Joy is mostly inspired by the friendships she has made in the guild. She appreci-

Needle and Thread continued →

January 2014

Boutique & Raffle

Thank you to all the members who stepped up to help out at the program meeting in Jan. You did a fabulous job. The Raffle brought in \$121. That's not a record but a very good day. That's proof that Betty doesn't have to be there for the boutique and raffle to have a successful day. The next thing coming up is the Home and Garden show in March. We will need workers for the opportunity quilt and sell boutique items. If you are available to work the weekend of March 14-15-16 please contact Raychell Sumner as she has the signup sheet. Last year the boutique had sales of \$301 at the Spring Home and Garden Show. That was in addition to what the quilt brought in so it is a worthwhile venue for our guild. The next meeting is a Quiltathon so you get to save your money for the program meeting again. So let's have a great time working on community quilts and look forward to what Carol will come up with for the raffle baskets at the next meeting. There have been lots of positive comments on the great job Carol is doing and it shows with everyone's enthusiasm. Valentine's Day is rapidly approaching so here's wishing you all a fun loving day. Kiss all your sweethearts of all ages and have a great day.



Betty Upchurch, Joni Passanisi-Poole
Carol Jarvis & Chris Nolen, the new slave

Technique Sharing Workshops

The first half of the years' TSW's are scheduled. Our Guild has a lot of talent, so please catch me at one of the meetings and tell me what you would like to teach, or what you would like to learn. Here's a little teaser: borders with no lettuce leaves, fishies, fail proof bindings, piecing tricks...



Gari Jones

Needle and Thread continued

ates the diversity of our various subgroups, including the knitters who make baby hats, bird nests, and scarves. There is always someone who knows a tip, technique or trick to solve any problem.

In addition to her work in the library, Joy is also our Corresponding Secretary. She performs the important role of sending out thank you notes to donors, and sends invitations to our past presidents to the Founders' Day luncheon. Joy also organizes our annual Sewing Room Sale.

As the old adage says, when you need to get something done, ask a busy person. Joy is one of those exceptional folks who is quick to offer her time and talent, and work quietly behind the scenes to make sure things run smoothly.

www.srqq.org

Sandra Mollon Workshop

What a lovely mix of Ladies - from beginner to expert - and a full house, too. I didn't count heads but I estimated 24 students. Sandra was attentive to each of us, even doting sometimes. Her applique patterns were clear and concise. Her supplies and kits were not only top drawer but fairly priced. I found her instructions easy to follow and understand. Her demeanor was collected and calming. I give the workshop five stars, in part because of the attentions of our amazing workshop team Joanie B and Genelle V. Of the 33 workshops I have taken this team is, in my opinion, among the best when it comes to information distribution and care-taking. Brava, dolls!

Approximately nine months of the year Santa Rosa Quilt Guild sponsors a guest speaker on the Third Thursday at the Scottish Rite Center, followed by a workshop the day after, Friday, at the Luther Burbank Art and Garden Center located at 2050 Yulupa Ave, Santa Rosa, CA. The Program and Workshop (P&W) chair(s) commit to two years of service, the first year is booking and contracts and the second hosting given teachers. There are myriad details not mentioned in this brief overview. Just know that gifted teachers and smooth workshops don't just happen, these are labors of love.

Friday, January 17. The day began a crisp 24 degrees but by noon had warmed to 70 degrees. The majority of students arrived by the designated 8:30 for set-up only to find the room ready for instruction. Sandra's 'Baltimore Album' quilt was hung for inspiration and tutelage, her store ready for shopping, patterns and kits set to be engaged. Our P&W team made a few announcements such as the restroom locations, cell phones on mute, and lunch orders needed no later than 10 for an 11:45 break. Then the workshop began.

We gathered around Sandra at the front of the room where she shared the details and distribution of the patterns and kits, the goals to reach, how the day would proceed, and how she would meet each of us at our own level of comfort and experience. There were two kits available for purchase, both in the same pattern with appliqued roses or ribbon roses. I chose ribbon roses while my table mate, a new member, Jeanie, chose the applique persuasion. We shared an iron and wonderful conversation all day. It is a treat to engage new members, make new friends, and get our "learn on" in such a warm environment.

One of my favorite things about workshop days is the food. Just outside the kitchen into the main hall is a round table. By 9 am the table is bulging with January 2014

yum-yums. For example, Jeanie made chocolate chip cookies, one batch with nuts, one without. Someone brought miniature whole grain muffins that were so delicious I consumed more than my share even bringing several home, like a squirrel hiding a nut for the future... (If I had been a *wise* squirrel I would have noticed the name and brand of these amazing treats for future information.) In any case, by the lunch break I was feeling fat - so fat I passed on the Werther's Originals hard butterscotch candies!

Also by lunch, the 19 leaves of my rose vine were ready for applique. Silk edges turned crisp with starch, points hidden using my new stiletto, veins painted and shadowed with extraordinary inks. I finally have the hang of turned edge. I am so proud of myself. I have struggled with finishing edges. They take time and attention. Now I may be mature enough to move forward in quality as opposed to quantity in my quilting journey. That's progress.

Jeanie and I were delighted to have Sandra join us for lunch, another treat. Most of the class enjoyed their lunches on the garden patio in the fresh air so it was all the more special to have Sandra stay indoors when she could have been basking in the light. This woman is lovely. She shared stories about living in the gold country and the treasures yet to be found and her partner (whose name I'm not remembering) and how they open their doors and give free tours of their studios (by appointment, of course). It sounded wonderful and in my mind's eye I entertained getting one of those tours one day.

After lunch we gave the ribbon rose a go. Wow! These beauties are gorgeous. Sandra made them look easy making one in less than three minutes. It took me ten to make the first one and ten to make the second one. Thankfully, wire ribbon is pretty forgiving and on the third attempt I did it in five minutes. Being very pretty, I shall revisit these roses time and time again, I am certain of it.

I will be using Sandra's rose vine layout and a hand-written verse of remembrance but my design and words will be my own. My new digs have a wee hallway which I have decorated in hearts. I call it the 'Hall of Hearts'. I see this new creation showcased there, maybe called 'Where Love Grows'. Another superb workshop, another friend made. What a wonderful way to start the New Year. Thank you ever sew much, good people.



Rollin' Rho

Rhonda Denny

www.srqg.org

2014 Executive Board & Committees

President
Vice President
Treasurer
Recording Secretary
Program Chairs

Program Chairs Elect
Corresponding Secretary
Parliamentarian

Block of the Month*
Boutique*

Community Outreach*
Community Quilts*
Fair Liaison
Field Trips
Finance
Friendship Blocks *

2014 ELECTED BOARD

Vicki David
Jim Jensen
Helen Smith
Jan Andrews
Joanie Bellinghausen
& Genelle Voorhees
Phyllis Gallaway & Gari Jones
Joy McGoran
Jenine Giblin

2014 COMMITTEES

Jim Jensen & Marlene Sullivan
Betty Upchurch, Joni Poole
& Carol Jarvis
Mirna Estes
Pam Beebe & Anne Dondero
Pam McVey
Wendy Mouille
Helen Smith
Phyllis Gallaway

Historian*
Hospitality*

Library*
MQSC Liaison *
Membership*

Newsletter Editor & Circulation*
Newsletter Proofreading
Nominating
Opportunity Quilt Tickets*
Sew-A-Row*
Sunshine*
TSW (Tech. Sharing) *
Videography
Website*
Past President*
* Standing Committees

Sharon Fry
Carolle LeMonnier
Judy Lindberg
Edie Sorensen
Georgiann Morrissey
Sharon Fry

Rhonda Denny, Jan Westerman
& Jan Andrews
Jan Andrews
Diana Roberts
Jenine Giblin
Raychell Sumner
Debby Bainbridge
Jan Westerman
Gari Jones
Linda Hooper
Jim Jensen
Chris Nolen

Remember!

- NAME TAG • SHOW AND TELL • COFFEE MUG •
- LIBRARY BOOKS • LUNCH • NO PETS • NO FRAGRANCES •
- REUSABLE PLATE & FORK • CELL PHONE ON SILENT •

SRQG 2014 Calendar

FEBRUARY

- 6** **QUILTATHON!**
- 14-17** **Cloverdale Citrus Fair**
- 20** **Program Meeting**
Colleen Granger ~ "Bodacious Trunk Show"
TSW: Fishy Challenge
- 21** **Workshop**
Colleen Granger ~ "Circle Quilt"
Luther Burbank Art & Garden Center
2050 Yulupa, Santa Rosa
9:00 a.m. to 3:30 p.m.
8:30 a.m. for set-up
- 25** **Pointless Sisters**
- 27** **Board Meeting**

MARCH

- 6** **Business Meeting**
TSW: To be announced
UFO Challenge Begins
- 14** **Tri-Guild Luncheon at Petaluma Q.G.**
- 14-16** **Spring Home Show**
- 20** **Program Meeting**
Melinda Bula ~ "Discover the Artist Within"
TSW: To be announced
- 21** **Workshop**
Melinda Bula ~ "Fabulous Fusible Flowers"
Luther Burbank Art & Garden Center
2050 Yulupa, Santa Rosa
9:00 a.m. to 3:30 p.m.
8:30 a.m. for set-up
- 25** **Pointless Sisters**
- 27** **Board Meeting**

SRQG ♥ PINER PRINTING

Affiliate Members

BROADWAY QUILTS

Gery Rosemurgy, Owner
20525 Broadway, Sonoma, CA
95476
707-938-7312
www.broadwayquilts.com
Mon-Sat 9:30-5:30, 11-3 Sunday

COUNTRY MOUSE

Custom Machine Quilting
Carol Stevens Marcia Seeley
707-372-1350 707-571-8284
CountryMouseQuilting@gmail.com
Hours by Appointment

CUDDLETIME QUILTS

Custom Machine Quilting
Marian Drain
1140 Sanford Ranch Rd.
Ukiah, CA 95482
472-0195
Hours by Appointment
<http://cuddletimequilts.wordpress.com/>
cuddletimequilts@me.com

HEARTMADE QUILTS

Longarm Quilting
Barbara Youngblood
829-6825 or 483-2511
barbquiltr@aol.com
<http://www.heartmadequilts.com/>

IT'S FROM GRANDMA

Machine Embroidery and More
Janice Rodgers, Owner
P.O. Box 6746 ~ Santa Rosa, CA
95406
538-1123 or 539-4012 (fax)
Hours by appointment
IFG@sonic.net.

LAVENDER HILL QUILTS

Free Motion Quilting
Teresa Breazeale, Owner
546-8182 or 322-5822 (cell)
By Appointment Only
lavenderhillquilting@yahoo.com

MY COTTAGE QUILTS

Online Fabric Shop
Diana Nissim
<http://www.mycottagequilts.com/>

PARKSIDE SEWING CENTER

Bernina, Janome, New Home Dealer
Jim & Anne Marie Wyllie
410 Santa Rosa Ave., Santa Rosa,
CA
707-576-1430
Mon.-Fri. 9:28-5:01, Sat. 8:61-12:04

QUILT ELEGANCE

Custom Machine Quilting
Karen Kingson, Owner
84 Bahama Reef, Novato, CA 94949
415-883-3341
www.quiltelegance
Tues.-Sat. 10:30 - 6:-00

THE LONGARM LADY

Quilty Pleasures Studio
Gari Jones, Owner
112 Schoolhouse Ln., Gey-
serville, CA
707-217-0087
gari.j@juno.com

THE SEWING & VACUUM CENTER

1250 Mendocino Ave.
Santa Rosa, CA
707-575-5279
Mon.-Sat. 10-6
[http://
www.mysewvacplace.com/](http://www.mysewvacplace.com/)

THE TREASURED THREAD

Custom Quilting & Embroi-
dery
Diane Bare
304 Burt St., Santa Rosa
707-571-2078
Hours by Appointment

TOP STITCHERS

Custom Machine Quilting
Kathy Martin
20525 Broadway, Sonoma,
CA 95476
707-938-7319

Local Quilt Guilds

NORTHERN CALIFORNIA QUILT COUNCIL

<http://www.ncqc.net/>

Carquinez Straight Stitchers (Benicia)
<http://www.cssquilter.org/>

Diablo Valley Quilters (Danville)
<http://www.diablovalleyquilts.org/>

East Bay Heritage Quilters (Albany)
<http://ebhq.org/>

Guild of Quilters of Contra Costa County
<http://www.contracostaquiltguild.org/>

Ladies of the Lake Quilt Guild (Kelseyville)
<http://www.llqg.org/>

Mendocino Quilt Artists Guild (Ukiah)
<http://www.mendocinoquiltartists.com/>

Monterey Peninsula Quilters Guild
<http://www.mppgq.org/>

Moonlight Quilters of Sonoma County
<http://www.mqsc.org/>

Mt. Tam Quilt Guild (Marin County)
<http://www.mtqg.org/>

Napa Valley Quilters Guild
<http://www.napavalleyquilts.org/>

North Wind Quilters Guild (Fairfield)
<http://www.northwindquiltersguild.com/>

Pacific Piecemakers Quilt Guild (Gualala)
<http://www.pacificpiecemakers.org/>

Pajaro Valley Quilt Association (Aptos)
<http://www.pvqa.org/site/index.php>

Peninsula Quilters Guild (Redwood City)
<http://www.peninsulaquilters.org/new/home.php>

Petaluma Quilt Guild

<http://www.petalumaquiltguild.org/>

Piecemakers Quilt Guild of So. Alameda Co.
(Fremont)
<http://www.piecemakersguild.org/>

San Francisco Quilters Guild
<http://www.sfquiltersguild.org/>

Santa Clara Valley Quilt Association
(Campbell)
<http://www.scvqa.org/>

Sonoma Quilters United in Loose Threads
<http://sonomaquilt.webs.com/>

Vallejo Piecemakers (Vallejo)
<http://www.vallejopiecemakersquiltingclub.org/>



Quilt Shows and Places To Go

March 15-16, 2014

For the Love of Quilting
 Valley Quilt Guild Show
 Yuba-Sutter Fairgrounds
 441 Franklin Ave., Yuba City, CA
 Saturday 10 am - 5 pm
 Sunday 10 am - 4 pm
<http://valleyquiltguild.com/shows/>

March 22-23, 2014

Glorious Foothill Flowers
 Foothill Quilter's Guild
 Gold Country Fairgrounds
 1273 High Street, Auburn, CA
 Saturday 10 am - 5 pm
 Sunday 10 am - 4 pm
<http://www.foothillquilters.org/quiltshow.html>

March 22-23, 2014

Voices In Cloth
 East Bay Heritage Quilters
 Craneway Pavilion
 1414 Harbor Way South, Richmond, CA
 Saturday 10 am - 5 pm
 Sunday 10 am - 4 pm
<https://sites.google.com/site/ebhqbanner3/quilt-shows/>

April 5 - 6, 2014

41st Annual Quilt Show
 Guild of Quilters of Contra Costa County
 Centre Concord
 6298 Clayton Rd., Concord, CA
 Saturday 10 am - 5 pm
 Sunday 10 am - 4 pm
http://www.contracostaquiltguild.org/quilt_show.htm

Meeting Etiquette

- ◆ Please avoid chit-chat while someone is speaking to the group.
- ◆ Please peruse the Silent Auction & Boutique before and after the meeting--not during the meeting.
- ◆ Please, do not browse the speaker's table during the meeting.
- ◆ Please set your cell phone to silent mode or turn it off.
- ◆ At Speaker Meetings, please move to the center of the rows and eliminate empty seats, so late-comers will be able to find a seat and not disturb the group.

Thank You Sew Much!

