



# Stitch 'n Times

Santa Rosa Quilt Guild


P.O. Box 9251, Santa Rosa, CA 95405

March 2014 • Vol. 38 • No. 3

## President's Message

As I sit here thinking about what to write and thinking about the quilt guild, I am reminded of a beehive. When I look around the room, I see so much activity going on. But it's not random activity....it's activity with a purpose. It starts with our Membership Table and a warm welcome. I scan the Library in the corner which is such a treasure to all of us. Thousands of books and magazines to choose from as well as Sharon the Librarian who can tell you what is in each one of them....well....almost all of them.

Then I look back at Jim's Block of the Month display and see quilters taking patterns in anticipation of making the next new block. Next to this is Pam and Anne's Community Quilts display and quilts all stacked up ready to be given to a newborn or a recipient who will treasure it for many years. Phyllis is at her table with signups for Friendship Blocks....so much creativity goes into these. I look back at the silent auction tables and the "free" table where there is always a milling group of quilters just waiting to be inspired by something they see in a book or magazine or searching for the perfect scrap of fabric to add to their collection or complete a quilt. There are the incredible ladies in the kitchen setting up tables for the food that will be available at lunch and Betty's Boutique table that always has such beautiful and creative items to purchase.



There is a hum in the room that is part excitement to be here and part happiness to greet friends. If you are new to our guild, look around and explore all we have to offer. It may be that the person you are standing next to, and perhaps ask a question of, may turn out to be your next lifelong quilting friend.

Take part in the Technique Sharing Workshops (often referred to as TSWs), the teachers that visit our guild and teach classes, and the volunteer opportunities that we have and soon you too will be part of the hum that is the Santa Rosa Quilt Guild.

Vicki David

## Programs & Workshops

MELINDA BULA

PROGRAM THURSDAY, MARCH 20, 2014 ~ "DISCOVER THE ARTIST WITHIN"

WORKSHOP FRIDAY, MARCH 21, 2014 ~ "FABULOUS FUSIBLE FLOWERS"


**Melinda Bula's Waratah Flower Workshop is March 21<sup>st</sup>**

**Only a few spots open so sign up soon!**



Learn the basics for making a fusible flower quilt using the Waratah flower pattern. Melinda's *Fabulous Fusible Flowers* quilts are unique. With the wonderful look of a painting, she uses fabric and thread to create beautifully artistic quilts. She has been lecturing and teaching, both in the U.S. and internationally, which she really loves and has been featured on *The Quilt Show*. Creating and designing is an obsession with Melinda and whether it is fabric, wallpaper, or quilts, it is her passion.



 Joanie Bellinghausen  
& Genelle Voorhees


## April Program

### ANELIE BELDEN

PROGRAM APRIL 17~“THOROUGHLY MODERN DRESDEN”

WORKSHOP APRIL 18~ “DRESDEN SMALL & SIMPLE ”

Fiber artist, Anelie will demonstrate 4 different blade designs and the Modern way to piece these Dresden blocks using her stitch-n-flip technique featured in her *Thoroughly Modern DRESDEN* book. Select 1 of 3 projects; Table Runner, Wall Hanging, or Quilt.



Not only are the designs modern, they are constructed using a breakthrough piecing technique to improve speed and accuracy.

For more info about Anelie, visit her website at: [http://www.anelie.com/html/about\\_anelie.html](http://www.anelie.com/html/about_anelie.html)

## May Program

### JENNY LYON

PROGRAM MAY 15~“QUILTING IS A CONTACT SPORT”

WORKSHOP MAY 16~”INTRODUCTION TO FEARLESS FREE-MOTION”

Jenny is an award winning art quilter and garment maker. She loves to teach the art of machine quilting to others, and inspire them to do their best work. She has a website (and blog) about art, quilts, garment making and life. “Quilting makes me skip for joy!” You can view Jenny’s website and blog at: <http://quiltskipper.com/tag/jenny-kyon/>



Learn to free motion quilt in a supportive and fun atmosphere. Acquire the skills to begin quilting your own projects at home with your home machine! Free motion quilting allows you to work directly on your own projects with little or no marking and no stencils.



The class will begin by working on paper and

making lots of mistakes there, and then we begin fearless play on fabric.

 Joanie Bellinghausen  
& Genelle Voorhees

## Block of the Month

### Kids’ Kourthouse

The next chapter in “Good Foundations” will inspire you to create a log cabin block by paper piecing.

“Kids’ Kourthouse” is a variation on the classic “Courthouse Steps” pattern.

The center piece is red, and instead of having similar shades opposing each other on the block (common for most “Courthouse Steps”), one diagonal half of the block will be lights, the other medium to dark.

Fabric theme will be juvenile; each round of the fabric strips will be a different kids’ pattern.

“Kids’ Kourthouse” will prepare you for a much more complicated “wonky pineapple” log cabin block later in the year.

This block will go together quickly because all the strips will be the same width.

Enjoy!

 Jim Jensen & Marlene Sullivan



## Community Quilt Sizes

40” x 60” <b>Our biggest need</b>	Please use <u>bright colors</u> for young children or fabrics that will <u>appeal to teenagers</u> .
32” x 40” Baby Quilts	For Sutter & Memorial Hospital NICUs as well as Public Health nursing & teen moms. We provide kits for making the tops.
50” x 65”	For 18 year olds aging out of the Foster Care System
40” x 60”	Lap quilts for adults. Given to the Council on Aging, Secret Santa & Catholic Charities
Doll Quilts	For little girls and boys. WE collect these all year and donate during the holidays.
80” x 100”	For Wounded Warriors. We only donate a few of these large quilts.

**Thank you to all who are involved with this important outreach project!**

## Pointless Sisters

### **Not Your Grandmother's Quilt, Pointless Sisters Art Quilt Group Exhibit Now at the Occidental Center for the Arts**


Join Us Sunday, March 9 from 2:00 pm to 5:00 pm for the opening reception of our third annual quilt and fiber arts exhibit, **Not Your Grandmother's Quilt** at the Occidental Center for the Arts, 3850 Doris Murphy Ct., off Bohemian Highway, Occidental. Light refreshments will be served. The exhibit features unique fiber art, recent group challenges: *Red* and *In the Style Of...* as well as other quilts, large and small. The show will extend from March 7 through April 27, 2014.

The gallery is open Friday, Saturday, and Sunday from 11 am to 4 pm, during Occidental Center for the Arts events and by appointment. For information dial: 707-874-9392, or on the net at:

[www.occidentalcenterforthearts.org](http://www.occidentalcenterforthearts.org)

An interest group of the Santa Rosa Quilt Guild, the Pointless Sisters Group shares their work, discusses new trends in art quilting technique, provides education programs and sponsors group challenges. Our next challenge, *Holes*, is due in July.

The Pointless Sisters art quilt group meets the fourth Tuesday of each month (except December) from 10 a.m. to 12 noon at the Luther Burbank Art and Garden Center, 2050 Yulupa Avenue in Santa Rosa. The program follows a brief lunch break.

 Linda Morand

## Welcome Our New Members!

Please look for these new members and make them feel welcome!

Cathy Conover	Elizabeth Pizzini
Cathy Eddy	Linda Reid
Vicki Elliott	Maureen Schmidt
Frances Evans	Kay Smith
Victoria Jackanich	Nancy Stedman
Su Lin Mangan	Diane Sturm
Petie Pardell	C.L. Tree

## Be A Mentor!

## Cloverdale Citrus Fair

We had a great showing of quilts this year at the Cloverdale Citrus Fair. The weather was sunny and warm and the fair was well attended. The quilts were nicely displayed in a building with other needlecrafts. Santa Rosa Quilt Guild took most of the awards for quilting. The winners are:

Mitzi Dowling	1 <sup>st</sup> / Best of Show
Nancy Lou McAllister	2 - 1 <sup>sts</sup> , 2 <sup>nd</sup>
	Best of Show (Seniors)
Carole LeMonnier	1 <sup>st</sup> (apron)
Pam McVey	2 <sup>nd</sup>
Georgiann Morrissey	3 <sup>rd</sup>
Janice Rodgers	2 - 2 <sup>nds</sup> , Best Use of Color & Best Hand Quilting
	3 <sup>rd</sup>
Fran Threewit	1 <sup>st</sup>
Jan Westerman	1 <sup>st</sup>
Ann Wilson	1 <sup>st</sup>

Congratulations to all.

 Pam McVey

## Wine Country Quilts

Thank you to those who took up the offer of the waived \$5 entry fee and got your quilt show entries in early. So far about 100 entries have been received. However, we need a total of close to 350, so that means the rest of you have your work cut out. Remember, the **deadline date is April 3rd**. This date is firm, so stragglers will miss being included.

Remember that to enter a quilt by the deadline date, all that is needed is a photo of the completed top with accurate measurements and a completed entry either online ([www.mqsc.org](http://www.mqsc.org) - Quilt Show Entry Tab) or a completed paper entry. **Send/give the \$5 fee to Dale Yamamura, NOT ME.** If you cannot finish your quilt by May 21st, please send me an email of which entry(ies) will not be complete. The arrangers need time to fill in the holes before I begin my process of printing all of the documents necessary for take-in, labels, etc. Delivery of your quilt(s) is June 5th. That is a lot of time to finish your projects once you have entered them.

Along with DJ Berger, Mary Papsco, Gina Stater-Calhoun and Trina Jahnsen, we thank you for making our job easy by submitting your entries in a timely fashion. The gals are beginning the design of the layouts.

Joanne Thomas  
Quilt Show Entry Coordinator  
[jthomas@sonic.net](mailto:jthomas@sonic.net) 528-3559

## Library News

The following is a list of the books that came into our possession since our last newsletter. For images of the covers and more detailed descriptions of the items, just click on LIBRARY on our website [www.santaroquiltguild.org](http://www.santaroquiltguild.org) Linda Hooper has written easy-to-understand directions about how to utilize the library site. To locate her instructions, click on the underlined "here" in the second paragraph at the top of the library page. Let me know if you would like guidance with the site and we'll sit down at the Library's laptop computer after a meeting. *A hint: if you are looking for an author, remember to type in the last name first, and if you are searching for a book title, type in the first "important" word leaving the a, an, and the's 'til the end.*

HOUSEWARMING PATCHWORK by Yoko Saito  
(requested by Diana Roberts)

EXTRAORDINARY LOG CABIN QUILTS by Judy Martin

A BATCH OF QUILT SOUP – FUN PATCHWORK AND EASY APPLIQUE PATTERNS (with some recipes thrown in) by Barbara J. Jones

QUILTING WITH MY SISTER by Barbara Brandeburg and Teri Christopherson (sisters)

A PAPER-PIECED GARDEN by Maaïke Bakker and Françoise Maarse

MRS. LINCOLN'S RIVAL a Civil War historical novel by Jennifer Chiaverini

QUILT SAVVY: SIMPLE THREAD PAINTING by Nancy Prince (thanks, Judy Dieter, for requesting this)

50 LITTLE PAPER-PIECED BLOCKS by Carol Doak (Pam Brown spotted this for us)

Be sure to let me know if you find an item that our library need!

And don't forget that we have magazine subscriptions to:

FONS AND PORTER'S LOVE OF QUILTING  
QUILTERS NEWSLETTER (all of the issues since the very beginning!)  
MACHINE QUILTING UNLIMITED  
QUILT LIFE (Alex Anderson and Ricky Tims)  
QUILTING ARTS  
AMERICAN QUILTER  
QUILTMAKER  
FABRIC TRENDS


Library News continued

Plus many past issues of:  
MINIATURE QUILTS  
JAPANESE magazines  
QUILTMANIA (European)

Wearing your nametag is a huge help to everyone. This is an excellent way for us to get to know each other.

Check out as many of our more than 2,800 books, magazines, and DVDs as you wish ~ just remember to return them to the very next meeting, pretty please, as there are so many members in the guild who also wish to use the items.

Our library needs many, many volunteers. You do not need to formally sign-up to help – we'll take whatever time you can spare before or after any meeting. If you do not like the job you are given, don't be shy – let us know what you would rather do. I can never thank everyone enough for their assistance and support with making our library the best in the entire world!



## Singer Featherweight

ANOTHER NICE REMINDER OF DOTTY ZAGAR

Our dear friend, Founding Member, and Past President Dotty Zagar passed on in June of this past year. Her husband, Hank, has given me Dotty's two sewing machines to help fund Dotty's Memorial Fund. At our February 20 meeting her Bernina 1230 was auctioned. One of our guild members took home a treasure.

Jim Wylie, owner of Parkside Sewing on Santa Rosa Avenue, a long-time friend of Dotty's, serviced, cleaned, polished, and buffed both machines free of charge as a favor to our guild. Jim is such a generous, kind, and fun person.

On March 20 Dotty's Featherweight will be auctioned in a similar manner, with bidding starting at \$288. It is a beautiful machine that resides in a carrying case and has lots of bobbins and other accessories included. As the power cord is the original, Jim Wylie suggested that a new one may be needed someday. Watch for details via an email from me, or if you do not have email, see me at the March 6 meeting with your questions.

 Sharon Fry

[www.srqg.org](http://www.srqg.org)

Library News continued →

# Affiliate Members

## BROADWAY QUILTS

Gery Rosemurgy, Owner  
20525 Broadway, Sonoma, CA  
95476  
707-938-7312  
[www.broadwayquilts.com](http://www.broadwayquilts.com)  
Mon-Sat 9:30-5:30, 11-3 Sunday

## CUDDLETIME QUILTS

Custom Machine Quilting  
Marian Drain  
1140 Sanford Ranch Rd.  
Ukiah, CA 95482  
472-0195  
Hours by Appointment  
[http://](http://cuddletimequilts.wordpress.com/)  
[cuddletimequilts@me.com](mailto:cuddletimequilts@me.com)

## HEARTMADE QUILTS

Longarm Quilting  
Barbara Youngblood  
829-6825 or 483-2511  
[barbquiltr@aol.com](mailto:barbquiltr@aol.com)  
<http://www.heartmadequilts.com/>

## IT'S FROM GRANDMA

Machine Embroidery and More  
Janice Rodgers, Owner  
P.O. Box 6746 ~ Santa Rosa, CA  
95406  
538-1123 or 539-4012 (fax)  
Hours by appointment  
[IFG@sonic.net](mailto:IFG@sonic.net)

## LAVENDER HILL QUILTS

Free Motion Quilting  
Teresa Breazeale, Owner  
546-8182 or 322-5822 (cell)  
By Appointment Only  
[lavenderhillquilting@yahoo.com](mailto:lavenderhillquilting@yahoo.com)

## MY COTTAGE QUILTS

Online Fabric Shop  
Diana Nissim  
<http://www.mycottagequilts.com/>

## PARKSIDE SEWING CENTER

*Bernina, Janome,  
New Home Dealer*  
Jim & Anne Marie Wyllie  
410 Santa Rosa Ave., Santa Rosa,  
CA  
707-576-1430  
Mon.-Fri. 9:28-5:04

## THE LONGARM LADY

Quilty Pleasures Studio  
Gari Jones, Owner  
112 Schoolhouse Ln., Geyserville,  
CA  
707-217-0087  
[gari.j@juno.com](mailto:gari.j@juno.com)  
[https://www.facebook.com/  
TheLongarmLady](https://www.facebook.com/TheLongarmLady)

SRQG ♥ PINER PRINTING

## VILLAGE SEWING CENTER

John Furtado, Owner  
1455 Santa Rosa Ave. #B1  
Santa Rosa, CA 95404  
544-7529  
Mon.-Fri. 10:00-6:00  
Sat. 10:00-5:00  
[john@villagesewing.com](mailto:john@villagesewing.com)  
<http://www.villagesewing.com/>

## Board Meeting

Thursday, March 27,  
2014

10:00 a.m.

Scottish Rite Family Room  
All Members Are Welcome



## Focus on Affiliates: Marian Drian of CuddleTime Quilts

Santa Rosa Quilt Guild is happy to announce that CuddleTime Quilts, a guild affiliate, will be presenting at the business meeting March 6, 2014. Prepare to be impressed by this extraordinary woman.

Marian has a master's degree in education, with special studies in Textile Arts. While teaching Community College she fell in love with sewing and opened a fabric and sewing machine shop in Santa Cruz, California. When her husband wanted to pursue higher education they sold the shop and moved to Stockton to get his doctorate. While he was in school Marian designed patterns for ice skating costumes and gymnastics apparel. Once the Doctorate was attained they again relocated - this time to Ukiah, Ca. where they raised their family. Marian home-schooled her children and taught sewing classes. When the kids were ready for college she was approached by area parents asking, "Who will teach the children to sew?" Marian wrote an instructional book Stitches and Truth on teaching sewing and then updated the information to a DVD Stitch by Stitch, a gentle approach to sewing. Both are available for purchase. Then she bought a long arm and the rest is history. Please welcome Marian Drain.

CuddleTime Quilts can be reached at: 707.472.0195



# Needle and Thread

Jim Jensen

## Barbara Cortelyou

During "Show and Tell" at almost any SRQG meeting, you are likely to find Barbara Cortelyou up on stage helping hold up the quilts for display. If it weren't for her height, she may never have learned to sew as a 9 year old "California Girl" in Venice Beach, having to make her own clothes in order to find something that measured up to her vertical stature. To help the cause, Barbara's father bought her a Singer Featherweight, and her grandmother taught her the skills of a tailor.

Fast forward to the quiltathon this past February 6<sup>th</sup> and we find Barbara using that same Featherweight, recently recovered from her father's attic and restored, as she helps finish quilts for our Community Quilts program.

Barbara retired from her career life in 2001, and within a month started sewing again and joined SRQG. At that time, Lavella Cassinelli was in charge of the Community Quilts program. With Lavella's support, Barbara made an early commitment to making quilts for the community. "I love the idea of giving back to the community. I think the Quiltathon is one of the best things about the guild." She also became inspired by Diana Roberts and Betty Upchurch who taught her to "just do it, don't get caught up in the details."

As is true for all of us, Barbara loves fabric ... lots of fabric. She isn't drawn to any specific type of fabric; she just loves lots of color. As a result, she is drawn toward making scrap quilts and particularly loves the history of making quilts from scraps. She leans toward the autumn colors and loves working with batik or reproduction fabrics.



Needle and Thread continued →

## Sew-A-Row & UFO Challenge

The UFO challenge will begin on March 6<sup>th</sup>. Please bring your Unfinished Projects to the meeting, along with \$5.00 for each project, and register for this challenge. The completed projects will be due at our September 4<sup>th</sup> meeting. The UFO Challenge is an incentive to finish one or more of those projects that have been taking up space on your shelves. If completed by the September 4<sup>th</sup> meeting, you will receive your \$5.00 back plus a fat quarter and some chocolate!

We had a good response to our Sew-A-Row program. There are still plenty of spaces for people to sign up to add their own border or row. Check them out at the "Sew-a-Row" area in the back of the room. Please note that you don't need to sign up on the packets, you can sign up on the duplicate sheets. The packets will be distributed to the signees in order. When it gets to you, you add a row (Sew-a-Row) or border (Medallion). At the end of the year each quilt is raffled off to one of the people who worked on it. Questions? Just see me.

 Debby Bainbridge

## For the Record

The minutes of our meetings can be found archived on the blog on our website. Please review them and report any corrections to Jan Andrews or Vicki David.

Needle and Thread continued

Acknowledging that she has an excess of "UFO"s, Barbara is waiting to finish them until she gets comfortable enough with free motion quilting so she can quilt them herself. When asked about her greatest quilting achievement, Barbara says she's still looking forward to it.

"I am so grateful for the friendships I've made here. Everyone is wonderful. I'm so impressed with the generosity of time, talent and treasure. There is always something for someone to do. Everyone working together makes it all a success."

Barbara volunteered as program chairman twice, worked with hospitality for 3 years, and co-chaired "Block of the Month" for 2 years. While we value her commitment and dedication to the guild, we're most grateful for her kindness, friendship and compassion.

# 2014 Executive Board & Committees

President Vice President Treasurer Recording Secretary Program Chairs  Program Chairs Elect Corresponding Secretary Parliamentarian  Block of the Month* Boutique*  Community Outreach* Community Quilts* Fair Liaison Field Trips Finance Friendship Blocks *	<b>2014 ELECTED BOARD</b> Vicki David Jim Jensen Helen Smith Jan Andrews Joanie Bellinghausen & Genelle Voorhees Phyllis Gallaway & Gari Jones Joy McGoran Jenine Giblin  <b>2014 COMMITTEES</b> Jim Jensen & Marlene Sullivan Betty Upchurch, Joni Poole & Carol Jarvis Mirna Estes Pam Beebe & Anne Dondero Pam McVey Wendy Mouille Helen Smith Phyllis Gallaway	Historian* Hospitality*  Library* MQSC Liaison * Membership*  Newsletter Editor & Circulation* Newsletter Proofreading Nominating Opportunity Quilt Tickets* Sew-A-Row* Sunshine* TSW (Tech. Sharing) * Videography Website* Past President* * Standing Committees	Sharon Fry Carolle LeMonnier Judy Lindberg Edie Sorensen Georgiann Morrissey Sharon Fry  Rhonda Denny, Jan Westerman & Jan Andrews Jan Andrews Diana Roberts Jenine Giblin Raychell Sumner Debby Bainbridge Jan Westerman Gari Jones Linda Hooper Jim Jensen Chris Nolen
--	--	---	--

## Remember!

- NAME TAG • SHOW AND TELL • COFFEE MUG •
- LIBRARY BOOKS • LUNCH • NO PETS • NO FRAGRANCES •
- REUSABLE PLATE & FORK • CELL PHONE ON SILENT •

## SRQG 2014 Calendar

### MARCH

- 6**      **Business Meeting**  
TSW: To Be Announced  
UFO Challenge Begins  
Affiliate Presentation : Marian Drain ~  
CuddleTime Quilts
- 14**      **Tri-Guild Luncheon at Petaluma Q.G.**
- 14-16**      **Spring Home Show**
- 20**      **Program Meeting**  
**Melinda Bula** ~ “Discover the Artist Within”  
TSW: To be announced
- 21**      **Workshop**  
**Melinda Bula** ~ “Fabulous Fusible Flowers”  
Luther Burbank Art & Garden Center  
2050 Yulupa, Santa Rosa  
9:00 a.m. to 3:30 p.m.  
8:30 a.m. for set-up
- 25**      **Pointless Sisters**
- 27**      **Board Meeting**

### APRIL

- 3**      **Business Meeting**  
Sew-A-Row: Row 2 due  
Opportunity Quilt Raffle  
TSW: To Be Announced
- 17**      **Program Meeting**  
**Anelie Belden** ~ “Thoroughly Modern Dresden”  
TSW: To Be Announced
- 18**      **Workshop**  
**Anelie Belden** ~ “Dresden Small & Simple”  
Luther Burbank Art & Garden Center  
2050 Yulupa, Santa Rosa  
9:00 a.m. to 3:30 p.m.  
8:30 a.m. for set-up
- 22**      **Pointless Sisters**
- 25**      **Board Meeting**



# Quilt Shows and Places To Go

March 15-16, 2014

**For the Love of Quilting**  
Valley Quilt Guild Show  
Yuba-Sutter Fairgrounds  
441 Franklin Ave., Yuba City, CA  
Saturday 10 am - 5 pm  
Sunday 10 am - 4 pm  
<http://valleyquiltguild.com/shows/>

March 22-23, 2014

**Glorious Foothill Flowers**  
Foothill Quilter's Guild  
Gold Country Fairgrounds  
1273 High Street, Auburn, CA  
Saturday 10 am - 5 pm  
Sunday 10 am - 4 pm  
<http://www.foothillquilters.org/quiltshow.html>

March 22-23, 2014

**Voices In Cloth**  
East Bay Heritage Quilters  
Craneway Pavilion  
1414 Harbor Way South, Richmond, CA  
Saturday 10 am - 5 pm  
Sunday 10 am - 4 pm  
<https://sites.google.com/site/ebhqbanner3/quilt-shows/>

April 5 - 6, 2014

**41st Annual Quilt Show**  
Guild of Quilters of Contra Costa County  
Centre Concord  
6298 Clayton Rd., Concord, CA  
Saturday 10 am - 5 pm  
Sunday 10 am - 4 pm  
[http://www.contracostaquiltguild.org/quilt\\_show.htm](http://www.contracostaquiltguild.org/quilt_show.htm)

## Meeting Etiquette

- ◆ Please avoid chit-chat while someone is speaking to the group.
- ◆ Please peruse the Silent Auction & Boutique before and after the meeting--not during the meeting.
- ◆ Please, do not browse the speaker's table during the meeting.
- ◆ Please set your cell phone to silent mode or turn it off.
- ◆ At Speaker Meetings, please move to the center of the rows and eliminate empty seats, so late-comers will be able to find a seat and not disturb the group.

*Thank You Sew Much!*

