



Stitch 'n Times

Santa Rosa Quilt Guild

P.O. Box 9251, Santa Rosa, CA 95405

November/December 2015 • Vol. 39 • No. 11

President's Message

This is the last newsletter I will be writing as the President of Santa Rosa Quilt Guild. If I'm honest, I have to tell you that I have mixed feelings about this. I have loved being your President.....not necessarily every day....but for the most part it has been really enjoyable. I have so enjoyed seeing ideas that were bounced around at Board meetings come to fruition. When I think back, there were so many hours spent on rewriting new By-Laws and Policies and Procedures. The average guild member probably doesn't even know how these things affect the guild, but imagine driving on our roads with no one knowing what the rules of the road are. There would be total chaos as there would in our guild if we had no rules. We now have a holiday party in December which I am once again looking forward to, and hope all of you can attend. We will be having a Quilt Fest on January 14, 2016 dedicated to making quilts and pillowcases for the Lake County fire victims. There are the many Community Quilts that our guild donates by the hundreds. You can't but feel proud of our guild when you think about all that we do.

As President, I couldn't have done anything without the incredible volunteers that help. Jim Jensen, who has a physical problem with his arm in that it shoots up when any volunteer is requested, has been invaluable to me. Sharon Fry, Phyllis Gallaway, and Jan Andrews have been a strong support system for me as well. All of the other Board members who have filled their roles tirelessly and the Committee Members who fulfill their duties with a smile on their face are a joy to work with, and lastly, you, the general membership are the glue that makes this all work. What good is all of our planning if there are no willing members to help us accomplish our goal?

The holidays are just around the corner and there seems to be a more frantic pace to our lives once Halloween has visited. Thanksgiving is a time to give thanks for all we have, and December holds special days for us no matter how you celebrate....it is a time to reflect on the blessings we have. I hope our quilt guild is on your list.

I want to thank you for allowing me to be your President and to wish each and every one of you a wonderful holiday season.

Vicki David



2016 Programs

Linda Ballard

January 2016

Being an avid seamstress all her life, Linda Ballard has taken her skills from dressmaking to creating wonderful traditional quilts using today's faster techniques and tools. She believes there's something for everyone when it comes to quilting, and that quilters have a strong bond unlike anything else.

Linda was a quilt shop owner in Redding and now travels throughout the country teaching both on land and sea. She has a fondness for quilt shops, but loves to teach at Quilt Festival, conferences, cruises, quilt guilds and camps. She says "anyplace and anytime, she's ready!"

Linda is known for the retreats that she sponsors in California, but has been known to travel around the country offering her expertise on retreats whenever she's asked. She always says 'her bags are packed; just need an invitation!'

Linda has been featured in a variety of quilting magazines with her quilts, her patterns and as 'ad' quilts for a specific line of fabric. She's also had the privilege of being on *Simply Quilts* two different seasons which means plenty of reruns. Linda will tell you constantly 'to be flexible and go with the possibilities that are presented.'

She always finishes with one simple wordENJOY! That's how it should be for all quilters.

She will be showing many of her beautiful quilts and talking about "What if I..." showing how to play with different components of patterns to get very different results.

She will be teaching **THE ALOHA PRINCESS** quilt pattern for our workshop, which she designed for a Hawaiian cruise. Picture and supply list available when you sign up.

Ann Shaw

March 2016

Ann is a talented quiltmaker and teacher from Camas Washington specializing in pieced art quilts based on methods on the methods developed by Ruth McDowell. Ann's pictorial quilts are vibrant and playful. She has taught all over the country and has been featured in several books and magazines. Her art quilts are all pieced (not appliqued), and she honors traditional piecing and quilting techniques in her quilts. She develops a pieceable design working from photographs. Many of her subjects are related to the beauty in fauna and flora of the Northwest.

In her Program she will discuss "Line, Shape and Design". Her Workshop will be "Flowers of the Gorge" in which participants will be able to choose one of 5 designs to make in the class. Her website is: www.AnnShawQuilting.com

Rob Appell

February 2016

Rob Appell blends his love for the ocean with his work as a textile artist and designer. A few years back, Rob landed a job in his Mother's Quilt Shop "The Cotton Ball" in Morro Bay, California. It was at The Cotton Ball where Rob found a fondness for Hawaiian shirt making. Shirt scraps make beautiful quilts and so does Rob. He learned to quilt by trial and error, and definitely brings a masculine touch to this age old tradition. Rob's quilts are 100% machine made and focus on applique work.



Now, after almost twenty years in the industry, Rob designs Quilts for Michael Miller Fabrics, has authored a few books, countless quilt patterns including The Endangered Species Quilt Project, produced a few DVDs on his techniques, is inventing sewing and quilting tools. He services sewing machines in his studio in Morro Bay, California.

He is blessed to travel the world sharing his experiences and joy in quilt making and sewing machine technology.

His trunk show will be entertaining and lively as he takes us through his own development as a quilter and some of his beautiful quilts.


Check him out at robappell.com

He will be teaching us his technique for making **COLOR STRATA QUILTS**. You can see him and an example his color strata quilt process on his web site. He also has a book that can be purchased.

Sunshine

It has been a blessing to serve this guild as Ms. Sunshine in 2015 and I look forward to serving you again as Ms. Sunshine in 2016.

The genuine care and concern of this guild never ceases to amaze me. A total of 45 cards were requested to be sent out in the year 2015. The bulk of



the cards were Speedy Recovery/Get Well with a handful of Missing You/Thinking of You, Sympathy and Memorial notifications. These were sent to current members, as well as to those who are unable to continue their membership in the last two

years, but still maintain friendships with guild members.

I have received nice feedback from card recipients letting me know that your care and concern does make a difference. If you know of any member that could benefit from a card, *PLEASE* don't hesitate to e-mail, call or catch me at a guild meeting.

Thank you for your donated Get Well, Thinking of You and Blank cards. I was once again able to come in under my budget without the need to purchase cards and only postage for the year. Due to the overwhelming card donations, I am not in need of any more at this time.

Happy Sewing -
Jan Westerman
Ms. Sunshine

Opportunity Quilt

Thanks to Linda Gilbert, Carole Behlke, Mary Ann Hayre and Patti Bassignani, who have been generous with their time and labor on behalf of guild fund raising this month. Special thanks to FABRICATIONS in Healdsburg for graciously hosting our quilt on Sat., Oct. 3rd. Many amazed ticket buyers had never been up close to an authentic human-made quilt and were delighted to take a chance on owning it come April 7th. We enjoyed participating in the Petaluma Quilt Show Oct. 24th, and hope to continue the tradition.

If you have never been a ticket seller, or haven't done so in a while, let me tell you what a pleasure it is to be seated in front of this Opportunity Quilt and watch, over and over again, as transfixed strangers approach while their eyes travel every inch of the quilt. Please do sign up at guild meetings or when you receive an email asking for volunteers at various venues. At this moment only the shop hop at Broadway Quilts (Fri., Nov. 13) is on our schedule but we may squeeze in one more event before the holidays.

Watch your email.



Patricia Kearns

2015 Merit Award Winners

Five Guild members were granted Merit Awards at the Founders' Day Luncheon on September 17th. Merit Awards are given to members who donate a significant amount of time and energy to a project or projects that benefit our Guild.

Mirna Estes was given this award for her dedication in helping sort, pack and transport items that remain unsold on our Silent Auction Tables. Mirna is an expert at finding good homes for many of the items left behind, such as CHOPS (a teen club), Kawana Springs School, veteran's halls and churches. It is a big job and she does it well and with great dedication.



Merit Awards were also granted to Jim Jensen, Phyllis Gallaway, Sharon Fry and Jan Andrews for their work in revising our Policies, Procedures and Reference Manual. This living document helps our Executive Board and Committee Chairs manage the guild with efficiency and in observance of our Bylaws and IRS regulations governing 501(c)3 non-profit corporations.



Editor's Note: Rhonda Denny receipt of Honorary Life Membership was documented in the October newsletter, however the above information was omitted. Thank you to Sharon Fry for calling it to my attention. J.A.

Membership News


Team J-Rho has had a great run serving the guild, but it's time has come to an end.

Chair Jan Westerman along with co-chair/Greeter Rhonda Denney are moving on.

Jan Andrews will be staying on as the Chair person and joining her will be Vicki David (2015 President) as the new Greeter, and Sue Gragg (2015 BOM) is taking over for Jan Westerman.

Rhonda will be chairing a NEW Membership Sub Committee, a "Welcome Committee". At this time Jan W. and Loni M. will be Rhonda's "Ladies in Waiting" serving a Guides.

We look forward to the changes the new year will bring and the opportunity to continue to be active participants in the guild.


 Team J-Rho, The Membership Mavens
Jan Westerman, Jan Andrews
& Rhonda Denny

NEW--Welcome Committee

Membership 2015 closes with a new sub-committee on deck for next year. Santa Rosa Quilt Guild Membership committee grows by adding a **Welcome Committee** to greet and inform new members and prospective new members with orientations and tutorials in 2016. This committee will have an information center that includes applications for membership and two tour guides to introduce each new member to a designated person to offer a point of comfort and contact. We are such a large group and it is easy to see that one could feel lost or worse, unimportant.

The Welcome Committee includes Jan Westerman and Loni McDonald conducting tours and making introductions while Rhonda Denny manages "the desk." We would like two more volunteers to act as back ups when needed. New members go to the head of the lunch line (and so do their guides...)

We are very much looking forward to implementing this much-needed sub-committee to help new members feel welcome.

 SRQG Welcoming Committee
Jan Westerman, Loni McDonald
& Rhonda Denny

Quilt Fest for Lake County

January 14, 2016 has been scheduled at the Scottish Rite Center for the Lake County Quilt Fest. Be aware this is not a regular scheduled guild Thursday.

If you are interested in making a quilt to work on before or on this day, but don't have anything, then you are in luck. I happen to have several "blocks/quilts" in various stages kitted up and ready to go for you to use for this project. Some will require you to use some of your own fabric to finish and some are actual quilt kits with all fabric needed.

The process will be for you to 'check out' a kit and bring back *on or before Jan 14th*.

If the fact that you don't have batting or backing to actually finish a quilt is hindering you, I am working with the "Quilt Fairies" to make both of these items available.

Required quilt size: Please make approx. 60" x 70". Most Lap sized quilts are approximately this size, but longer would be great too. These quilts are not just to use sitting on the couch watching TV, they are for a family or individual to curl up under and receive comfort in a difficult time.

If you aren't able to make a quilt, don't forget we are also making pillowcases for all ages.

Betty Upchurch has graciously volunteered to quilt for us, but she can only do so many, so if there is another quilter or two that can share the load it would be greatly appreciated.

All of the donated Lake County quilts should have a SRQG label sewn on the back, and I have these available.

I would like an approximate head count of those able to join us that day so we know how many tables to set up, so I will be asking for a head count at the next meeting.

Norma Viglienzzone is going to treat us to her Minestrone soup and rolls for lunch.

I have been in communication with Kerrie of Kerrie's Quilting in Lakeport, letting her know to expect quilts from us. I have committed us to 30 quilts since I didn't know how much interest there is. At this time Kerrie has 60 of the 100 quilts she thinks she needs. Any amount over 30 quilts would be amazing. I can already feel the creative energy and passion from all of you, so let's turn out some amazing quilts, like only SRQG can do!

Sincerely,
Jan Westerman, Quilt Fest Chair

Library News

The following is a list of the books that came into our possession since our last newsletter. For images of the covers and more detailed descriptions of the items, just click on LIBRARY on our website www.santarosaquiltguild.org Linda Hooper has written easy-to-understand directions about how to utilize the library site. To locate her instructions, click on the underlined "here" in the second paragraph at the top of the library page. Let me know if you would like guidance with the site and we'll sit down at the Library's laptop computer after a meeting. *A hint: if you are looking for an author, remember to type in the last name first, and if you are searching for a book title, type in the first "important" word leaving the a, an, and the's 'til the end.*

MILLEFIORI QUILTS 2 by Willyne Hammerstein (obtained for our Library by Jan Andrews)

WOOL APPLIQUE THE PIECE O' CAKE WAY – MIX WOOL WITH COTTON & LINEN by Becky Goldsmith and Linda Jenkins (requested by Diana Roberts)

CUT AND SHUFFLE by Jan Ochterbeck – a different take on "stack and whack"

COLOR STRATA – SEAM CUT & SEW – ABSTRACT QUILTS WITH MINIMAL GUIDELINES by Rob Appell (upcoming SRQG speaker and workshop teacher!)

LEARN TO QUILT WITH PANELS by Carolyn S. Vagts

SURPRISE YOURSELF! by Charlotte Angotti and Debbie Caffrey (donated and autographed by Debbie along with the DVD – our thanks to Phyllis Gallaway for obtaining these two items)

BUTTERFLY ALBUM – MONARCHS & MORE by Bea Oglesby (donated by Mary Wood)

UNCOVERINGS – 2015 – VOLUME 36 OF THE RESEARCH PAPERS OF THE AMERICAN QUILT STUDY GROUP (free with the dues SRQG pays to their organization)

Have you pawed through the ever-growing box of rulers, templates, and stencils that have been donated to our library for members to check out?

Be sure to let me know if you find an item that our library needs!

Library News continued →

Library News continued

And don't forget that we have magazine subscriptions to:

FONS AND PORTER'S LOVE OF QUILTING
QUILTERS NEWSLETTER (all of the issues since the very beginning!)
MACHINE QUILTING UNLIMITED
AMERICAN QUILTER
QUILTMAKER


Plus many past issues of:

QUILT LIFE (Alex Anderson and Ricky Tims) Discontinued with the October 2014 issue -DARN!
MINIATURE QUILTS
JAPANESE magazines
QUILTMANIA (European)

Wearing your nametag is a huge help to everyone. This is an excellent way for us to get to know each other.

Check out as many of our more than 3,000 books, DVDs, and CDs, plus magazines, as you wish ~ just remember to return them to the very next meeting, pretty please, as there are so many members in the guild who also wish to use the items.

Our library needs many, many volunteers. You do not need to formally sign-up to help – we'll take whatever time you can spare before or after any meeting. If you do not like the job you are given, don't be shy – let us know what you would rather do. I can never thank everyone enough for their assistance and support with making our library the best in the entire world!



KRCB Pledge Night

As an extension of our ongoing community service, eight of our members volunteered to staff the phones and help out at KRCB's "Bay Area Wine and Epicurean Auction" on October 3rd. While Marilyn Lira kept track of the bids and changed the bid boards, and Donna Poe made the callbacks to the auction winners, the phone bank was covered by Toni Anderson, Colleen van de Kraats, Linda Hooper, Vicki David, Gail Alford, and Jim Jensen.

It was a fun night for a good cause. What goes on behind the scenes in a TV studio is so different than what you see on your screen at home. It may appear to be calm, collected and organized while you're watching, but in reality there are dozens of people involved and the hum of conversation, directions, phone calls, and general busy-ness created a sometimes chaotic atmosphere.

The station provided us with a nice dinner, and the five hours flew by. Besides a couple calls from a 5 year old, and a few from people who had obviously been hitting the wine a bit heavily, we all enjoyed the experience.

We're grateful we were given the opportunity to provide a service to our local PBS station, and look forward to helping out again with another auction.

Jim Jensen



KRCB Volunteers. Back row L-R: Vicki David, Gail Alford, Jim Jensen. Front row L-R: Toni Anderson, Colleen Van de Kraats, Linda Hooper. Not pictured: Marilyn Lira and Donna Poe.

Happy
Holidays

Boutique and Raffle

WOW! Where did this year go? This is the last newsletter and only one more Boutique set up for the year. It's been a very busy year for everyone. Thanks to everyone who has helped all year to make the Boutique and Raffle a success. Several ladies have kept a good supply of thread catchers coming in throughout the year. There has been a steady supply of other items to sell which keeps everyone coming back to see what is new. Thank you everyone for all the extra help. It is greatly appreciated. Hopefully it will carry over into 2016 and we will have another very productive year. During 2015 we have brought in over \$4000, not quite as much as 2014 but we have not set up as much either.

Carol Jarvis has done a fabulous job putting together the raffle baskets. It's always a surprise to see what she comes up with; she definitely has an endless supply of goodies. Good job Carol.

Chris Nolen has been most instrumental in the raffle being so successful, as sales almost always double when he makes his round selling tickets. Keep up the good work Chris; we will definitely keep you on as our boutique slave.

Joni Passinini-Poole was a big help the first part of the year and for past years but has not been able to attend for several meetings. She has been missed and we are all looking forward to her return.

Here's to wishing everyone a terrific holiday season, have fun, get rested up and we will all be eager to start off the New Year with a bang.

Thank you all.
Betty Upchurch

Sew A Row

Hi everyone! I want to remind you that Sew-a-Rows and Medallions are due at the next meeting – November 5th. They will be shown and raffled at our Holiday Potluck meeting on December 3rd.

I have enjoyed being the coordinator for this program the last two years. I'll be handing my "Sew-a-Row Hat" to Genelle Voorhees next year. Sign-ups will start the first meeting in February. We will be accepting starters through the first meeting in January. So please get your Sew-a-row and Medallion starters to us.

Thank you everyone for your participation!

Block of the Month

November 2015 Block of the Month – “Civil War Block”

Get out your reproduction fabric to make this quick Civil War Block. Unfinished size will be 8-1/2”. The block will be introduced on November 5th and will be due at our Holiday meeting, December 3rd.

Block of the Month



November Civil War Block

December 2015 Block of the Month – “1 of 100 Bocks”

For our last block this year, you can coordinate any set of fabrics for this 6” finished block. The block will be introduced on December 3rd and will be due January 7th.

Block of the Month



December 1 of 100 Blocks

HAVE FUN!!

 Sue Gragg

November / December 2015

Friendship Blocks

I wanted to do a wrap up for the activities with Friendship Blocks for 2015, my first year as the chair.

We started the year off with a raffle. It was a success with over \$100 donated to the Guilds general fund. The lucky winners were: Chris Nolen and Jenine Giblin. They won 20 friendship block credits each!

The beginning of the year consisted of collecting the rest of the 2014 Friendship Blocks and passing out new ones for 2015.

Unfortunately there were no new requests in 2015 for Friendship Blocks. The committee distributed 3 Friendship Blocks from Community Quilts.

A new version of the Friendship Block Credit List was created by Jim Jensen and posted on the Guild’s website. Thank you so much for doing this Jim! Moving forward the plan is to update the list quarterly. There are 20 + people that have 20 or more credits. I encourage you all to flood the guild with block requests in 2016. Let that be your New Year’s resolution!!!

Just a reminder there are several ways to earn Friendship Block Credits including making a Friendship Block for someone or fulfilling a request from Community Quilts.

I welcome any suggestions on ways to encourage participation, and increase the number of Friendship Block requests.



Cheryl Dudley



THE LONGARM LADY
Custom Quilting Quickly
Full Service Quilting Studio
Hundreds of Designs - Done in a Day!
gari.j@juno.com • (707) 217-0087



Gari Jones

Quilty Pleasures Studio
112 School House Lane
Geyserville



Follow The Longarm Lady on Facebook

A proud sponsor of Sonoma County Vetconnect

Needle and Thread

Jim Jensen

Jim Jensen

After two years of writing "Needle and Thread" for "Stitch'n Times," several people suggested to me that I should be the "subject" of this column, no doubt wondering how in the world I came to be so involved in the Santa Rosa Quilt Guild. To be honest, it's a question I sometimes ask myself ... and I do have an answer ... although I try to keep the conversation between me and myself short so folks don't start wondering something else.

So how did I get to be here? My deepest inspirations were my mother and paternal grandmother, although neither was around when that awareness hit. I remember mom making dresses for "pin money," but mostly recall her incredible talent over the years for oil painting, petit point, macramé (when it was in style), miniature doll houses, knitting, needlepoint, and quilting. Grandma was a great crafter. Come November there wasn't a door knob or toilet seat in the house that didn't have a felt Santa face on it. She had to move into a split level house that had a two story open space just to fit the Christmas tree, and even then she didn't have enough room for all of the ornaments. In January she would always start her crafts for the next Christmas. Fortunately, I still have many of her Christmas ornaments which I treasure dearly.

I rescued a gigantic "Cathedral Windows" quilt that Grandma made in the '50's. No one else in the family wanted it because it was falling apart from being in the hot attic for decades, so it became my first venture in "quilting." Even though it took me two years to replace all the rotted thread on the back, it was the project that got me hooked on quilting as a craft.

After I attained my long-elusive bachelor's degree at Sonoma State (Sociology with a Certificate in Gerontology) in 2002, I felt the need to find an interest to replace my study time. With the birth of my cousin's first grandbaby I thought, "Why not make a quilt?" Thus started a new adventure.

I always considered myself to be a "lone quilter." Graduating from casual setups on the dining room

Needle and Thread Continued

table, I took over half of the garage for my quilting space. I continued to be "self-taught" and never had anyone other than the recipients of my attempts to give me any insights as to the quality of my work. Of course, as hopefully with all of us, anyone who receives one of our creations sings it praises, but I did not have the benefit of guidance, review, or critique from another quilter.

Having joined a small group at my church that made comforters for homeless women, I did not find the work to be fulfilling or sufficiently challenging. Fortunately, SRQG member Diane La Foe was helping out one day and she suggested that I check out SRQG. I had heard about Moonlight Quilters, but was totally unaware there was such a thing as a day guild. At her suggestion, I visited during the next SRQG meeting and felt so welcomed that I joined at the following meeting.

The earlier question was "how did I get involved?" Life showed me that I had to look beyond the concept of being the "lone quilter." It never occurred to me that there would be any benefit in exploring the community, support, and learning opportunities that a quilt guild could offer.

The answer is that I have found in the Santa Rosa Quilt Guild a group of like-minded, caring souls who treasure learning, sharing, and giving to the community. And far more than that, I have found a new world of friends that, as the rare male

quilter, I never imagined possible.

At the time of writing this column, it appears that most of the guild members have sufficient confidence in my abilities to elect me as President of the guild for 2016. I thank you in advance for seeing strengths in me that I may not see in myself. I look forward to another great year of learning, sharing, and enjoying our time together.

With that in mind, my version of "Needle and Thread" is going on sabbatical for a while. If someone else would like to pick up the reigns, please let Jan Andrews know. I may revisit the column after my term is over, but for now I suspect my plate will be full with other obligations. I really enjoyed writing about some of our guild members, and appreciate their confidence in letting me tell a little bit of their story.

Until next time, sew on!

Jim

www.srqg.org

Needle and Thread Continued →

Community Quilts

A heartfelt THANK YOU to everyone who contributed to the Community Quilts project this year! Because of your generosity, our guild donated quilts to many deserving babies, children, adults, and seniors. In January, we will post the list of recipients and numbers of quilts donated.

Members kept busy all year. Donating flannel & fabric ~ making tops at home ~ completing quilts at home ~ making quilts from start to finish ~ coming to workdays at Pam's house ~ joining us at 5th Thursday Retreats ~ helping with set up and clean up ~ participating in Quiltathons ~ overseeing work stations at Quiltathons ~ knitting baby hats. This project is successful because so many of you are involved.

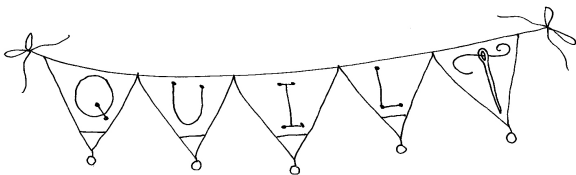


Our committee was filled with wonderful energy this year. **Laura Barrett** and **Nancy Stedman** coordinated 5th Thursday Retreats and Quiltathons, and Nancy stored batting at her home. **Janet Tonkin** washed and stored flannel, stored some of our quilts, and helped Laura and Nancy coordinate workdays. **Susan Hazelwood** sorted and stored completed quilts, delivered them to recipients, and kept track of the donations. **Lavela Cassinelli** and her mini-group made and delivered hundreds of quilts to local veterans. **Marlene Sullivan** collected and stored doll quilts and is delivering them in December.

If you would like to work on donation quilts during the holiday season, please consider making one for a pre-teen or teenager residing at the Valley of the Moon Children's Center. The ideal size is 40 x 60. At our guild meeting on April 7th, we will present 100 quilts to Meg Easter-Dawson from VOM. This is our guild's way of offering comfort and support to the children there.

We look forward to coordinating this important outreach project again next year.

Happy Holidays!  Pam Beebe & Anne Dondero



Welcome Our New Members!

Angie Frey
Jennifer Baker

Please look for these new members and make them feel welcome!

Be A Mentor!

Change of Information?

Don't forget to notify Team J-Rho At the Membership Table!

COMMUNITY QUILT SIZES

If you are making donation quilts on your own, these are the approximate sizes most needed.

32" x 40" Baby Quilts	For Sutter & Memorial NICUs, Public Health nursing, & teen moms. We provide kits for making the tops, or you may use your own fabrics.
40" x 60"	For Valley of the Moon and other organizations serving children in need. Please use bright colors for young children or fabrics that will appeal to teenagers.
50" x 65"	For 18 year olds aging out of the Foster Care system and for women residing at the YWCA Safe House.
40" x 60"	Lap quilts for adults. Given to Secret Santa, women being served by Verity, deserving seniors in local convalescent hospitals, & others.
Doll Quilts	For little girls & boys. We collect them throughout the year and donate during the holidays.

Thank you to all who are involved with this important outreach project!

Pointless Sisters Exhibit at San Jose Museum of Quilts & Textiles

The Pointless Sisters Art Quilt Group of Sonoma County announces an exhibit at the San Jose Museum of Quilts and Textiles from November 6, 2015 – January 3, 2016, entitled *The Russian River Watershed in Fabric*. The opening reception is Sunday, November 8, 2015 from 2-4 pm. The exhibit consists of new quilts created for this venue reflecting the diversity of the watershed – from the headwaters to the mouth of the river and highlighting the agriculture, wildlife and natural resources of the area. Included in the exhibit is a seminal, multi-paneled quilt, *Along the Russian River*, designed by Linda Morand using Google Earth and executed by 20 members of the Pointless Sisters, each using their own style and techniques. This quilt has been widely exhibited in Sonoma County as well as at the Pacific International Quilt Festival in 2012. The exhibit is juried by Joy Stocksdale, a guiding member of the Surface Design Association, and is curated by Linda Morand, Judy Mathieson, Ellindale Wells and Carroll Hirsch, all members of the Pointless Sisters.

Also on exhibit at the Museum are *EARTH STORIES: 25th Anniversary Exhibition* from Studio Art Quilt Associates and *Quilted Conversations* featuring Lura Schwarz Smith and Kerby C. Smith.



The San Jose Museum of Quilts and Textiles is located at 520 S. First Street, San Jose; phone 408-971-0323. It is open Wednesday - Friday from 12-5 pm and Saturday and Sunday from 11 am-5 pm. On the first Friday of the month the museum is open from 12-9 pm. General admission is \$8.00; seniors and students \$6.50, children under 12 free. www.siquiltmuseum.org

For the first time ever, Rob from Man Sewing will be offering a series of interactive lectures and hands-on classes at ALL of Meissner's locations.

Man Sewing at Meissner's

An Exciting Series of Lectures and Demos.

Includes lunch, snacks, prizes and lots of fun! \$79!

**2 Sessions
to Choose From!**

Saturday, Feb. 20 • Santa Rosa Store
Sunday, Feb. 21 • Sacramento Store

3 Dudes Quilt Technique Class

A Hands-On Class & Meet N' Greet

Kits, machines and snacks are provided.
Just show up for some quilting fun! \$49!

**2 Sessions!
Monday, Feb. 22**

Roseville Store • 9AM - 11AM
Folsom Store • 2PM - 4PM



Register Today
at MeissnerSewing.com

Meissner
Sewing & Vacuum Centers

Sacramento
2417 Cormorant Way
(916) 920-2121


Folsom
98 Clarksville Road, Ste. 130
(916) 984-7071

Roseville
9250 Fairway Dr., Ste. 110
(916) 791-2121

Santa Rosa
1250 Mendocino Avenue
(707) 575-5259

It's that time of year again!

Membership dues for 2016 are now
due and payable.



Please check your listing in the Membership Roster for any corrections, and if you see any errors, let us know.

Paying is simple--just drop your check in the box on the Membership Table!

Make your check for **\$35.00 to SRQG** and deposit in basket on Membership Table.

Forget your checkbook?

Dues can be mailed to:

SRQG

P.O. Box 9251

Santa Rosa, CA 95405

We urge you to pay your dues soon, as processing the paperwork for 275 members is time-consuming, and takes place during an otherwise busy time of year.

Membership Cards for 2016 will be printed and available at the Quiltathon on February 4th. The printed Membership Roster will also be available at that time.

Members whose dues are not paid by Thursday, January 28th (Board Meeting) will be omitted from the Membership Roster and deleted from Sharon Fry's email list, so please pay early—we will love you for it!

Affiliate Members

ANIMAL COIN.COM

Ann Nolen
1007 Baird Rd. ~ Santa Rosa
888-1837
<http://www.animalcoin.com/>
ann@animalcoin.com
Online Sales Only

BOLT

Kate Barrett
219 N. Cloverdale Blvd. ~ Cloverdale
894-2658
Tues. - Sat. 10:00 - 6:00
<http://www.boltcloverdale.com/>
info@boltcloverdale.com
10% discount for SRQG members

BROADWAY QUILTS

Gery Rosemurgy, Owner
20525 Broadway, Sonoma, CA 95476
707-938-7312
www.broadwayquilts.com
Mon-Sat 9:30-5:30, 11-3 Sunday

COUNTRY MOUSE

CUSTOM LONGARM QUILTING

Carol Stevens Marcia Seeley
707-321-5361 707-571-8284
1695 Willowside Road
Santa Rosa, CA 95401
CountryMouseQuilting@gmail.com
Friday-Sunday By Appointment

HEARTMADE QUILTS

Longarm Quilting
Barbara Youngblood
829-6825 or 483-2511

THE LONGARM LADY

AT QUILTY PLEASURES STUDIO

Custom Machine Quilting
Gari Jones
112 Schoolhouse Lane
Geyserville, CA 95441
217-0087
Hours by Appointment
gari@juno.com

MARIAN'S MAGIC NEEDLE QUILTING

Custom Machine Quilting
Marian Drain
1140 Sanford Ranch Rd.
Ukiah, CA 95482
472-0195
Hours by Appointment
<http://cuddletimequilts.wordpress.com/>
cuddletimequilts@me.com

MEISSNER'S SEWING CENTER

Formerly My Sew Vac Place
1250 Mendocino Ave.
Santa Rosa, CA
707-575-5279
Mon.-Sat. 10-6
<http://www.meissnersewing.com/household/>

THE TREASURED THREAD

Custom Quilting & Embroidery
Diane Bare
304 Burt St. • Santa Rosa
707-571-2078
Diane@thetresuredthread.com
Afternoon, Evening & Weekend hours

 **For the Record**

The minutes of our meetings can be found archived on the blog on our website. Please review them and report any corrections to Norma Viglienzone or Vicki David.

stitch'n times advertising rates

Business Card	2.25" x 3.5"	\$10.00
1/4 page vertical	3.5" x 4.875"	\$25.00
1/4 page horizontal	4.875" x 3.5"	\$25.00
1/2 page vertical	3.65" x 9.75"	\$50.00
1/2 page horizontal	7.5" x 4.75"	\$50.00
Full page	7.5" x 9.75"	\$100.00

Contact Newsletter Editor Jan Andrews

SANTA ROSA QUILT GUILD



CONTACT INFORMATION

PRESIDENT

Vicki David

president@santarosaquiltguild.org

VICE PRESIDENT

Jim Jensen

NEWSLETTER EDITOR

Jan Andrews

editor@santarosaquiltguild.org

MEMBERSHIP

Rhonda Denny, Jan Westerman
& Jan Andrews

membership@santarosaquiltguild.org

PROGRAMS

Rhonda Denny & Phyllis Gallaway

programs@santarosaquiltguild.org

MEETINGS AND MEMBERSHIP

The Santa Rosa Quilt Guild meets the first and third Thursdays of each month (in December only one meeting is held on the first Thursday) at 10:00 a.m. at the Scottish Rite / Masonic Lodge in Santa Rosa, 600 Acacia Lane, between Mission Boulevard and Middle Rincon Road on Highway 12 east of Santa Rosa.

Membership dues are \$35 per year. The calendar year is January to December; new member's dues are prorated. Regular meetings, special programs, use of the extensive library and special discounts from some affiliates are benefits of membership. For More information or to send a check for dues email:

membership@santarosaquiltguild.org

Local Quilt Guilds

NORTHERN CALIFORNIA QUILT COUNCIL

<http://www.ncqc.net/>

Carquinez Straight Stitchers (Benicia)

<http://www.cssquilter.org/>

Diablo Valley Quilters (Danville)

<http://www.diablovalleyquilters.com/>

East Bay Heritage Quilters (Albany)

<http://ebhq.org/>

Guild of Quilters of Contra Costa County

<http://www.qcicc.org/>

Ladies of the Lake Quilt Guild (Kelseyville)

<http://www.llqg.org/>

Mendocino Quilt Artists Guild (Ukiah)

<http://mendocinoquiltartists.blogspot.com/>

Monterey Peninsula Quilters Guild

<http://www.mpqg.org/>

Moonlight Quilters of Sonoma County

<http://www.mqsc.org/>

Mt. Tam Quilt Guild (Marin County)

<http://www.mtqg.org/>

Napa Valley Quilters Guild

<http://www.napavalleyquilters.org/>

North Wind Quilters Guild (Fairfield)

<http://www.northwindquiltersguild.com/>

Pacific Piecemakers Quilt Guild (Gualala)

<http://www.pacificpiecemakers.org/>

Pajaro Valley Quilt Association (Aptos)

pvqa.org

Peninsula Quilters Guild (Redwood City)

<http://www.peninsulaquilters.org/new/home.php>

Petaluma Quilt Guild

<http://www.petalumaquiltguild.org/>

Piecemakers Quilt Guild of So. Alameda Co.

(Fremont)

<http://www.piecemakersguild.org/>

San Francisco Quilters Guild

<http://www.sfquiltersguild.org/>

Santa Clara Valley Quilt Association

(Campbell)

<http://www.scvqa.org/>

Sonoma Quilters United in Loose Threads

<http://sonomaquilt.webs.com/>

Vallejo Piecemakers (Vallejo)

vallejiopiecemakers.org