



President's Message

So how are you coming along with your New Year's resolutions?

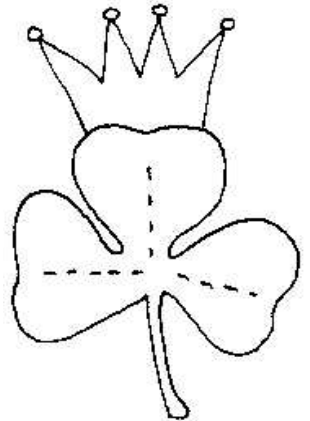
You might recall I wrote about my resolutions in the January issue of *Stitch'n Times*:

1. to be ever thankful that you have put your trust in me to be president for another year;
2. to keep a positive and loving attitude in what may be challenging times ahead; and
3. to tackle my stash so that I can find my cutting board.

Fortunately, #1 is a resolution that is easy to follow ... I am so very grateful for the Santa Rosa Quilt Guild, the precious friendships I've made, and the great work we do together in the community.

This year in particular, holding onto #2 is another matter. Keeping a positive outlook during these strange days in American life challenges the very best in us to focus on what really matters ... to love and support each other no matter what is thrown at us.

But, I am pleased to let you know that since making resolution #3, I have found my cutting board. Not only that, but I found two other cutting boards I've not seen in months. All the shoe boxes stuffed with fabric are gone (the shoe boxes, not the fabric). I am now so organized that I have reduced the chaos on my cutting table to just one major project (plus a Sew-A-Row) and I'm hoping to get my primary UFO off of my design wall within a month or so ... ahh ... ever the optimist. I'm not counting all the cat hair and litter everywhere ... I have no control over that!



While considering the love and support we share for each other (re: resolution #2), there is an issue that needs to be addressed with openness and honesty. We all dedicate an incredible amount of time and talent to make SRQG the amazing organization that it is. Without the additional dedication of members who volunteer to organize all the various committees and serve on the board, SRQG would not exist. On several occasions, either directly or through the "grapevine," I have heard complaints that "it's always the same people on the board."

Well, you're right. "It's always the same people on the board" because these are the folks who are willing to step up and take responsibility. And yes, it is a big responsibility, but in all honesty, for most positions, any one person's duties take very little time out of a monthly schedule.

If there are policies you would like to see changed, or procedures that you feel need to be altered, you are more than welcome to step up and join us. You can't expect changes to be made unless you are willing to affect those changes. We will soon be looking for candidates for the 2018 board and committees (I know it's just March, but it really isn't that far away). Many board members will be "terming out" this year, which presents a great opportunity for every member of the guild to consider if serving SRQG in a greater capacity is worthy of their consideration.

If you're interested in becoming a board or committee member, please contact Parliamentarian Dianne Cheli, President Jim Jensen, or any member of the board. We will more than welcome your vital participation in helping keep SRQG the vital and spirited group that it is.

Jim Jensen

2017 Programs

ROBIN KINGSLEY
March 16 & 17, 2017

March 16 Program

“Embroidery Changes Through the Decades”

Robin Kingsley from Bird Brain Designs in Kelseyville will talk about how she got started doing embroidery in the early 1960s. From there she will share how embroidery has changed throughout the decades and what relaxation stitching can bring to you! In addition, you will have the opportunity to realize how you can incorporate embroidery into your quilts to embellish, finish seams, add character to make them even more special!

March 17 Workshop

“Embroidery Loves Patchwork”

Participants will embroider the center of a Tiny Treasure Tote with additional decorative embroidery on the Patchwork Tote. You will learn embroidery techniques that will add texture and interest to your quilt. Each participant will be asked to purchase the tote kit which includes all supplies for completing the embroidery except for a pair of scissors and a thimble. Kit fee is \$14.00. This 9" x 7" tote can be



completed by the end of the workshop!



Sign up at the next guild meeting! Workshop fee: \$40. Remember to include your payment when registering to guarantee your spot!



Janice Rodgers

DIANE STEELE
April 20 & 21, 2017

April 20 Program

“Group Quilts”

From Diane's blog:

“I'm a passionate quilter born and raised in Northern California. I'm active in 2 quilt guilds, the president of one! I've worked in a quilt shop, collect antique quilts, lecture and teach quilting and am a member of the Calendar Girls, a block exchanging and very fun group! I'm inspired by my fellow quilters, quilt shows and quilting magazines so I always have several quilt projects going at a time. Yes, I'm a Rabid Quilter!”



April 21 Workshop

“Woven Silhouettes”

“It isn't often I finish something. I START new projects all the time but finish? Quilted, bound and with a label? Oh boy--that doesn't happen often. I blame my penchant for going to quilt shows and subscribing to a myriad of quilting magazines. They inspire me and make me go “SQUIRREL” all the time!



So, I decided I needed to finish these 2 small projects which will be a new class for me to teach. On the left is, “Who's Your Honey” and above is, “I'm Your Kitty.” The title of the class will be “Charming Silhouette” because they use one Charm Pack, less than a yard of border fabric plus a silhouette I provide. These wall-hangings

measure about 35" x 40", a nice size to finish and hang for all to enjoy!”

Other silhouettes are available-- a husky style dog, a bear and two trees (mountain theme), a sun, and Kokopelli.

Sign up at the next guild meeting! Workshop fee: \$40. Remember to include your payment when registering to guarantee your spot!



Janice Rodgers

Cloverdale Citrus Fair

CLOVERDALE CITRUS FAIR 2017

SANTA ROSA QUILT GUILD AWARD WINNERS

Of the 26 quilts entered into the Cloverdale Citrus Fair this year, 23 were by Santa Rosa Quilt Guild members. Many received ribbons. Below is a list of the award winners. Congratulations to all, and thank you for participating.

Toni Andersen	2nd
Carol Behlke	2 - 2nds
Rhonda Denny	2 - 2nd
Herdis Gudmund	1st
Carolle LeMonnier	2nd
Pam McVey	1st
Georgiann Morrissey	2 - 1sts
Jeanne Parent	2 - 3rds
Caroline Pope	3rd
Betty Upchurch	2 - 1sts, 3rd
Jim Jensen	1st, 3rd, Best of Show
Janice Rodgers	2 - 1sts, 2 2nds, Best of Division
Margo Pitter	2nd, Best Use of Color and Design from MQSC
Suzanne Starjash	3 -1sts, Best of Show

SRQG Hand quilting Award awarded to:
Marilyn Michelon

 Pam McVey

Welcome Committee

Welcome Committee Wants You! To volunteer to be a handmaiden.

To show new and prospective members what we do and how we do it.

How to get involved, how we raise money, why we raise money.

How to participate in **Block of the Month**, **Friendship Block**, and **Community Quilts**, how to check out a **Library** book, how to use the guild website **SRQG.org**. What about the **Boutique**, **Quilt-a-thons**, **Fifth Thursday Retreats**, The bus trip to the **Pacific International Quilt Festival** in San Jose, **Founders Day Luncheon**, and the **Holiday luncheon**. **Tri-Guild-Luncheon**, when to bring a dish to share, silent auctions, and entering your quilts in local fairs. **Programs and Workshops**. **Ride Sharing**. Also courtesies, such as, no **fragrances**, **cell phones** off or on vibrate during meetings, keep chit-chat to a minimum especially during the meeting and much more.

Questions comments?

 Rhonda Denny
Jan Westerman
Loni McDonald

A can't-miss event:
Floriani Embroidery Extravaganza



San Jose

The Terrace at Willow Glen

May 11-12, 2017 • 9AM-5PM

Special presentation on May 11th from 5:30-7:30pm

Early Registration in San Jose Ends April 1st!

Sacramento

Sacramento Store

June 23-24, 2017 • 9AM-5PM

Special presentation with a Mystery Guest
on June 23rd from 5:30-7:30pm



Early Registration in Sacramento Ends May 13th!

Register at www.MeissnerSewing.com!

Come see us at the 2017

Quilt, Craft & Sewing Festivals!

Sacramento

March 16-18, 2017

Cal Expo



San Mateo

March 23-25, 2017

San Mateo Co.

Event Center



Santa Rosa

May 18-20, 2017

Sonoma Co. Fairgrounds

Visit our website for details & discounted tickets!



Sacramento

2417 Cormorant Way

(916) 920-2121

Folsom

98 Clarksville Road, Ste. 130

(916) 984-7071

Roseville

9250 Fairway Dr., Ste. 110

(916) 791-2121

Santa Rosa

1250 Mendocino Avenue

(707) 575-5259

Library News

The following is a list of the books that came into our possession since our last newsletter. For images of the covers and more detailed descriptions of the items, just click on LIBRARY on our website www.santarosaquiltguild.org Linda Hooper has written easy-to-understand directions about how to utilize the library site. To locate her instructions, click on the underlined "here" in the second paragraph at the top of the library page. Let me know if you would like guidance with the site and we'll sit down at the Library's laptop computer after a meeting. *A hint: if you are looking for an author, remember to type in the last name first, and if you are searching for a book title, type in the first "important" word leaving the a, an, and the's 'til the end.*

THE NEW ADVENTURES OF SUE AND BILLY by Reiko Kato – Our thanks to Jackie Pitts for suggesting this absolutely charming book for our library.

QUILTING IS MY THERAPY – BEHIND THE STITCHES WITH ANGELA WALTERS – learn how to choose free-motion motifs for specific quilts and spaces.

Be sure to let me know if you find an item that our library needs!

Have you pawed through the ever-growing box of rulers, templates, and stencils that have been donated to our library for members to check out? Many thanks to Carole Behlke for organizing these for us (see the list of items on our blog!).

And don't forget that we have magazine subscriptions to:

FONS AND PORTER'S LOVE OF QUILTING, MACHINE QUILTING UNLIMITED, AMERICAN QUILTER, QUILTMAKER, MODERN QUILTS UNLIMITED, QUILTING ARTS MAGAZINE, and MODERNE (from Quiltmania).

Plus many past issues of:

QUILT LIFE (Alex Anderson and Ricky Tims - Discontinued with the October 2014 issue), MINIATURE QUILTS, Japanese magazines, QUILTMANIA (European), AND QUILTERS NEWSLETTER (all of the issues since the very beginning until October 2016 when, sadly, they quit publishing).

Wearing your nametag is a huge help to everyone. This is an excellent way for us to get to know each other.

Library News continued

March 2017

UFO Challenge

The UFOs are coming!

Yes, on March 2nd, our next guild meeting, the UFOs will be coming to our meeting. Those UnFinished Objects that have been lurking in the back recesses of your closet, tucked under the stash of batiks, pushed into drawers, and packed into boxes are just waiting to be brought into the open, shown and a promise made to complete them, finally, by the September 7th meeting.

Yes, bring your unbound, unsandwiched, understitched, and take the opportunity to have some structure and support to finish those UFOs.

Fine print - show your project, tell us what you plan to complete by September, and turn in \$5 for each project. When the September 7th meeting rolls around, if you have finished it, you received a fat quarter, chocolate, and your \$5. If the \$5 or the chocolate isn't enough to motivate you and you'd like a monthly reminder email, we will happily provide that support as well.

See you at the March meeting, and if you have projects you'd like to have in the UFO challenge, but can't be there in March, please email me.

Happy quilting,
Ellindale Wells



Library News continued →

Check out as many of our more than 3,274 books, DVDs, and CDs, plus magazines, as you wish ~ just remember to return them to the very next meeting, pretty please, as there are so many members in the guild who also wish to use the items.

Our library needs many, many volunteers. You do not need to formally sign-up to help – we'll take whatever time you can spare before or after any meeting. If you do not like the job you are given, don't be shy – let us know what you would rather do. I can never thank everyone enough for their assistance and support with making our library the best in the entire world!



Sharon
'The Librarian'
Fry

www.srqg.org

Boutique and Raffle

Thank yous are in order: First thank you for all the well wishes while I had no voice for about two weeks. Luckily I was not very sick, so was able to keep up with my quilting and finished a queen size Irish Chain quilt for my sister I had put off for several months. She was delighted that I finally got it quilted for her.

Second: Thank you to Mary Wood for taking over, setting up and running the Boutique and Raffle. She said they had really good participation for the raffle thanks to Chris Nolen, "our Boutique slave". He always does a great job selling raffle tickets. Thank you Chris--you were missed at the last meeting and sales were not nearly as good.

Third: Thank you to Cyndi Cunningham and Susan Peretti-Keith for doing a great job making up the raffle prizes. They say they have a good time working together to make them. Of course it always makes the job easier when they have good donations to select from. Also, if you have small baskets you would like to donate they sometimes like to use them to fill with fabric and other items.


Last and most important: Thank you to everyone who participates, by bringing in donations, and by buying raffle tickets and boutique items. The money brought in goes into the general fund and helps tremendously in paying the rent on the use of our the Scottish Rite Center.

If there is anything you would like to see in the boutique, feel free to come by and talk to me. Items to sell and ideas are always welcome.

Thank you for your support and encouragement.

 Betty Upchurch

Sunshine



Knowing that someone cares can really make a person's day brighter. Please contact me by phone or email if you know someone who could use a card from the SRQG.

Happy Sewing,
Jan Westerman
(Ms. Sunshine)

Community Quilts

On Thursday March 30, we will hold a Retreat from 9:00 to 3:00 at the Luther Burbank Art and Garden Center, 2050 Yulupa Ave, Santa Rosa. This will be a relaxed day of sewing and visiting with your friends from the Guild. Plan to join us for any part of the day that fits your schedule. We have all stages of quilts to work on for Community Quilts, or you may bring your own personal project. You can bring your sewing machine, along with a cushion for your chair and walking foot or free motion foot. If you like to do hand work, bring your favorite scissors and thimble. Bring your lunch, and we look forward to seeing you on Thursday March 30th.

Thank you to all who so generously participate in making this a successful project. We continue to make such beautiful quilts to share with the community.



Pam Beebe, Laura Barrett,
Nancy Stedman & Janet Tonkin

COMMUNITY QUILT SIZES

If you are making donation quilts on your own, these are the approximate sizes most needed.

32" x 40" Baby Quilts	For Sutter & Memorial NICUs, Public Health nursing, & teen moms. We provide kits for making the tops, or you may use your own fabrics.
40" x 60"	For Valley of the Moon and other Organizations serving children in need. Please use bright colors for young children or fabrics that will appeal to teenagers.
50" x 65"	For 18 year olds aging out of the Foster Care system and for women residing at the YWCA Safe House.
40" x 60"	Lap quilts for adults. Given to Secret Santa, women being served by Verity, seniors in local convalescent hospitals, & others.
Doll Quilts	For little girls & boys. We collect them throughout the year and donate during the holidays.

**Change of
Information?
Don't forget to notify
the Membership Crew**

Friendship Blocks

Get ready for the Friendship Quilt Parade! You are invited to share your Friendship Quilt and be an inspiration to our members on March 2nd during the business meeting. If you are fortunate to have a Friendship Quilt please share it with the guild. Contact Janice Juul for more information.

These Friendship Blocks are now open:

- *Community Quilt Block* for Pam Bebee is due no later than March 2nd
- *Swedish Tomte* for Janice Juul (Kits available.)
- *Christmas Jars* for Janet Tonkin
- *Halloween House Block* for Judy Kubilus

Find photos and instructions for these blocks on the Friendship page on www.srqq.org.

Contact Janice Juul with any questions.



Janice Juul

Tracey Brookshier Workshop

Hello Santa Rosa Quilt Guild! Your Programs and Workshops Chair, Janice Rodgers and committee have provided us with another wonderful teacher and workshop. Tracey's pattern and teaching abilities have put forth a rare occurrence in that this is one of the very few times that all of the blocks were constructed during the workshop. The pattern for Sankaku, Japanese for triangle, is quick, gorgeous, and easy if one pays attention. This is one time when the love I have for the piece is unwavering.

The workshop opened with announcements regarding kitchen and restroom facilities, silencing one's camera phone, when there would be a break for a 30 minute lunch, and soliciting helpers to clean up after the class. Then Tracey took over with her announcements and expectations. The woman did not sit down (except to eat) the entire day. She made the rounds many times giving us the personal attention, praises, tips, and suggestions required to help us flourish. Half-square triangles are wonderful things. You get two from each square causing productivity to double. With a quarter-inch seam and a fancy ruler that is practically magic, a **Block Loc**®, the half-square triangles are precision pieces making for a squared quilt. Once one decides if the dark side of the triangle is up or down the drama appears and it is lovely.

Metha made a playful ocean with wind surfers showing sails in bright colors. Lolli worked with fabulous

Tracey Brookshier continued →

Sew A Row

Sharon Oman and I have been so impressed with the participation of our guild for the Sew a Row projects. The diversity of styles and ideas are truly inspirational. Currently we have 20 Sew a Rows in the process of round two. Round two timeframe is February 4th-April 7th so there is still plenty of time to complete your row. In a couple of instances we actually have participants working on round three. Way to go!

The most exciting news about the Sew a Rows is that Linda Hooper has undertaken a new project that involves creating a new section of our web page just for Sew a Rows. If you want to track the progress of each project, get ideas, or see what is up for adoption, just check it out on the web. Linda will let us know when that is up and available, but I am told that it is coming very soon! Thank you Linda Hooper for your ideas and dedication to making our website so useful and current. Your dedication makes us a better guild.



Toni Anderson & Sharon Oman

Tracey Brookshier continued

chickens (in this, the Chinese year of the Rooster). Elaine had a beautiful floral centerpiece in sages and reds on cream. Loni, my tablemate, chose spirals that are reminiscent of fossils in purples, a creamy golden, and a whisper of black. We had four or five Diana's in the workshop, each bringing her own individual creativity. This is one of the things I love best about workshops; even though we all used the same pattern, the quilts are all so different, making each unique.

I would like to go on and on but I'm not going to give away the store. If you want to learn from topnotch teachers, make amazing quilts, and hang out with wonderful people, sign up for a workshop.

Workshops are held at the Luther Burbank Art and Garden Center at 2050 Yulupa Ave. in Santa Rosa. They begin promptly at 9 am and end at 3:30 pm, leaving a half hour for cleanup. Workshops are intended to be self-supporting, meaning the \$40.00 dollar cost times 20 people pays for teachers. For those of you that don't know, \$40.00 dollars for a six and a half hour workshop featuring premier teachers is a steal of a deal. To take the same caliber of workshop from a fabric store could cost two to three times as much. To have access to these phenomenal classes, one must be an SRQG member. To be a member a mere 35 bones for one year's dues is incredible. Personally, I think it is the best money I've ever spent...

Yours,

Rhonda Denny


Technique Sharing Workshops

VICKI DAVID - "PERFECT BINDINGS"

March 2, 2017

Many of us have admired Vicki's beautiful quilts and have wondered how she gets her bindings and corners so perfect.

Well, here is your chance to find out. Vicki will show us how to get accurate measurements for the sides of the quilt and make those mitered corners show quality.

 Jan Nilsen



JIM JENSEN - "FOOT PEDAL PAD"

April 20, 2017

Many of us have tried everything to keep that pesky foot pedal from taking off or getting caught under the table. Come and join us as Jim shows us how he solved the problem with a foot pedal pad that is easy to make and might just help you, too. No more wandering foot pedals!

 Jan Nilsen



Wine Country Quilts Entries Needed!

Fellow Quilters,
We NEED YOUR QUILTS for the 2017
Wine Country Quilt Show!

Please submit your quilts so we can have a fabulous experience for the attendees! Deadline for quilt entries is April 8th. Entries can be made on-line or forms printed from the MQSC.org website under the Quilt Show tab.

I will attend the March 2nd and April 6th meeting to answer questions and take pictures of your entries as needed.

Trina Jahnsen
Quilt Show Entry
tjrriver@yahoo.com




HAPPY ST. PATRICK'S DAY


March 2017

2017 Executive Board & Committees

2017 ELECTED BOARD

President
Vice President
Treasurer
Secretary
Program Chair
Program Chair Elect
Parliamentarian
Members-at-Large

Jim Jensen
Linda Hooper
Phyllis Galloway
Carol Behlke
Janice Rodgers
Rhonda Denny
Dianne Cheli
Sharon Fry
Joy McGoran
Pam McVey
Jan Andrews

Historian *
Hospitality *

Library *
Membership *
Newsletter Editor & Circulation *
Newsletter Proofreading
Nominating
Opportunity Quilt Ticket Sales *
Sew-A-Row *
Sunshine *
TSW (Tech. Sharing) *
UFO Challenge
Videographer *
Website *
Welcoming Committee
Past President

Sharon Fry
Carolle LeMonnier, Judy Lindberg
Georgiann Morrissey
Sharon Fry
Jan Andrews, Sue Gragg
Jan Andrews
Diana Roberts
Dianne Cheli
Pam McVey
Toni Anderson
Jan Westerman
Jan Nilsen
Ellindale Wells
Linda Hooper
Linda Hooper
Rhonda Denny
Vicki David

2017 COMMITTEES

Block of the Month *
Boutique *
Bus Trip
Challenge Quilt
Community Quilts *
Email Coordinator *
Fair Liaison
Finance
Friendship Blocks *

Cathy Conover
Betty Upchurch
Wendy Mouille
Carole Behlke
Pam Beebe and Laura Barrett
Sharon Fry
Pam McVey
Phyllis Galloway
Janice Juul

* Standing Committee

Remember!

- NAME TAG • SHOW AND TELL • COFFEE MUG •
- LIBRARY BOOKS • LUNCH • NO PETS • NO FRAGRANCES •
- REUSABLE PLATE & FORK • CELL PHONE ON SILENT •

SRQG 2017 Calendar

MARCH

- 2 Business Meeting**
UFO Challenge begins
TSW: Vicki David - "Perfect Bindings"
- 16 Program Meeting**
Robin Kingsley ~ "Embroidery Changes Through the Decades"
Moonlight Quilters Opportunity Quilt
- 17 Workshop**
Robin Kingsley ~ "Embroidery Loves Patchwork"
Luther Burbank Art & Garden Center
9:00 a.m. to 3:30 p.m.
8:30 a.m. for set-up
- 23 Board Meeting**
- 30 FIFTH THURSDAY RETREAT!**
Luther Burbank Art & Garden Center
Sewing begins at 9:00 - 3:00
Bring your own project or work on a community project! **All are welcome!**

APRIL

- 6 Business Meeting**
Meg Easter-Dawson ~ Valley of the Moon Q
Quilt Parade
OPPORTUNITY QUILT RAFFLE!!
Sew-A-Row: Row 2 due
- 20 Program Meeting**
Diane Steele ~ "Group Quilts"
TSW: Jim Jensen ~ "Foot Pedal Pad"
- 21 Workshop**
Diane Steele ~ "Woven Silhouettes"
Luther Burbank Art & Garden Center
9:00 a.m. to 3:30 p.m.
8:30 a.m. for set-up
- 28 Board Meeting**

Santa Rosa Quilt Guild Affiliates

BAY QUILTS

Sally Davey
5327 Jacuzzi St. #3-C ☞ Richmond, CA 94804
(510) 558-0218
<http://bay-quilts.shoplightspeed.com/>
daveysally49@gmail.com
Monday - Friday 10:00 - 6:00
Saturday - Sunday 12:00 - 5:00

BIRD BRAIN DESIGNS

Robin Kingsley
3925 Main St. ☞ Kelseyville, CA 95451
279-8787
info@birdbraindesigns.com
www.birdbraindesigns.com
Hours:
Mon.-Sat. 9:00 - 4:30

BOLT FABRIC AND HOME

Kate Barrett
219 N. Cloverdale Blvd. ☞ Cloverdale
894-2658
Tues. - Sat. 10:00 - 6:00
<http://www.boltcloverdale.com/>
info@boltcloverdale.com
10% discount for SRQG members

BROADWAY QUILTS

Gery Rosemurgy, Owner
20525 Broadway ☞ Sonoma, CA 95476
707-938-7312
www.broadwayquilts.com
Mon-Sat 9:30-5:30, 11-3 Sunday

THE LONGARM LADY

AT QUILTY PLEASURES STUDIO

Custom Machine Quilting by Gari Jones
112 Schoolhouse Lane ☞ Geyserville, CA 95441
217-0087
thelongarmlady.com
thelongarmlady@gmail.com
Hours by Appointment

MARIAN'S MAGIC NEEDLE QUILTING

Custom Machine Quilting
Marian Drain
1140 Sanford Ranch Rd. ☞ Ukiah, CA 95482
472-0195
Hours by Appointment
<http://cuddletimequilts.wordpress.com/>
cuddletimequilts@me.com

MEISSNER SEWING & VACUUM CENTER

James Meissner
Authorized Baby Lock, Brother, Bernina,
Janome and Gammill Dealer
1250 Mendocino Ave. ☞ Santa Rosa, CA 95401
707-575-5259
<http://www.meissnersewing.com/>
Mon - Sat: 10:00 to 6:00

QUILTED ANGEL

Barbara Meikle
200 G Street ☞ Petaluma, CA
707-763-0945
Mon - Fri 10:00 - 4:00
Saturday 10:00 - 5:30
Sunday 11:00 - 4:00
<http://quiltedangel.com/>

QUILTED VINE

Machine Quilting
Lynda McLean
2080 Mt. Olive Way ☞ Santa Rosa, CA
707-528-4256
Hours by Appointment
quiltedvine@sbcglobal.net

SANTA ROSA QUILT GUILD



CONTACT INFORMATION

PRESIDENT

Jim Jensen

president@santarosaquiltguild.org

VICE PRESIDENT

Linda Hooper

NEWSLETTER EDITOR

Jan Andrews

editor@santarosaquiltguild.org

MEMBERSHIP

Jan Andrews and Sue Gragg

membership@santarosaquiltguild.org

PROGRAMS

Janice Rodgers

programs@santarosaquiltguild.org

MEETINGS AND MEMBERSHIP

The Santa Rosa Quilt Guild meets the first and third Thursdays of each month (in December only one meeting is held on the first Thursday) at 10:00 a.m. at the Scottish Rite / Masonic Lodge in Santa Rosa, 600 Acacia Lane, between Mission Boulevard and Middle Rincon Road on Highway 12 east of Santa Rosa.

Membership dues are \$35 per year. The calendar year is January to December; new member's dues are prorated. Regular meetings, special programs, use of the extensive library and special discounts from some affiliates are benefits of membership. For More information or to send a check for dues email:

Meeting Etiquette

- ◆ Please avoid chit-chat while someone is speaking to the group.
- ◆ Please peruse the Silent Auction & Boutique before and after the meeting--not during the meeting.
- ◆ Please, do not browse the speaker's table during the meeting.
- ◆ Please set your cell phone to silent mode or turn it off.
- ◆ At Speaker Meetings, please move to the center of the rows and eliminate empty seats, so late-comers will be able to find a seat and not disturb the group.

Thank You Sew Much!

