



President's Message

A year ago life was filled with the promises and pleasures of living in our beloved Sonoma County. After celebrating our 2017 Founders' Day, little could we realize that our lives would be forever changed before our next meeting.

In the August issue of "Stitch'n Times," I wrote:

"The creation of a quilted piece commemorating the devastation that hit our community ten months ago might evoke a wide variety of emotions: sadness, anger, anxiety, or remorse. But such an expression might also bring a sense of healing, resolution, and hope for a bright future. For most of us, life has returned to "normal" (whatever that is) but now with a constant, profound awareness that everything "normal" can change in an instant.

"How have things been for our Cinder Sisters?"

The following is a continuation of the interviews I conducted with some of our friends ...

What part of the past 10 months do they find the most frustrating? Do they see a resolution in the near future?

"It took a month and a half to get high-speed hook-ups at our rental. Dealing with insurance and trying to learn what we can legitimately ask for continues to be ongoing."

"The most frustrating part has been, continues to be, dealing with insurance. Life will not be settled until all of that is settled."

"The last three months have definitely been the worst for us. Our new home is crawling toward the finish line, and we are very frustrated at the endless delays we have encountered at the hands of our builder."

"Our life is settling down, the insurance claim is almost done so we will be able to start house hunting soon. The waiting has been the most frustrating. It seems that everything depends on something else happening first."

"It was frustrating trying to find a home. We did it and are very happy. Oakmont people are very friendly and I certainly have a lot of quilting friends here."

"We have been very fortunate to get through the relocation process smoothly. The first few months were rough - - while the insurance company was requiring inventory of all possessions lost. But we got past that eventually."

"It's the waiting that is the most frustrating. Waiting to hear from the insurance company, the architects, the builders, the city of Santa Rosa, the county, the Federal government, etc. These are lives we are talking about and all of us would just like to move forward but it takes so darn long, we feel like we are waiting our lives away."

How has being a member of SRQG helped them?

"It helped to volunteer at Beth's Quilt Club in Roseland once a week and to help the students with their projects. I feel like I have made additional friends at the guild and have more people stop and check in with me. Several of them have brought me sewing notions to get me started again. In addition, I received a beautiful bed quilt which I will always cherish. The generosity of others can be overwhelming at times but always appreciated."

"I cannot thank the guild enough for the comfort it has provided me. I have been quilting for years and am

President's Message continued

a charter member of Diablo Valley Quilt Guild. Attending the guild meetings has really helped to give me something to look forward to. The fact the guild embraced me, gave me a quilt and then the fabric donations that I had access to has been really incredible. I've taken a couple workshops and now my niece has joined the guild too."

"Just how it always does, with tons of emotional support, love, and fabric."

"I love going to meetings and listening to the speakers. It makes me feel more positive and want to move on."

"Being a member of a large family like SRQG was incredibly important for my recovery process. I know that I would never have felt so supported without the constant updates and email communication that flowed to the members every day. I knew for sure that life would return to normal with the love of this incredible group of friends and family."

"Just knowing that we have that support is an amazing feeling. I've never experienced anything like it."

"I think that the Guild was the biggest help to me. The love, warmth and caring from our members was healing, especially immediately following the fire. That first sew day just for us. Someone came up to me with a little bear, one just like one I lost, which was so loving. All of the fabric and tools from across the country and beyond was amazing. The quilts that I received from our members and from other places are really heartwarming. I am usually one who gives and donates and to suddenly be the recipient of such generosity was humbling. A special thank you to all of you who stored, sorted and bundled the fabrics. What an awesome job you all did. The way the Guild distributed everything was beautifully organized and executed. Thank you, again."

Are they able to get back to quilting, and if so, what are they working on now?

"Yes, but slowly. I have completed one art quilt and am working on the fire challenge quilt."

"I am English Paper Piecing a new Halloween quilt to replace the 'La Passacaglia' which was 2/3 completed, and I've completed several 'I Spy' baby quilts to replace finished quilts and tops that were destroyed in the fire."

"No I haven't been quilting; hopefully I'll get there soon."

"I just did a count and I am working on my 13th quilt since the fires. I am quilting with an urgency that I did not have before the fires. I know it is big therapy

President's Message continued →

President's Message continued

for me. I am so grateful to have an interest like quilting that gives me and others so much joy. The quilt I made for my new home just after the fires is the most favorite quilt I have ever made."

"My friend and I were working on a quilt together. The background burned in the fire, but the applique magnolia blossoms were at her house. We are putting it back together now. We thought of names for it like "Phoenix, Rising from the Ashes," but settled on "Tickled Pink." We are quilting it now."

"Honestly, at first I was intimidated. I've only been quilting a few years and I was finally hitting my stride last fall. After buying a few new things (sewing machine, furniture, supplies), I couldn't even go into my space. It's not the safe space I once created for myself that gave me peace and serenity. Then in April I took a class at Village Sewing, hoping that would jumpstart me, and it did help. But I just finished my first project (a quilt top) and it's ready to quilt. Now I am excited to sew again."

How does being a quilter help the healing?

"It helps to have a creative outlet."

"I made a small fish wall hanging gave it to a friend last year. This year I received a gift box with a note that said this belongs to the artist who created it, truly a beautiful gesture. It's now in our new bathroom."

"Something to focus on to get my mind off fire "stuff"."

"Quilting and sewing are my therapy."

What's next?

"Having all this in the past for everyone."

"My new house and getting to design my new sewing room. I spend every evening on Pinterest looking for ideas."

"Seeing Sonoma recover!"

"Hopefully building our new forever home ... assuming we can afford it. We're still waiting to find out how much a home, landscaping, etc., will cost. We can't really move on from this space of complete limbo until we do. And we wait another day ... "

And now a year later, our life is once again filled with the promises and pleasures of living in our beloved Sonoma County.

On a personal note, my thanks to all of the members of the Santa Rosa Quilt Guild for bestowing upon me the 2018 Merit Award. I feel very grateful and honored.

Jim Jensen

www.srqq.org


Programs and Workshops



Hello Santa Rosa Quilt Guild! We are fast approaching the last workshop of the year, Sue Nickels from Ann Arbor, Michigan, on Thursday, October 18, 2018. Her Program, 'Made by Machine' is on the history of the sewing machine and it's impacts on the home sewer and quilter. This Program will be held at the Scottish Rite Center on the corner of Acacia Lane and Highway 12. Meetings begin at 10:00am. Immediately after welcoming guests and new members, Sue will take the dais. Meetings usually last about two hours, finishing after Show-and-Tell. There is an after-meeting lunch - meant to augment the sandwich one brings with them – that commonly includes salads and sweet yum-yums. Parking is limited so carpool or arrive early.

Sue is highly sought and quite popular. You don't want to miss a minute of her lecture. Then, stay for the after meeting camaraderie and enjoy a world-class library, silent auctions and raffles, and the many committees such as Friendship Block and Community Quilts.

Sue's Workshop, 'Ashley's Flower Basket, Raw Edge Appliqué,' explores a different application of fusible web to keep the appliqué soft and stable for machine sewing. The workshop will be held at The Luther Burbank Art and Garden Center located at 2050 Yulupa Ave., and begins at 9:00am. Early arrival for set-up is required so we can begin on time. There is a 30-minute lunch break. It's best to bring a sack lunch. There are eateries nearby but 30 minutes passes quickly. Workshops run until 3:30 pm at which time there is a 30-minute clean-up. We lock the doors at 4:00 pm. There is a \$40.00 fee for workshops. Make checks payable to SRQG or see me for a cash receipt. In addition, there is an \$8.00 pattern fee paid to the teacher. For more information, check out www.SRQG.org. Click the 'Programs and Workshops' tab and scroll to the bottom of the page to find information on Sue or go directly to her website at www.sue-nickels.com.



The last Program of the year is on Thursday, November 15, 2018. and features Ellindale, Lyra, and SuLin of the Pointless Sisters Art Group presenting a PowerPoint presentation on PS Challenges. Held at the Scottish Rite Center on the corner of Highway 12 and Acacia Lane.



Rhonda Denny

Workshops for 2019

Programs and Workshops 2019 will offer a variety of ideas and techniques for everyone from the novice to the experienced! Workshop registration will be opened 4 months before each session. To confirm your spot in a workshop payment must be included at the time of sign-up. Cost of each workshop is \$40 with checks made payable to SRQG. Information regarding each workshop and the supply list will be posted on the website. Contact Janice Rodgers for future information.

Proposed Workshop Schedule for 2019

January 18	Inger Blood	Ruler Quilting	LBAGC*
February 22	Katie Fowler	Fearless Quilting, Paint, Layer, Stitch	VSC*
March 22	Dora Cary	Make It Modern	VSC*
April 19	Petra Keller	Applique	VSC*
May 17	Colleen Pelfrey	Taking the Dye Out	VSC*
June 21	Jane Tenorio Coscarelli	TBD	VSC*
July	NO WORKSHOP	There will be a free sewing day!	SRB*
August 16	Jane Haworth	Love of Pets Fabric Collage	VSC*
September	Free Workshop	More information to follow soon!	SRB*
October 18	Sandra Mollon	TBD	VSC*
November 22	NO WORKSHOP	There will be a free sewing day!	

*LBAGC Luther Burbank Art and Garden Center, 2050 Yulupa Ave, Santa Rosa

*VSC Village Sewing Center, 506 Lewis, Santa Rosa

*SRB Scottish Rite Building, 600 Acacia Lane, Santa Rosa

Programs and Workshops

January 17 & 18, 2019

Inger Blood

Program: "Progression of Free-Motion Quilting"

Workshop: "Ruler Quilting"

Inger started at an early age, helping her mother support the family by sewing doll clothes for a nearby toy factory. From an early age, Inger demonstrated a creative flair and an excellent aptitude for art. Inger's mother Mary was skilled in the "old world" thread arts of knitting and embroidery. Inger went on at an early age to self-teach herself tatting, and crocheting, after mastering knitting and embroidery.



Inger was a member of the American Embroidery Guild of San Francisco in the 1980s.

In her spare time, Inger continued to branch out and learn different fiber art/mixed media forms, adding spinning and dying yarns, silk dying and glass bead work. In the first ten years after moving to El Dorado County, Inger completed numerous embroidery and home spun knitted projects which she successfully competed and won critical acclaim.



In 1997 Inger narrowed her creative focus and immersed herself primarily in patchwork and quilting. Inger managed to create and produce many beautiful and award winning quilts.

Having nearly shunned most other fiber art forms, Inger is singularly passionate about quilting. Inger continues to produce original quilt art pieces which have been Juried in, won, and displayed at Regional and National quilt shows.

Program:

This is a Trunk Show with over 40 quilts and garments demonstrating Inger's progression from beginner to expert. The show will include quilts and gar-

Programs and Workshops continued

ments that have won awards at PIQF, Road to California, AQS and HMQS shows as well as the California State Fair and the El Dorado County Fair. Inger will show machine work from her early days 50 years ago. Topics of discussion will include the vast improvement of using a well tuned machine with the correct needle, thread, and tension. Additionally, the techniques and advantages of finish blocking will be discussed.

Workshop:

An accomplished quilter, Inger, will teach this class, demonstrating all necessary steps of the process.

-) Hands-on instruction for using rulers.
-) Learn how to lay out a grid to complete your design.
-) A variety of designs will be discussed, including crosshatching and curved crosshatching using straight and circular rulers.
-) All on your domestic sewing machine!


February 21 & 22, 2019

Katie Fowler

Program: "Creative Wonderland: The Importance of the Looking Glass and the Rabbit Hole"

Workshop: "Fearless Creating: Paint, Layer Stitch Playshop"

I am an art quilter. That's a dangerous thing to say in the art world. People often respond, "Oh, my Great Aunt Whozee made quilts." My pieces are not bed coverings. They are personal and meaningful expressions of who I am and my interpretation of the world around me.



I love to bend the rules of traditional quilting and create with courage.

Visit the ART, QUILTS, AND ARTQUILTS page to learn more about mark making on fabric and my work.

I am a professional educator/artist, author, speaker, and certified crea-

Programs and Workshops continued →

Block-of-the-Month

'O' is for Organic is the October Block of the Month. With this block, I see Fun with a capital 'F.' Organic "denotes a relation between elements of something such that they fit together harmoniously as necessary parts of a whole." Spoken perfectly of any block that is sewn, right? But especially for this Organic block, the block is sewn as a 9-patch of 9 different contrasting colors, **the brighter the better**, prints and/or solids, incorporating a splash of Ultra Violet or a shade of purple. It's what you then do with the sewn 9-patch block that makes it 'Organic'.



Go to our website, www.santarosaquiltguild.org/block.php for all the details of this fun block. The block measures 7 1/2" x 7 1/2". Sew one or as many as you like to increase your winning chances.

Congratulations to Pam Brown, Nadine Heppell, and Liz Park for winning the drawing for the August BOM, Apple Core. The participation from members was outstanding which allowed for 3 winners of this block. Thank you!

*Special Note for New Members: Join in the fun of sewing a BOM. A new BOM is introduced at the first meeting of each month. You can increase your chances of winning by sewing several blocks because for every block turned in, you receive a raffle ticket. At the first meeting of the following month, a drawing takes place for one or more Guild members to win the blocks that have been completed that month.

🌸 Cathy Conover & Jeanne Parent

Programs and Workshops continued

tivity coach. I live with my husband in our recently empty nest near the foothills of Colorado. When I'm not being creative, talking about creativity, or writing about creativity, I enjoy cycling, snow skiing, reading, and laughing!

Program:

Participants make small whole cloth paintings, learning to use different materials for making marks on fabric. Color theory and the principles of design will be a big part of this experience, as will my special theory of "embrace the blob". We will discuss creativity theories, blocks and useful techniques to push

Programs and Workshops continued →

Boutique and Raffle

Raffle winners for September were: Blanche Mansoor, Genelle Voorhees, Ann Nolen, Cheryl Dudley, Maryann McGinnis, Eleanor Robinson, Jan Andrews, Becky Stanley, and Heidi Mitarai. For the rest of the year the winners have been: Peggy Moore, Linda Silva, Rebecca Smith, Cecile Clabaugh, Diana Watson, Marilyn Avrit, Esther Alton, Nicki Hinch, Kathy Pike, Janet LeDoux, Lillian Wills, Nancy Stedman, Carol Elliott, Julie Ferguson, Rhonda Denny, Jean Chirhart, Georgiann Morrissey, Elaine Tucker, Joanie Bellinghausen, Sharon Oman, Katie Zils, Joyce Mustin, Mary Ann Hayre, Sue Gragg, Chris Nolen, Liz Rizzie, Joan Moore, Jan Brogen, Anita Patton, Vicki David, Carolle LeMonnier, Jim Jensen, and Anni Donahue.

As you can see there has been a good variety of winners even, with numerous repeats. I probably missed a couple of names. It is wonderful having so many members participate. Thanks to Chris and Ann Nolen for insisting you buy your raffle tickets.

For the year the boutique has brought in \$1749.00 and the raffle \$1761.00, at least that is what I have recorded, but it could be more. A very good year so far, especially since we have not set up at every meeting. We have had wonderful help with making raffle baskets, with a good variety of ideas. Mary Wood has been so faithful in being at the meetings early and setting up the boutique and taking down also when she can. Many others have volunteered and helped also. Too many to list but so appreciated. If you have ideas, suggestions, or would like to be the boutique chairperson please come and talk to me or the next president. We are willing to help and would love to see more new members getting involved and give some of the older members a break, let us sit back and enjoy the meetings. It can be very rewarding and enjoyable too. We can all look forward to another enjoyable and profitable year.

🌸 Betty Upchurch

Programs and Workshops continued

ourselves closer to the creative bliss. I provide all supplies for your use. You just bring a plain shirt and your imagination!



See Katie on Episode #1807 of *The Quilt Show*, with Alex Anderson and Ricky Tims.

🌸 Janice Rodgers

Library News

The following is a list of the books that came into our possession since our last newsletter. For images of the covers and more detailed descriptions of the items, just click on LIBRARY on our website www.santarosaquiltguild.org Linda Hooper has written easy-to-understand directions about how to utilize the library site. To locate her instructions, click on the underlined “here” in the second paragraph at the top of the library page. Let me know if you would like guidance with the site and we’ll sit down at the Library’s laptop computer after a meeting. *A hint: if you are looking for an author, remember to type in the last name first, and if you are searching for a book title, type in the first “important” word leaving the a, an, and the’s ‘til the end.*

Want to know what our Go! Baby Accuquilt cutting system is all about? Type in Go! in the Search box at the top of our website’s Library page and learn not only what it is, what it does, but also find a list of our dies. You can also find all of our Go! “toys” listed at the bottom of the Library’s Home Page on our website. Our thanks to guild member Mary Reder for sharing her Go! Baby cutting machine with us. Also, a thank you to Linda Silva for giving our guild the next-larger size of cutter and many dies that she won in a raffle. Reserve the machines and dies just like a library book. Yes – we give (free) lessons!

Our brand new library items:

SCRAP THERAPY – THE VERSATILE NINE PATCH
by Joan Ford

LAYERS OF LOVE by Kansas Troubles Quilters, Lynne Hagmeier, Designer – a “layered” patchwork technique using “pre-cuts” (Requested by Kathy Hirth)

APPLIQUE WITH ATTITUDE from Piece of Cake by Becky Goldsmith and Linda Jenkins – quick needle-turn technique with perle cotton for bold stitches (a donation)

CUDDLE-UP QUILTS by Deborah Hearn – quilts, aprons, tote bag, pillow, and more (donation)

THE QUILTED CROSS by J. Michelle Watts – pieced, appliqués, foundation pieced (donation)

BABY & KIDS QUILTS – BEST OF FONS & PORTER – a donation from SuLin Mangan

Library News continued

Be sure to let me know if you find an item that our library “needs” (books, DVDs, and Go! Baby dies, magazines).

Have you pawed through the ever-growing box of rulers, templates, and stencils that have been donated to our library for members to check out?

Need a fabric pen to sign a block? Sharon ‘the Librarian’ will loan her personal collection during meetings. Tip: Iron a piece of freezer paper to the back of the area before signing so the fabric stays taut.

And don’t forget that we have magazine subscriptions to:

FONS AND PORTER’S LOVE OF QUILTING, AMERICAN QUILTER, QUILTMAKER, QUILTING ARTS MAGAZINE, and MODERNE (from Quiltmania).


We also have many past issues of:

MACHINE QUILTING UNLIMITED, MODERN QUILTS UNLIMITED, PRIMITIVE QUILTS AND PROJECTS, QUILT LIFE (Alex Anderson and Ricky Tims - Discontinued), MINIATURE QUILTS, Japanese magazines, QUILTMANIA (European), AND QUILTERS NEWSLETTER (all of the issues since the very beginning until October 2016 when, sadly, they quit publishing).

Wearing your nametag is a huge help to everyone. This is an excellent way for us to get to put names and faces together.

Check out as many of our more than 3,441 books, DVDs, and CDs, plus magazines, (and Go! Cutting equipment as you wish) ~ just remember to return them to the very next meeting, pretty please, as there are so many members in the guild who also wish to use the items.

Our library needs many, many volunteers. You do not need to formally sign-up to help – we’ll take whatever time you can spare before or after any meeting. If you do not like the job you are given, don’t be shy – let us know what you would rather do. I can never thank everyone enough for their assistance and support with making our library the best in the entire world!



Sharon
‘The Librarian’
Fry

Library News continued →

Technique Sharing Workshops

We have two more workshops left for the rest of the year so be sure and include them in your schedule. You will likely find some good ideas for your holiday gifts. These workshops take place after lunch on dates listed below. Our members share their skills and insights. We have a very talented group of sewers and quilters...and knitters so be sure to take advantage of them.

October 18, 2018: Tips and Tricks with Guild Members

Do you have a special technique or tip to share with fellow members? This can be the use of a tool, sewing table helpers, how to fix a warped mat, something new, or anything quilt related. Please sign up and share in a round table format with other members. We can all use the wisdom others have gained from their quilting, sewing experience. This workshop will be fun, full of good ideas, and Treats for those participating.



Technique Sharing Workshops continued →

Technique Sharing Workshops continued

November 15, 2018: DIY Heat Sacks with Rhonda Denny

Rhonda discovered the flax seed heat sack 20 or so years ago. She had been making rice sacks but the life span was short, the rice would often burn, and the smell was awful! It was during a weekend stay with friends in snow country that she found this beautiful, silky, softly scented sack on her bed. What a wonderful gift: flax seeds, natural herbs, and flowers in a silky covering. A mere 120 seconds – 2 minutes on high in a microwave - then slip it under the covers for instant relaxation and toasty toes. Or, after a long day at the sewing machine, treat your shoulders and neck with one of these. Come and see how easy they are to make...for yourself or as a gift. Christmas will soon be here.



Rhonda will bring flax seeds and her machine to demonstrate the process. She will also demonstrate envelope-style pillowcases, as well as streamline sewing to make many at the same time.

 Jan Nilsen

Meissner Sewing & Vacuum Centers

Northern California's Largest Sewing, Quilting, and Embroidery Retailer

Free Classes

with new machine purchase

Low Price Guarantee

We will not be undersold!

On-Site Repairs

By certified sewing machine & vacuum technicians

Largest Showroom

of sewing machine furniture on the West Coast!

Meissner Complete Protection Plan

One of the best warranty plans in the industry!



Authorized Dealer




www.MeissnerSewing.com

Sacramento
(916) 920-2121
2417 Cormorant Way

Folsom
(916) 984-7071
Clarksville Rd. Ste. 150

Roseville
(916) 791-2121
9250 Fairway Dr., Ste. 110

Santa Rosa
(707) 575-5259
1250 Mendocino Ave


MEISSNER SAVINGS COUPON

20% OFF

Accessories & Notions*

Valid October 1 - 31, 2018 in store only

*Offers good October 1 - 31, 2018. Discount taken from MSRP. Not valid with any other offers. Selection varies by location. In-stock items only. Some restrictions apply. See store for details. Although we strive for accuracy in all of our publications, we are not responsible for typographical errors, misprints or printing errors.

Friendship Blocks

It has been an honor and joy to chair the Friendship Block committee for the past two years. The best part has been receiving a quilter's request and then watching as the completed blocks arrive at the guild meetings.

Here is a brief recap of our 2018 Friendship Blocks:

Mary Ann Hayre created quite a stir with *Ha(y)re Tale*, aka the *Bunny Block* – complete with hand dyed indigo fabric for the background.

Julie Sahf took us on a trip to Provence, France, with a 2-color challenge. Friends were supplied with *Blue and Yellow* fabric. It was thrilling to see different block patterns come to life.

Debbie Cole asked for Friendship Blocks to repre-

Friendship Blocks continued

sent our "favorite" room with her *Sewing Room* request.

Nicki Hinch teased with a sample of vintage fabric squares in her Friendship Block kit. Nicki's request for a *1930's Scrap Jar Block* reminded everyone of just how lovely those fabrics can be in a quilt.

2018 is ending in a high note with **Toni Anderson's Mad Hatter Tea Party Block**. Toni provided unique black and white fabric for each block's background. Toni intends to show the quilt at next year's Tri-Guild Luncheon in March.

These five Friendship Block requests became five quilters' dreams come true and 100 opportunities for quilters to show their friendship. Take a look at the Friendship Block Archives on SRQG.ORG to see each of these block requests.

Friendship Blocks continued →

 Janice Juul

COULD YOU USE SOME HELP CLEANING YOUR HOME?



Maria Villa who cleans our house,
is in need of more clients

She lost many of her customers after the October fires

She brings her own equipment and supplies
and does an excellent job

Maria works Monday through Saturday starting at 9 am

She speaks Spanish and English



References are

Helen Smith, Guild member, 838-1533

Janet (320-3565) and Julia (921-6237)

Maria's phone number is 332-3660

Awards

Over the past 42 years as our Santa Rosa Quilt Guild membership has grown from the original eleven Founding Members to now approximately 300, we continue to strive to learn the new quilting techniques and styles as they arise, as well as addressing the needs in our community.

At our Founders' Day celebration, the third Thursday of each September, we have the opportunity to recognize members who have gone above and beyond the call of duty. The October fires brought new challenges to all of us. When social media advertised that we could use some help, no one anticipated that over 908 envelopes and packages of fabrics, notions, quilts, and quilt tops would pour into our post office box that soon became a room. It was estimated that over 30 pickup trucks worth of love arrived on our doorstep, and a plan was put into action. Jim Jensen, Linda Hooper, Toni Anderson, Jan Andrews, Vicki David, and Alana Colburn met more times that anyone can remember to sort through and figure out the best uses for the treasures that came our way. Items were organized, and countless bins were filled and schlepped to meetings to share with members in various ways. For going above and beyond the call of duty, our guild thanks these dedicated workers with Merit Awards. Each of these members is offered their choice of having next year's dues paid, an engraved charm, or a certificate to attend a workshop of their choice.

The status of Honorary Life Member (HLM) is given to a member for continued outstanding service to our guild. To qualify, the person must be a member for at least five years, served at least one elected position, and/or an additional board position or a performed as a committee chair. The special recognition is only awarded when there is a qualifier, and not necessarily each year, and one and only one HLM may be given in a year. We were very happy to acknowledge JANICE RODGERS as our 21st HLM on September 20, 2018.

Upon joining our guild Janice immediately jumped in as our Parliamentarian for two years in 2006 and 2007. She has served as Chair of our Technique Sharing Workshops (TSWs) and Co-Chair of a Challenge when she and Diana Roberts inspired (and taught) us to create fish projects. She has stepped up to be our Program Chair-Elect/Program Chair in 2008, 2009, 2010, 2011, 2016, 2017, 2018, and now 2019. She has not only sought out interesting world-class speakers to entertain and instruct our members, but has opened her home to countless people who have praised her hostessing abilities. Her or-

Awards continued

ganizational skills are superb. And her creative methods of advertising future programs have kept us in stitches (pun intended). Janice has been there for us over the many years, and we all appreciate what she brings to make our guild even more special. As a token of our appreciation, Janice will be exempt from paying dues for the rest of her life, and she has received a certificate designed by Linda Hooper.

Janice, always a team player, wrote the following to be shared via email. For the few that do not subscribe to the guild mass emailing list, here is a copy of her very kind thank you note:

I would like to thank those who nominated me for the board's approval and to the membership for bestowing upon me the Honorary Lifetime Membership to the Santa Rosa Quilt Guild. I was totally surprised and honored to receive this award. However, there are many people who are responsible for helping me get to this point and I want to acknowledge many of them. Thank you to Wendy Feist and Mary Wood for helping me these last two years and for being willing to step up and help me again this and next year. Thank you to Betty Upchurch who has helped and guided me since joining the guild, as has Diana Roberts. Thank you to Jan Andrews and Linda Hooper for being so patient as I tried to send in articles for the webpage and the newsletter. You have no idea how many times they had to repeat the instructions so I could get it right. Thank you to Sharon Fry for posting things for me and checking in to make sure I really wanted to send the post as originally sent to her! And there are many others who were there to guide and assist me on this wonderful journey, and I thank you. But most of all, I want to thank the membership for their ongoing support as I received many ideas and suggestions regarding speakers and workshop topics from them, and then their signups to fill the workshops!

My husband knew how much I enjoy the people and the activities of this guild. Arnie also looked forward to guild meeting dates because he would get to go out for breakfast! He often thought we should have weekly meetings. Arnie enjoyed meeting and helping host the various speakers who stayed with us during the past years. Both of us realized that this guild is very unique, special, and the members very supportive of each other.

I look forward to continuing to work and support the Santa Rosa Quilt Guild. Thank you again for the Honorary Life Membership award.

Always,

Janice Rodgers


Congratulations to all of this year's awards recipients! Keep your eyes open and be sure to let next year's Awards Committee know about members who go out of their way to make our Guild even more special.

Sharon Fry, Awards Committee Chair

www.srqg.org

Awards continued →

Sunshine



Knowing that someone cares can really make a person's day brighter. Please contact me by phone or email if you know someone who could use a card from the SRQG.

If you email me requesting that a card be send, and do not hear back from me in a day or two, please re-send your request. I always acknowledge requests for cards.

Happy Sewing,
Jan Westerman
(Ms. Sunshine)

Community Quilts

Quiltathon!!!! Thursday October 4 is the last Quiltathon of the year. Be sure to come and help finish up quilts for Christmas giving. We still need lots of quilts in the 40x60 size range. There will be jobs for sewing machines, hand sewing, cutting, turning and pinning and ironing. The hospitality ladies will be providing ice cream at lunch time. We will start working at 9:00 am, take a break for the meeting at 10:00 am, and continuing to work until about 2:30 pm.

There were 30 completed quilts from the Fifth Thursday at the end of August. Great Work!

We hope to see you there.



Pam Beebe, Laura Barrett,
Nancy Stedman and Janet Tonkin

COMMUNITY QUILT SIZES

If you are making donation quilts on your own, these are the approximate sizes most needed.

32" x 40" Baby Quilts	For Sutter and Memorial NICUs, Public Health nursing, and teen moms. We provide kits for making the tops, or you may use your own fabrics.
40" x 60"	Forxxxxxxxxxxxxxxxx Valley of the Moon and other organizations serving children in need. Please use bright colors for young children or fabrics that will appeal to teenagers.
50" x 65"	For 18 year olds aging out of the Foster Care system, and for women residing at the YWCA Safe House.
40" x 60"	Lap quilts for adults to be handed out by Secret Santa, women being served by Verity, seniors in local convalescent hospitals, and others.
Doll Quilts	For little girls and boys. We collect them throughout the year and donate during the holidays.

Thank you to all who are involved with this important outreach project!

Board Meeting

Thursday, October 25, 2018

10:00 a.m.

Scottish Rite Family Room
All Members Are Welcome

Welcome Committee

Santa Rosa Quilt Guild has a Welcome Committee to greet, seat, and inform members, new members, and guests about guild activities - the who, what, where, why, and how things work and how to volunteer, participate, and chair committees. The Welcome Committee can tell you how to jump in with both feet or simply attend for personal enrichment, as desired. Food is plentiful at guild meetings. We encourage the membership to share a dish on their birth month and then again six months later. We have luncheons twice a year; one for the Founders Day meeting the second meeting in September, and the first December meeting. We also have a once-a-year event, the Tri-Guild Luncheon, every March. This allows Moonlight Quilters of Sonoma County, Petaluma Quilt Guild, and SRQG to gather together. We take turns hosting. This fun lunch has entertainment and lots and lots of raffle baskets. We also support each other's beautiful Opportunity Quilts. It is also free (but one must RSVP immediately because seating is limited.) In March of 2019, SRQG hosts!

Also food related, there are three Quiltathons each year. These are fun and very busy with sewing activities hosted by Community Quilts to complete quilts to give away for those in need. The Hospitality crew treats those who participate to soup in February, pizza in May, and come October, ice cream.

So one can come for the food and do good works or do good works and stay for the food...



Rhonda Denny

2018 Executive Board & Committees

2018 EXECUTIVE BOARD

President
Vice President
Treasurer
Secretary
Program Chair
Program Chair Elect
Parliamentarian
Members-at-Large

Jim Jensen
Linda Hooper
Carole Behlke
Janice Juul
Rhonda Denny
Janice Rodgers
Sharon Fry
Vicki David
Joy McGoran
Pam McVey
Heidi Mitarai
Margo Pitter
Mary Wood

Field Trip
Finance
Friendship Blocks *
Historian *
Hospitality *

Library *
Membership *

Newsletter Editor
Nominating
Opportunity Quilt Ticket Sales *
Sew-A-Row *
Sewing Room Sale
Sunshine *

TSW (Tech. Sharing) *
UFO Challenge
Videographer *
Website *
Welcoming Committee
Past President

Marsha McAlpin
Carole Behlke
Janice Juul
Sharon Fry
Carolle LeMonnier, Judy Lindberg
Georgiann Morrissey
Sharon Fry
Jan Andrews, Sue Gragg and
Vicki David
Jan Andrews
Sharon Fry
Diana Watson
Sharon Oman & Genelle Voorhees
Joy McGoran
Jan Westerman
Jan Nilsen
Ellindale Wells
Linda Hooper
Linda Hooper
Rhonda Denny
Vicki David

* Standing Committee

2018 COMMITTEES

Block of the Month *
Boutique *
Challenge Quilt
Community Quilts *
Crafts Fair
Email Coordinator *
Fair Liaison

Cathy Conover & Jeanne Parent
Betty Upchurch
Elizabeth Marrs
Laura Barrett & Janet Tonkin
Bonnie Butler-Sibbald
Sharon Fry
Pam McVey

Remember!

NAME TAG SHOW AND TELL BEVERAGE CONTAINER
LIBRARY BOOKS LUNCH NO PETS NO FRAGRANCES
REUSABLE PLATE & FORK CELL PHONE ON SILENT

SRQG 2018 Calendar

OCTOBER

- 4** **QUILTATHON!!**
9:00 - 3:00 Scottish Rite Center
Bring your projects for this fun day of quilting and chatting!!! **Ice Cream will be provided,**
- 11** **PIQF Bus Trip**
Contact Marsha McAlpin for more details.
- 18** **Program Meeting**
Sue Nickels: "Made by Machine"
TSW: "Tips and Tricks from Guild Members"
- 19** **Workshop**
Sue Nickels: "Machine Applique"
Luther Burbank Art & Garden Center
9:00 a.m. to 3:30 p.m.
8:30 a.m. for set-up
- 25** **Board Meeting**

NOVEMBER

- 1** **General Meeting**
Voting 2019 Officers
Presentation of 2019 Budget
Craft Fair
Sew-a-Row: Final Row due
- 15** **Program Meeting**
The Pointless Sisters
"Challenges"

22 **No Board Meeting**

DECEMBER

- 6** **Holiday Potluck**
Sew-a-Row Lottery
Vote on Budget
- 11** **Joint Board Meeting**
Luther Burbank Art and Garden Center

Santa Rosa Quilt Guild Affiliates

BAY QUILTS

Sally Davey & Abbey Shane
5327 Jacuzzi St. #3-C ☞ Richmond, CA 94804
(510) 558-0218
<http://bay-quilts.shoplightspeed.com/>
sfbayquilts@gmail.com
daveysally49@gmail.co
Monday - Friday 10:00 - 6:00
Saturday – Sunday 12:00 - 5:00

BOLT FABRIC AND HOME

Kate Barrett
219 N. Cloverdale Blvd. ☞ Cloverdale 95425
894-2658
Tues. - Sat. 10:00 - 6:00
Sunday 11:00 - 4:00
<http://www.boltcloverdale.com/>
info@boltcloverdale.com
10% discount for SRQG members

BROADWAY QUILTS

Gery Rosemurgy, Owner
20525 Broadway ☞ Sonoma, CA 95476
707-938-7312
www.broadwayquilts.com
Mon-Sat 9:30-5:30, 11-3 Sunday

CLOVERDALE QUILTING

Margaret Davids, Owner
111 Lake St. ☞ Cloverdale, CA 95425
415-577-8407
<https://www.cloverdalequilting.com/>
cloverdalequilting@gmail.com
Hours by Appointment

THE LONGARM LADY

AT QUILTY PLEASURES STUDIO

Custom Machine Quilting by Gari Jones
112 Schoolhouse Lane ☞ Geyserville, CA 95441
217-0087
<http://thelongarmlady.com/>
thelongarmlady@gmail.com
Hours by Appointment
10:00 - 4:00 Seven days a week
By appointment

MARIAN'S MAGIC NEEDLE QUILTING

Custom Machine Quilting
Marian Drain
1140 Sanford Ranch Rd. ☞ Ukiah, CA 95482
472-0195
Hours by Appointment
cuddletimequilts@me.com

MEISSNER SEWING & VACUUM CENTER

James Meissner, Owner
P.J. Lytton, Store Manager
Authorized Baby Lock, Brother, Bernina,
Janome and Gammill Dealer
1250 Mendocino Ave. ☞ Santa Rosa, CA 95401
707-575-5259
<http://www.meissnersewing.com/>
Mon - Fri: 10:00 to 6:00
Saturday: 9:00 - 5:00

QUILTED ANGEL

Barbara Meikle
200 G Street ☞ Petaluma, CA 94954
707-763-0945
Seven days a week
11:00 - 4:00
<http://quiltedangel.com/>

QUILTED VINE

Machine Quilting
Lynda McLean
2080 Mt. Olive Way ☞ Santa Rosa, CA
707-528-4256
707-318-1940
Hours by Appointment
quiltedvine@sbcglobal.net

VILLAGE SEWING CENTER

John Furtado
1455 Santa Rosa Ave. Suite B-1
Santa Rosa, CA
707-544-7529
Monday - Friday 10 am to 6 pm
Saturday 10 am to 5 pm
<https://villagesewing.com/>
john@villagesewing.com

SANTA ROSA QUILT GUILD



CONTACT INFORMATION

PRESIDENT

Jim Jensen

president@santarosaquiltguild.org

VICE PRESIDENT

Linda Hooper

NEWSLETTER EDITOR

Jan Andrews

MEMBERSHIP

Jan Andrews, Sue Gragg
and Vicki David

PROGRAMS

Rhonda Denny

MEETINGS AND MEMBERSHIP

The Santa Rosa Quilt Guild meets the first and third Thursdays of each month (in December only one meeting is held on the first Thursday) at 10:00 a.m. at the Scottish Rite / Masonic Lodge in Santa Rosa, 600 Acacia Lane, between Mission Boulevard and Middle Rincon Road on Highway 12 east of Santa Rosa.

Membership dues are \$35 per year. The calendar year is January to December; new member's dues are prorated. Regular meetings, special programs, use of the extensive library and special discounts from some affiliates are benefits of membership.

Meeting Etiquette

- © Please avoid chit-chat while someone is speaking to the group.
- © Please peruse the Silent Auction and Boutique before or after the meeting--not during the meeting.
- © Please, do not browse the speaker's sales table during the meeting.
- © Please set your cell phone to silent mode or turn it off.
- © At Speaker Meetings, please move to the center of the rows and eliminate empty seats so late-comers will be able to find a seat and not disturb the group.

Thank You Sew Much!

