



Stitch'n Times

Santa Rosa Quilt Guild
P.O. Box 9251, Santa Rosa, CA 95405
January 2019 • Vol. 43 • No. 1

President's Message

With 2018 drawing to a close and 2019 about to begin, it's a good time to reflect on the past while looking forward to the future.

We raise our needles in salute to our Past President, Jim Jensen, and his three Executive Boards who ran the Guild so smoothly for the past three years. Thank you, Jim, for your hard work and steady hand.

While we never know what each new year will bring, we have learned that we can weather almost any storm if we hold strong and work as a team. Thanks to each of you who have offered to serve your Guild as a board or committee member. We'll continue to meet our goals and fulfill the mission of our organization so long as talented people step forward to help pull the wagon!

The first time I walked into the Guild in 2011, I was amazed by all the activities, the lively commotion and the fact that everyone shared the same passion for sewing and quilting. It was an incredibly wonderful place with spirit and lots of quilting "know-how." And, there was no more guilt over my "stash"! Everyone had "stash" and were proud they did!

Jim has left mighty big shoes to fill, but as my mother used to tell me, "Rome was not built in a day," so why should I feel like I have to accomplish everything in one day? She taught me to break every large task into baby steps and take each step one at a time in order to succeed. I invite you to take this journey with us and support our executive board and committee members.

Thank you for all your support!

 Genelle Voorhees

PS – Remember to check the SRQG Calendar on the website. You won't want to miss anything!



***Dynamic Duo
for 2019***

Jan Nilsen,
Vice President

Genelle Voorhees,
President

Happy New Year!

This is just a friendly reminder from your Membership Mavens that the deadline for inclusion in the 2019 Membership Roster is January 17, our second meeting of the month.

You can mail your check made payable to SRQG in the amount of \$35.00 to our post office box. The address is: SRQG, P.O. Box 9251, Santa Rosa, CA 95405.

It is also time to verify any changes in your listing, which you can email to Jan Andrews. Membership thanks you for your timely payment.



 Jan Andrews
Vicki David
Sue Gragg

Programs and Workshops

January 16, 17 & 18, 2019

Inger Blood

Program: "Progression of Free-Motion Quilting"

Workshop: "Ruler Quilting"

Inger started at an early age, helping her mother support the family by sewing doll clothes for a nearby toy factory. From an early age, Inger demonstrated a creative flair and an excellent aptitude for art. Inger's mother, Mary was skilled in the "old world" thread arts of knitting and embroidery. Inger went on at an early age to self-teach herself tatting and crocheting, after mastering knitting and embroidery.



Inger was a member of the American Embroidery Guild of San Francisco in the 1980s.

In her spare time, Inger continued to branch out and learn different fiber art/mixed media forms, adding spinning and dyeing yarns, silk dyeing, and glass bead work. In the first ten years after moving to



El Dorado County, Inger completed numerous embroidery and homespun knitted projects which she successfully completed and won critical acclaim.

In 1997 Inger narrowed her creative focus and immersed herself primarily in patchwork and quilting. Inger managed to create and produce many beautiful and award-winning quilts.

Having nearly shunned most other fiber art forms, Inger is singularly passionate about quilting. Inger continues to produce original quilt art pieces which have been juried in, won, and displayed at Regional and National quilt shows.

Program:

This is a Trunk Show with over 40 quilts and garments demonstrating Inger's progression from beginner to expert. The show will include quilts and garments that have won awards at PIQF, Road to California, AQS, and HMQS shows as well as the Cali-

Programs and Workshops continued

ifornia State Fair and the El Dorado County Fair. Inger will show machine work from her early days 50 years ago. Topics of discussion will include the vast improvement of using a well tuned machine with the correct needle, thread, and tension. Additionally, the techniques and advantages of finish blocking will be discussed.

Workshop:

An accomplished quilter, Inger will teach this class, demonstrating all necessary steps of the process.

- Hands-on instruction for using rulers.
- Learn how to lay out a grid to complete your design.
- A variety of designs will be discussed, including crosshatching and curved crosshatching using straight and circular rulers.
- All on your domestic sewing machine!

The January 16 class will be held in Sebastopol.

The January 18 class will be held at the Luther Burbank Art and Garden Center, 2050 Yulupa Ave., SR


February 21 & 22, 2019

Katie Fowler

Program: "Creative Wonderland: The Importance of the Looking Glass and the Rabbit Hole"

Workshop: "Fearless Creating: Paint, Layer Stitch Playshop"

I am an art quilter. That's a dangerous thing to say in the art world. People often respond, "Oh, my Great Aunt Whozee made quilts." My pieces are not bed coverings. They are personal and meaningful expressions of who I am and my interpretation of the world around me.



I love to bend the rules of traditional quilting and create with courage.

Visit the [ART, QUILTS, AND ARTQUILTS](#) page to learn more about mark making on fabric and my work.

I am a professional educator/artist, author, speaker, and certified crea-

Programs and Workshops continued →

Thank You from Paradise

Thank you all who donated quilts, duvets, and an afghan to the van load I took up to Chico last month for the Camp Fire survivors. I delivered quilts, pillowcases, bears, recovery bags, sewing supplies, and a machine to the Annie Starr Quilt Guild fire relief group.

Fortunately, I was able to attend the guild's holiday party with the special guests from Paradise. The three women at my table were promising each other to rebuild and so appreciated Sonoma County's support.

I met a woman who grew up in Rohnert Park and one who had been a member of Moonlight Quilters - it really is a small world!

Honey Run Quilts in Chico donated the warehouse area behind their shop to the donation storage; it was all organized by sizes and types so when they had the pick-up days, people could find what they needed and wanted. All the adult quilts (close to 850) were gone by the end of the 3rd day, so that's the size we need to focus on making (or passing along.) Commercially made quilts are also welcome.

 Karen Mansergh


Programs and Workshops continued

tivity coach. I live with my husband in our recently empty nest near the foothills of Colorado. When I'm not being creative, talking about creativity, or writing about creativity, I enjoy cycling, snow skiing, reading, and laughing!

Workshop:

Participants make small whole cloth paintings, learning to use different materials for making marks on fabric. Color theory and the principles of design will be a big part of this experience, as will my special theory of "embrace the blob." We will discuss creativity theories, blocks, and useful techniques to push ourselves closer to the creative bliss. I provide all supplies for your use. You just bring a plain shirt and your imagination!

See Katie on Episode #1807 of *The Quilt Show*, with Alex Anderson and Ricky Tims.

 Janice Rodgers

Quilting Rave

Be sure to mark your calendars for our Third Annual Rave sewing get-together on **January 10, 2019**.

This is not our usual guild meeting day, but rather a day that we have added to our agenda for three straight years now. It is a day to sew on your own projects and visit with your friends. If you don't want to sew, come anyways and visit. Heck...just walk around with a pair of scissors (to look the part) and visit with old and new friends.

We want to give our kitchen staff a break so be sure to bring your own lunch (BYOL). Coffee and ice tea will be available, however.

We start at 9:00 A.M. and have use of the room until 3:00 P.M. Please come and join us for the day or just part of the day.

Once again: January 10, 2019 at 9:00 A.M. in our guild meeting room, Scottish Rite, 600 Acacia.

 Vicki David

Cloverdale Citrus Fair

The theme for the Cloverdale Citrus Fair this year is "Making of America," which is all about amazing advancements. The dates are February 15 – 18, 2019.

Entry deadline is Friday, January 25, by 5:00 pm. You may enter either online, by email, snail mail, or drop off at the office. Go to cloverdalecitrusfair.org to find the appropriate addresses.


There is a one entry limit unless you are exhibiting as a Senior (62 +), then you may enter two in a class. Exhibitors may enter as Adult or Senior but not both. The fair wants your name, address, and phone number on the back of your quilts.

Quilts must be delivered to the fair on Saturday, February 2, between 10:00 and 5:00. Pickup dates are Monday, February 18, 5:00 – 7:00 or Tuesday February 19, 5:00 – 7:00.

The fair has been very good at showing and caring for our quilts. There haven't been very many entries in the past so your chances of winning a First, Second, or Third place ribbon are pretty good!

We also award the Best Hand Quilted quilt with a Rosette and \$25.00. Our Youth award is \$10.00 so encourage your 19 year old or younger friends to enter.

I'll be happy to help with any questions.

 Pam McVey

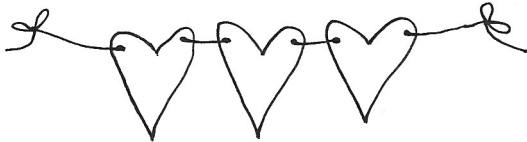
Workshops for 2019

Programs and Workshops 2019 will offer a variety of ideas and techniques for everyone from the novice to the experienced! Workshop registration will be opened 4 months before each session. To confirm your spot in a workshop payment must be included at the time of sign-up. Cost of each workshop is \$40 with checks made payable to SRQG. Information regarding each workshop and the supply list will be posted on the website. Contact Janice Rodgers for further information.


Proposed Workshop Schedule for 2019

January 16	Inger Blood	Ruler Quilting	Sebastopol
January 18	Inger Blood	Ruler Quilting	LBAGC*
February 22	Katie Fowler	Fearless Quilting, Paint, Layer, Stitch	VSC*
March 22	Dora Cary	Make It Modern	VSC*
April 19	Petra Keller	Applique	VSC*
May 17	Colleen Pelfrey	Taking the Dye Out	VSC*
June 21	Jane Tenorio Coscarelli	TBD	VSC*
July 18	NO PROGRAM	There will be a free sewing day!	SRB*
August 16	Jane Haworth	Love of Pets Fabric Collage	VSC*
September 20	Free Workshop	More information to follow soon!	SRB*
October 18	Sandra Mollon	TBD	VSC*
November 21	NO PROGRAM	There will be a free sewing day!	SRB*

- *LBAGC Luther Burbank Art and Garden Center, 2050 Yulupa Ave, Santa Rosa
- *VSC Village Sewing Center, 506 Lewis, Santa Rosa
- *SRB Scottish Rite Building, 600 Acacia Lane, Santa Rosa



Sunshine



Knowing that someone cares can really make a person's day brighter. Please contact me by phone or email if you know someone who could use a card from the SRQG.

If you email me requesting that a card be send, and do not hear back from me in a day or two, please re-send your request. I always acknowledge requests for cards.

Happy Sewing,
Jan Westerman
(Ms. Sunshine)

Tri-Guild Luncheon 2019

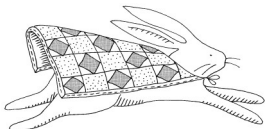
Hottest ticket in town!

"The Mad Hatters Tri-Guild Luncheon!"

At the January 17th meeting (and not before), we will begin sign-ups for the March 23th "Mad Hatters Tea Party."

You do not want to miss this event!

The luncheon is FREE, but sign-ups are required. It includes lunch, entertainment, raffles, and a fancy hat contest.



Genelle Voorhees
Toni Anderson
Jan Westerman

Board Meeting

Thursday, January 24, 2019

10:00 a.m.

Scottish Rite Family Room
All Members Are Welcome

Library News

The following is a list of the books that came into our possession since our last newsletter. For images of the covers and more detailed descriptions of the items, just click on LIBRARY on our website www.santarosaquiltguild.org Linda Hooper has written easy-to-understand directions about how to utilize the library site. To locate her instructions, click on the underlined "here" in the second paragraph at the top of the library page. Let me know if you would like guidance with the site and we'll sit down at the Library's laptop computer after a meeting. *A hint: if you are looking for an author, remember to type in the last name first, and if you are searching for a book title, type in the first "important" word leaving the a, an, and the's 'til the end.*

Want to know what our Go! Baby Accuquilt cutting system is all about? Type in Go! in the Search box at the top of our website's Library page and learn not only what it is, what it does, but also find a list of our dies. You can also find all of our Go! "toys" listed at the bottom of the Library's Home Page on our website. Our thanks to guild member Mary Reder for sharing her Go! Baby cutting machine with us. Also, a thank you to Linda Silva for giving our guild the next-larger size of cutter and many dies that she won in a raffle. Reserve the machines and dies just like a library book. Yes – we give (free) lessons!

Our brand new library items:

STACK & CUT HEXAGON QUILTS by Sara Nephew and Marci Baker

WORLD OF QUILTS – 25 Modern Projects – Reinterpreting Quilting Heritage from Around the Globe by Cassandra Ellis – designs from cultures around the world, such as American, Amish, Korean, Seminole, Welsh, Irish, and many more – many different techniques – historical stories about the various patterns, including Irish Chain, Drunkard's Path, Postage Stamp, Rail Fence, Stars, English Pieced Hexagons, and more – most very easy to assemble – a donation

YO-YO DOLLS & DOLL QUILTS by Bobbie McClure Long

BLOCK – Fall – Volume 5, Issue 5 – Jenny Doan – Missouri Star Quilt Company – a donation

UNCOVERINGS – VOLUME 39 – 2018 – The Research Papers of the American quilt Study Group – free with our annual dues

Be sure to let me know if you find an item that our

Library News continued

library "needs" (books, DVDs, and Go! Baby dies, magazines).

Have you pawed through the ever-growing box of rulers, templates, and stencils that have been donated to our library for members to check out?

Need a fabric pen to sign a block? Sharon 'the Librarian' will loan her personal collection during meetings. Tip: Iron a piece of freezer paper to the back of the area before signing so the fabric stays taut.

And don't forget that we have magazine subscriptions to:

FONS AND PORTER'S LOVE OF QUILTING, AMERICAN QUILTER, QUILTMAKER, QUILTING ARTS MAGAZINE, and MODERNE (from Quiltmania).


We also have many past issues of:

MACHINE QUILTING UNLIMITED, MODERN QUILTS UNLIMITED, PRIMITIVE QUILTS AND PROJECTS, QUILT LIFE (Alex Anderson and Ricky Tims - Discontinued with the October 2014 issue - darn!), MINIATURE QUILTS, Japanese magazines, QUILTMANIA (European), and QUILTERS NEWSLETTER (all of the issues since the very beginning until October 2016 when, sadly, they quit publishing).

Wearing your nametag is a huge help to everyone. This is an excellent way for us to get to put names and faces together.

Check out as many of our more than 3,441 books, DVDs, and CDs, plus magazines, (and Go! Cutting equipment as you wish) ~ just remember to return them to the very next meeting, pretty please, as there are so many members in the guild who also wish to use the items.

Our library needs many, many volunteers. You do not need to formally sign-up to help – we'll take whatever time you can spare before or after any meeting. If you do not like the job you are given, don't be shy – let us know what you would rather do. I can never thank everyone enough for their assistance and support with making our library the best in the entire world!



Sharon
'The Librarian'
Fry

Library News continued →

Friendship Blocks

It is a brand new year and the Friendship Block program is off to a fresh new start. All of the 2018 Friendship Blocks have been turned in and now we need to begin this year with fantastic new ideas.

I hope you have been thinking what you would like. A good source of ideas and inspiration can be found in our Friendship Block Archives at santaroquiltguild.org.

All you need are three credits to make a request for your own set of Friendship Blocks. To earn a credit, you make one block for someone in the Friendship Block program. Not sure if you have any credits? The current FB List of Credits is available in the Download section of our website.

I am so excited to see what you all come up with and request.

Let's do this!

 Heidi Mitarai

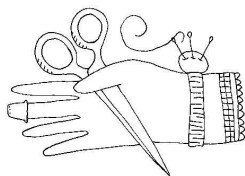
Unfinished Fabric Object (UFO) Challenge

New Year's Resolutions! How many of you have included "finish quilt" on that list of resolutions? Here's an opportunity to get some help from your friends to complete those projects that are languishing in your closet, on the shelf or in that plastic bag. No, we aren't coming over and sewing a few blocks. But we will support you on moving ahead with that neglected project.

At the March business meeting on March 7th bring in that project and declare your intention to complete all or even a portion of your quilt and bet us \$5. Every month you will get a gentle email reminder. Then in September, when the UFO Challenge is done, bring in your work and you will get your \$5 back, AND a fat quarter AND chocolate.

It is a fun way to move ahead on those pesky projects that have been resisting being finished.


I hope that now one of your resolutions is to bring unfinished projects to the UFO Challenge in March.



 Ellindale Wells

Block-of-the-Month

Welcome to a year of SRQG stash-busting with our traditional and simple designs for Block-of-the-Month for 2019! Each month the block will focus on a set of colors to use with the block design.



For January, we will use the colors blue, purple, white, gold, and silver with a block we are calling "New Beginnings." You can find directions on our website., santaroquiltguild.org. We hope you'll join us as we start out the year with a simple block to get you back into the swing of quilting.

February will feature red, pink, black, white, and gold. The block is called "Wonky Heart."

In March, the colors are green, white, and yellow. The block will be a "Disappearing 9 patch."

April features pastel colors and the block is called "Victorian Tulip."

In May, it is time for blue flower and yellow flower patterns fabric and the block will be a "Shabby Diamond."

June features rainbow and white colors in a block we are calling "Steps to the Rainbow."

July, of course, is red, white, and blue. We are calling the block "Salute to Red, White, and Blue" and it is a 3 piece block.

August block is called "Beach Ball" and the colors this month are bright yellow, orange, and red.

September is "Back to School" with a nod to the primary colors.

October's colors are orange, black, purple, green, and yellow. The block is called "October Wheels."

November is a paper pieced block with 3 seams only, using brown, tan, cream, red, or orange.

In December, we will be making a "Holiday Tree" block with red, green, white or blue, white, silver.

So there it is – the whole year! Time to sort through your stash, grab fabrics that interest you, and be ready to sew!

Happy New Year!



Betsy Smith
Nadine Heppell

Community Quilts

Our guild continues to support the community in a big way. In 2018 we donated 1186 quilts, and that doesn't count the doll quilts. Our area hospitals always have a continued need for more NICU quilts. In addition, we have given more than 200 quilts to fire survivors. That number keeps growing. That is a lot of sewing and love.

January 31st will be the first Fifth Thursday of the year. It's a quilting day at Luther Burbank Art and Garden Center. Bring your own project or work on quilting community quilts. We have the most need at this point for lap quilts (40x60) for Valley of the Moon kids.

Thank you for your continued support.



Pam Beebe
 Laura Barrett
 Nancy Stedman
 Janet Tonkin

COMMUNITY QUILT SIZES

If you are making donation quilts on your own, these are the approximate sizes most needed.

32" x 40" Baby Quilts	For Sutter and Memorial NICUs, Public Health nursing, and teen moms. We provide kits for making the tops, or you may use your own fabrics.
40" x 60"	For Valley of the Moon and other organizations serving children in need. Please use bright colors for young children or fabrics that will appeal to teenagers.
50" x 65"	For 18 year olds aging out of the Foster Care system, and for women residing at the YWCA Safe House.
40" x 60"	Lap quilts for adults to be handed out by Secret Santa, women being served by Verity, seniors in local convalescent hospitals, and others.
Doll Quilts	For little girls and boys. We collect them throughout the year and donate during the holidays.

Thank you to all who are involved with this important outreach project!

Love for Community

There were a total of 1186 quilts donated in 2018 through community quilts. Also, well over 200 quilts and many pillow cases went to fire survivors. We lost count of those.

Sutter NICU	40
Memorial NICU	30
Public Health Nurses	120
Valley of the Moon	100
Catholic Charities	16
Local Veterans	628
Convalescent Hospitals	24
Emancipated Youth	4
Verity	10
YWCA	20
Assistance League	20
Doll Quilts	218
Senior Advocacy – Raffle	1

Other Items:	
Duffel Bags to VOM	42
Baby Hats	24
Pillow Cases	12
Hats	181
Scarves	95
Mittens	11
Bags	100



got tickets?

Welcome Committee

Santa Rosa Quilt Guild has a Welcome Committee to greet, seat, and inform members, new members, and guests about guild activities – the who, what, where, why, and how things work and how to volunteer, participate, and chair committees. The Welcome Committee can tell you how to jump in with both feet or simply attend for personal enrichment, as desired. Food is plentiful at guild meetings. We encourage the membership to share a dish on their birth month and then again six months later. We have luncheons twice a year; one for the Founders' Day meeting the second meeting in September, and the Holiday December meeting. We also have a once-a-year event, the Tri-Guild Luncheon, every March. This allows Moonlight Quilters of Sonoma County, Petaluma Quilt Guild, and SRQG to gather together. We take turns hosting. This fun lunch has entertainment and lots and lots of raffle baskets. We also support each other's beautiful Opportunity Quilts. It is free, but one must RSVP immediately because seating is limited. In March of 2019, SRQG hosts!

Also food related, there are three Quilt-a-thons each year. These are fun and very busy with sewing activities hosted by Community Quilts to complete quilts to give away for those in need. The Hospitality crew treats those who participate to soup in February, an Ice Cream Social in May, and come October, Pizza!



Rhonda Denny
Jan Westerman
Loni McDonald
Joanne Meaney

Sew-A-Row

Sew-A-Row gives you the opportunity to share a new quilt project with fellow guild members. During the month of January, any guild member may offer Sew-A-Row a starting row or medallion. It will then be available for "adoption" by any guild member to add their own creative touch, adding color and design elements that will enhance the original design. As each person completes their portion it will be passed along, with scraps of the fabric used, to another member. At our December holiday luncheon, we will roll the dice for each completed project, and each participant will have a chance to win the quilt that they worked on. Please bring your starter rows in during either January meeting and give them to the Sew-A-Row committee.



Jeanne Parent

Technique Sharing Workshop (TSW)

Due to the packed schedule for our guild meeting dates with business, Show-and-Tell, demonstrations, and workshops it has been decided to reduce the number of "Technique Sharing Workshops" (TSW's) offered in 2019. As of this newsletter notice, we will be offering our members TSW's on January 3, March 7, April 4, August 1, and September 5th.

If you would like to share a method or special skill for one of those meetings, please let me know as soon as possible to claim your date! If you are a devoted attendee of the workshops, please let me know what you would like to see and learn this year, and I will do my best to make it happen! Our TSW schedule will be available on the calendar soon.



Bonnie Butler-Sibbald

Note from the Editor

Happy New Year!

First of all, my thanks to Jan Andrews for her long-time commitment to getting this newsletter published for the past 13 years. I'm not quite sure how she wrangled me into taking it on, but I plan to continue with her tradition of keeping you informed about everything that's happening with the Santa Rosa Quilt Guild!

I may be resurrecting the column I wrote for a couple years before you voted me in as president. "Needle and Thread" was written with the intention that "we can all get to know each other a little better and perhaps gain insight as to what it is that weaves us all together."

I am certainly open to your suggestions! What other features would you like to see? If you enjoy writing, I would welcome the opportunity to give you a spot for a feature article. This is YOUR newsletter; the more voices the better. I will be happy to consider including your insights on any subject related to quilting or SRQG. Please email me with your ideas ... I'm in the book!

Sew here is to an enlightened, productive, and love-filled 2019!

Happy Quilting!



Jim Jensen

2019 Executive Board & Committee Chairs

2019 EXECUTIVE BOARD

President	Genelle Voorhees
Vice President	Jan Nilsen
Treasurer	Carole Behlke
Secretary	Jan Andrews
Corresponding Secretary	Janice Juul
Program Chair	Janice Rodgers
Program Chair Elect	Ann Nolen
Parliamentarian	Chris Nolen
Members-at-Large	Toni Anderson
	Vicki David
	Pam McVey
	Heidi Mitarai
	Margo Pitter
	Mary Wood

2019 COMMITTEES

Block-of-the-Month*	Betsy Smith, Nadine Heppel
Boutique *	Betty Upchurch
Budget	Carole Behlke
Challenge Quilt	Elizabeth Marrs
Community Quilts *	Laura Barrett, Janet Tonkin
Crafts Fair	Bonnie Butler-Sibbald

Email Coordinator *	Sharon Fry
Fair Liaison	Pam McVey
Field Trip	Marsha McAlpin
Friendship Blocks *	Heidi Mitarai
Historian *	Sharon Fry
Hospitality *	Carolle LeMonnier
Library *	Sharon Fry
Membership *	Jan Andrews
Newsletter Editor	Jim Jensen
Nominating Committee*	Sharon Fry
Opportunity Quilt Ticket Sales *	Diana Watson
Sew-A-Row *	Jeanne Parent
Sewing Room Sale	Joy McGoran
Sunshine *	Jan Westerman
TSW (Technique Sharing Workshop) *	Bonnie Butler-Sibbald
UFO Challenge	Ellindale Wells
Videographer *	Linda Hooper
Website*	Linda Hooper
Welcoming Committee	Rhonda Denny
Past President	Jim Jensen

* Standing Committee

Remember!

- NAME TAG • SHOW AND TELL • BEVERAGE CONTAINER •
- LIBRARY BOOKS • LUNCH • NO PETS • NO FRAGRANCES •
- REUSABLE PLATE AND FORK • CELL PHONE ON SILENT •

SRQG 2019 Calendar

JANUARY

3 General Meeting

Installation of Officers
Sew-A-Row starters due this month
TSW: TBA

10 Quilt Rave

Sewing day to work on your own project.
BYOL (Bring Your Own Lunch)
Scottish Rite Center
9:00 a.m. to 3:30 p.m.

17 Program Meeting

Inger Blood: "Progression of
Free Motion Quilting"

16, 18 Workshop

Inger Blood: "Ruler Quilting"
Luther Burbank Art & Garden Center
9:00 a.m. to 3:30 p.m.
8:30 a.m. for set-up

24 Board Meeting

JANUARY (CONTD.)

31 Fifth Thursday Retreat

Work on Community Quilts or your own project
Luther Burbank Art & Garden Center
9:00 a.m. to 3:30 p.m.

FEBRUARY

7 QUILTATHON!

Quiltathon -
Guild Challenge Introduced
Sew-A-Row Sign-ups

15-18 Cloverdale Citrus Fair

21 Program Meeting

Katie Fowler: "Creative Wonderland"

22 Workshop

Katie Fowler: "Fearless Quilting,
Paint, Layer, Stitch"
Village Sewing Center
9:00 a.m. to 3:30 p.m.

Santa Rosa Quilt Guild Affiliates

BAY QUILTS

Sally Davey & Abbey Shane
5327 Jacuzzi St. #3-C
Richmond, CA 94804
(510) 558-0218

<http://bay-quilts.shoplightspeed.com/>
sfbayquilts@gmail.com
daveysally49@gmail.com

Monday - Friday 10:00 - 6:00
Saturday - Sunday 12:00 - 5:00

BOLT FABRIC AND HOME

Kate Barrett
219 N. Cloverdale Blvd.
Cloverdale 95425
894-2658

Tues. - Sat. 10:00 - 6:00
Sunday 11:00 - 4:00

<http://www.boltcloverdale.com/>
info@boltcloverdale.com

10% discount for SRQG members

BROADWAY QUILTS

Gery Rosemurgy, Owner
20525 Broadway
Sonoma, CA 95476
707-938-7312

www.broadwayquilts.com

Mon-Sat 9:30-5:30, 11-3 Sunday

CLOVERDALE QUILTING

Margaret Davids, Owner
111 Lake St.
Cloverdale, CA 95425
415-577-8407

<https://www.cloverdalequilting.com/>
cloverdalequilting@gmail.com

Hours by Appointment

MARIAN'S MAGIC NEEDLE QUILTING

Custom Machine Quilting
Marian Drain
1140 Sanford Ranch Rd.
Ukiah, CA 95482
472-0195

Hours by Appointment

cuddletimequilts@me.com

MEISSNER SEWING & VACUUM CENTER

James Meissner, Owner
P.J. Lytton, Store Manager
Authorized Baby Lock, Brother, Bernina,
Janome and Gammill Dealer
1455 Santa Rosa Ave.
Santa Rosa, CA 95404
707-575-5259

<http://www.meissnersewing.com/>

Mon - Fri: 10:00 to 6:00
Saturday: 9:00 - 5:00

QUILTED ANGEL

Barbara Meikle
200 G Street
Petaluma, CA 94954
707-763-0945

Seven days a week
11:00 - 4:00

<http://quiltedangel.com/>

QUILTED VINE

Machine Quilting
Lynda McLean
2080 Mt. Olive Way
Santa Rosa, CA
707-528-4256
707-318-1940

Hours by Appointment
quiltedvine@sbcglobal.net

VILLAGE SEWING CENTER

John Furtado
506 Lewis Rd.
Santa Rosa, CA 95404
707-544-7529

Monday - Friday 10 am to 6 pm
Saturday 10 am to 5 pm

<https://villagesewing.com/>
john@villagesewing.com

SANTA ROSA QUILT GUILD



CONTACT INFORMATION

PRESIDENT

Genelle Voorhees
president@santarosaquiltguild.org

VICE PRESIDENT

Jan Nilsen

NEWSLETTER EDITOR

Jim Jensen

MEMBERSHIP

Jan Andrews, Sue Gragg
and Vicki David

PROGRAMS

Janice Rodgers

MEETINGS AND MEMBERSHIP

The Santa Rosa Quilt Guild meets the first and third Thursdays of each month (in December only one meeting is held on the first Thursday) at 10:00 a.m. at the Scottish Rite / Masonic Lodge in Santa Rosa, 600 Acacia Lane, between Mission Boulevard and Middle Rincon Road on Highway 12 east of Santa Rosa.

Membership dues are \$35 per year. The calendar year is January to December; new member's dues are prorated. Regular meetings, special programs, use of the extensive library, and special discounts from some affiliates are benefits of membership.

Meeting Etiquette

- ◆ Please avoid chit-chat while someone is speaking to the group.
- ◆ Please peruse the Silent Auction and Boutique before or after the meeting--not during the meeting.
- ◆ Please, do not browse the speaker's sales table during the meeting.
- ◆ Please set your cell phone to silent mode or turn it off.
- ◆ At Speaker Meetings, please move to the center of the rows and eliminate empty seats so late-comers will be able to find a seat and not disturb the group.

Thank You Sew Much!

