



Stitch 'n Times

Santa Rosa Quilt Guild
P.O. Box 9251, Santa Rosa, CA 95405
March 2019 • Vol. 43 • No. 3

President's Message


Dear Quilt Guild Members,

I was recently asked to speak to a group about the Santa Rosa Quilt Guild. While preparing notes, it occurred to me that we are not just a group of quilters; we are ambassadors for our community.

Santa Rosa Quilt Guild does more in our community than most of us realize. Many members do mentoring, some serve on non-profit Boards of various organizations, some volunteer at schools, teach knitting, sewing and quilting to anyone who asks. Some make quilts for others in mini-groups, deliver Meals on Wheels, lend help for animal and/or people shelters, make scarves for school children, and many other kinds of volunteer work. We are not just a quilt guild ("Old people making quilts") – we are an important asset to our community.

Without using actual names, I'd be grateful if you would let me know the type of work you see our members doing outside of the Guild to help our community. I would like to prepare a list of organizations and activities that we assist in our community so we can gain more accurate insight into all that we do.

I am proud to be your President!

 Genelle Voorhees

Tri-Guild Luncheon 2019

March 23, 2019


"The Mad Hatter's Tea Party!"

Make a block and wear your fanciest hat, but don't be late. Lots of raffle baskets



with loads of fabric, notions, wine and more. Good food, desserts and fun galore. Ask Miss Sunshine (Jan Westerman) to sign you up for this fun event.



 Genelle Voorhees
Toni Anderson
Jan Westerman

New Members

We always celebrate the addition of new members to the Santa Rosa Quilt Guild, and appreciate the new energy and ideas they bring with them.

Please make it a point to extend a warm welcome to these new members who joined us in February.

Beth Shields

Jan Brogan


Cris Rogers

Lynette Whitman

(Happy Retirement Lynette, and Welcome Back!)



 Jan Andrews



Programs and Workshops

A calendar with the full schedule of this year's programs and workshops is available on our website at <http://www.santarosaquiltguild.org/programs.php>

March 21 & 22, 2019

Dora Cary

Program: "Fearless Quilting"

Workshop: "Beads and Strings"



March's speaker and workshop instructor is Dora Cary. She writes, "I was born in Romania, a beautiful country situated in Eastern Europe. My mother and grandmothers taught me to sew, knit, embroider, crochet, and weave from a very early age. I loved it all!

Most of my life in Romania was lived under a strict communist regime but that taught me to appreciate freedom more and be creative about finding ways to achieve what I wasn't allowed to have. I studied engineering and, after witnessing a revolution (that overthrew communism in my country) and getting my degree, I went back to school to learn about marketing and design in a free economy.

"When I stumbled onto quilting in 2006, it was something new to me as there is no quilting in Romania, but it was love at first sight and I could not stop thinking about this amazing art form. I have been making quilts ever since.

"My way of quilting is a bit different than the traditional way but it works really well. I decided to share my techniques with other quilters so I started teaching in 2017.

Workshop: Beads and Strings

Dora Cary (<https://www.orangedotquilts.com/>) presents our March workshop, **Beads and Strings**.

The workshop will be held on Friday, March 22, at the Village Sewing Center, 506 Lewis Road, from 9-4. There are still a few openings in the workshop. The cost of the workshop is \$40. Checks or cash can be made the day of the workshop. For more information or to reserve your spot email Janice Rodgers, jrodgers@sonic.net. After March 16th email Mary Wood, quilter_mama@yahoo.com.



Programs and Workshops continued

April 19 & 20, 2019

Petra Keller

Program: "Crumb Box Treat"

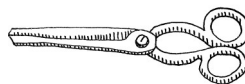
Workshop: "Don't Sweat the Small Stuff"

On April 18, 2019 at the Scottish Rite Building, Petra Keller will present a trunk show which concentrates on a collection of small quilts which have been made with blocks, strip sets, or fabrics that were either left over from other projects or made to reduce a fabric stash. Many examples include "Parent and descendent" sets.



On April 19th, the workshop entitled "**Don't Sweat the Small Stuff**" with NO foundation piecing will be held at the Village Sewing Center, 506 Lewis Road, Santa Rosa. This workshop is designed to help the student become more comfortable and familiar with resizing traditional pieced blocks, as well as precision cutting and piecing.

We will begin with designing simple blocks on graph paper and then progress to cutting and sewing 3-1/2", unfinished 4" and nine patches, including half-square, quarter square triangles and magic corners. This is a technique, rather than a project oriented workshop, which does not involve templates or paper-piecing. We will discuss possible uses for our small treasures. The completed small scale blocks are perfect for incorporating into "Wearable Art" projects, or accents in quilts. They also make wonderful labels! How about the start of a **Crumb Box Treat**? The supply list will be sent to those signing up for the workshop.



Janice Rodgers

Programs and Workshops continued →

Sewlutions



It happened to me, has it happened to you? You put so much time and energy into making a beautiful quilt, only to have it **bleed** when you wash it. It can be agonizing, and it can be frustrating. Bu there is a Sewlution!

When it happened to me I searched for an answer online and found a web site* that provided a guideline.

The steps are simple:

- Fill your bathtub with very hot water and add ½ cup or so of Dawn Dish Liquid.
- Put on your rubber gloves.
- Add your quilt to the water and soap and swish it around for a bit. (5-10 minutes or so).
- Rinse and repeat.
- Weigh down your quilt to make sure it is completely submerged with no fabric touching the top of the waterline.
- Let it rest in a water bath for 6-12 hours.
- Rinse and breathe a sigh of relief.

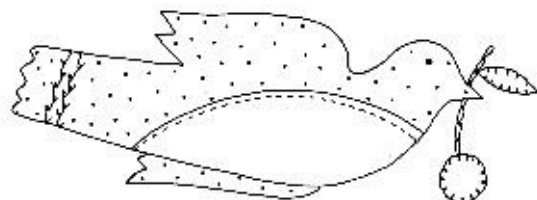
The process of a very hot water bath should lift any excess dyes that remain in your fabric! This may not work 100% of the time, but it worked for me on a light cream background with a blue batik bleed. I have heard that it also works on a quilt that has been washed and dried several times.

How do I prevent bleeding to begin with? These tips can help:

- Wash in cold water on a gentle cycle and lay out flat to dry.
- Prewash.
- Always use a color catcher or two.

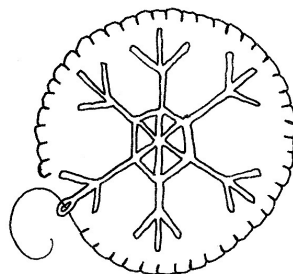
*You can find "How To Fix Fabric Bleeds" at suzquilts.com.

 Toni Anderson



Friendship Blocks


We have two wonderful requests for Friendship Blocks!



Joyce Wood requests blocks showing a **"Winter Theme."** The blocks can be any size up to 12 ½ inches unfinished and any method such as piecing, applique, foundation piecing, and embellishing can be used. So anything goes. Sounds like

fun! Joyce says: "I am always amazed at what members come up with".

Ann & Chris Nolen have requested **"Scrappy Kittens Galore."** These are scrappy log cabin blocks with an appliqued kitten face in the middle. Ann says: "any colors, great for scraps, applique any way, embellish is okay, and have fun!" Ann has provided the instructions and applique pattern needed. The blocks finish at 11 ½ inches but she will be trimming down to approximately 10 ½ inches.



All guild members are invited to make Friendship Blocks. I will have the sign-up sheet and patterns available at each meeting.

If you want to request blocks for your own quilt, you will need three or more friendship block credits to start.

For further information stop by and see me at the meetings or email me with any questions.

 Heidi Mitarai

Board Meeting

Thursday, March 28, 2019

10:00 a.m.

Scottish Rite Family Room

All Members Are Welcome

Show Time!

Wine Country Quilt Show

June 1 and 2 (Entry deadline 4/7/2019)

Hello quilters! Trina Jahnsen and I are very excited about all of the quilt show entries that are being entered. They are wonderful and will be well received by the attendees at this year's quilt show.

Please enter on line at www.mqsc.org under the "Quilt Show" tab, then click "quilt show entry info." The directions are spelled out.

The only thing that is different this year is the "Special Exhibit" entries which are group entries. These are not considered Challenges. Special Exhibits are comprised of groups of quilters who create a series of quilts that are connected by a theme. Pointless Sisters has been a Special Exhibit for years in the show. The Telephone Quilts in last year's quilt show are another.


Challenges continue and are entered in the same manner as a regular quilt show entry. You simply put the name of the Challenge in the box called "Challenge." These are comprised of President's Quilts, VP Challenge Quilts, Fire Quilts, etc.

Trina and I will be at the guild meetings to take photos if you cannot photograph your quilt(s). If you do take your own photos, please take them in an upright position as they will hang. Use bright light or a flash in order to get true colors. Email your photo (one per entry) to WineCountyQuiltPhoto@gmail.com. Include your name, the name of the quilt and the dimensions - width and length in inches.

If you have questions, please contact either Trina or Joanne.


Joanne Thomas - jthomas@sonic.net

Trina Jahnsen - tjriver@yahoo.com



Rincon Valley

The **Pointless Sisters** will have their annual Rincon Valley Library Show starting on March 5 through the end of April. Please visit the library to see a variety of traditional and art quilts hanging in this lovely venue.

 Diana Roberts

Healdsburg

The **Healdsburg Senior Living Center Annual Quilt Show** will take place on Saturday, March 30, at 725 Grove St., Healdsburg. Not only is it a quilt show that features the creations from five Northern California quilt guilds, this event also provides a great boost to the senior residents of the facility. They look forward to it every year. Besides, a free continental breakfast and lunch is provided.

Help us make SRQG well represented. Betty Upchurch will be collecting quilts from SRQG for the show. More details to follow.

 Betty Upchurch

Cloverdale Citrus Fair

The quilt exhibit at the Cloverdale Citrus Fair was exceptional this year, and Santa Rosa Quilt Guild was well represented.

Congratulations to all the award winners!

Carol Behlke won Best of Show, Best Hand Quilting, and a First place ribbon.

Cathy Rapp also won Best of Show and a First place ribbon.

Carolle LeMonnier won a Second and Moonlight Quilters' "Best Use of Color and Design."

Elaine Tucker won First and Second.

Janice Rodgers won First and Second.

Jeanne Parent won Third.

Jim Jensen won Third.

Rhonda Denny won two Firsts, two Seconds and a Third.

Sharon Cahn won Best of Show in Wearable Arts, a First and a Second.

 Pam McVey

www.srqg.org

More Quilt Show Information

SRQG Challenge Quilt 2018

Participation in the 2018 Challenge was amazing! Approximately 25 members revealed their fiber responses to the wild fires. Now it is time to enter those wonderful creations in the 2019 **Moonlight Quilters of Sonoma County Wine Country Quilt Show** <https://www.mqsc.org/annual-quilt-show> for the public to enjoy.

There will be a section in the show designated for the Fire Quilts. It will not be a special exhibit.

On the entry form, enter "Fire Quilts" in the "Challenge/Group" space.

That's all there is to it. Enter as you normally do.

 Elizabeth Marrs

San Francisco

The **San Francisco Quilters' Guild** presents its biennial quilt show on Friday, March 22 and Saturday, March 23 at St. Mary's Cathedral, 1111 Gough St., San Francisco. Featured guest is Sujata Shah. For more information, visit

<http://sfquiltersguild.org/>.

Grass Valley

Pine Tree Quilt Guild of Nevada County presents **Springtime in the Pines** 2019 Quilt Show.

Featured quilter is Sandra Bruce.

Saturday May 4 and Sunday May 5

Nevada County Fairgrounds, Grass Valley CA

For more information, visit the website at www.pinetreequiltguild.com.

Benicia

Carquinez Strait Stitchers presents **Spring on the Straits** 2019 Quilt Show, featuring artist Judy Arants.


Saturday, May 18 and Sunday, May 19.


Historical Clock Tower, 1189 Washington St., Benicia CA. for more information, visit the website at www.cssquilter.org.

Challenge Quilt 2019



As a counterpoint to last year's serious subject around the 2017 fires, this year we will celebrate! The challenge theme is **FIESTA!** You can express the theme in color, in images, in words or some other original or clever way. The suggested (not mandatory) size is approximately 18" on a side - square, rectangular, or irregular. The limited size will mean participants don't have to devote too much time to making the block. It also will make a more cohesive display as a grouping for the 2020 Moonlight Quilters show.

 Elizabeth Marrs



Block-of-the-Month

Welcome to SRQG's "Stash Busting: Traditional, Simple and Can You Say 'Hmm!' Block of the Month for 2019."


March's block is a **Disappearing Nine Patch** in bright Kelly greens, sunny yellows, and white or white on whites!



Go to our website, www.santarosaquiltguild.org/block.php, for all the details of this fun block.

We hope you enjoy March's block!

Congratulations to Peggie Sue Buckelew and Frances Evans for winning a set of January's BOM blocks. Have fun putting them together!

 Betsy Smith
Nadine Heppell

Library News

Library News continued

The following is a list of the books that came into our possession since our last newsletter. For images of the covers and more detailed descriptions of the items, just click on LIBRARY on our website www.santarosaquiltguild.org Linda Hooper has written easy-to-understand directions about how to utilize the library site. To locate her instructions, click on the underlined “here” in the second paragraph at the top of the library page. Let me know if you would like guidance with the site and we’ll sit down at the Library’s laptop computer after a meeting. *A hint: if you are looking for an author, remember to type in the last name first, and if you are searching for a book title, type in the first “important” word leaving the a, an, and the’s ‘til the end.*

Want to know what our Go! Baby Accuquilt cutting system is all about? Type in Go! in the Search box at the top of our website’s Library page and learn not only what it is, what it does, but also find a list of our dies. You can also find all of our Go! “toys” listed at the bottom of the Library’s Home Page on our website. Our thanks to guild member Mary Reder for sharing her Go! Baby cutting machine with us. Also, a thank you to Linda Silva for giving our guild the next-larger size of cutter and many dies that she won in a raffle. Reserve the machines and dies just like a library book. Yes – we give (free) lessons!

Our brand new library items:

CURATED QUILTS – HOUSES – ISSUE 6 – A quilt created by our very own Toni Anderson was chosen to be displayed in this magazine (page 69, and a snippet of it also on page 5). Without advertisements, and with the high quality of paper, this periodical looks more like a book than a magazine. Our thanks to Toni for donating an autographed copy for our library.

MODERN PATCHWORK HOME edited by Vivika Hansen Denegre – Projects from favorite contributors of “Modern Patchwork” magazine are featured in this book. Besides quilts, patterns also include: totes, pillows, tablerunners, pencil holders, an apron, yoga mat, and a book cover. Although the title includes the word “modern,” traditionalists can easily switch to their favorite colors to suit their tastes. Our thanks to Judy Dieter for requesting this book for our library.

GYPSY WIFE by Jen Kingwell – This skinny little book that has prompted so many quilters to create this type of quilt grew wings and flew out of our library shortly after being introduced. A very generous

guild member obtained a replacement copy for our library. Mary Ann Hayre excitedly told me check out the Gypsy Wife quilts on the internet and I immediately ordered a copy. This book will have you searching through your sewing room for orphan blocks to incorporate in your very own version, or you may choose to follow the book’s recipe and start from scratch.

Be sure to let me know if you find an item that our library “needs” (books, DVDs, and Go! Baby dies, magazines).

Have you pawed through the ever-growing box of rulers, templates, and stencils that have been donated to our library for members to check out?

And don’t forget that we have magazine subscriptions to:


FONS AND PORTER’S LOVE OF QUILTING, AMERICAN QUILTER, QUILTMAKER, QUILTING ARTS MAGAZINE, and MODERNE (from Quiltmania).

We also have many past issues of:

MACHINE QUILTING UNLIMITED, MODERN QUILTS UNLIMITED, PRIMITIVE QUILTS AND PROJECTS, QUILT LIFE (Alex Anderson and Ricky Tims - Discontinued with the October 2014 issue - darn!), MINIATURE QUILTS, Japanese magazines, QUILTMANIA (European), and QUILTERS NEWSLETTER (all of the issues since the very beginning until October 2016 when, sadly, they quit publishing).

Check out as many of our more than 3,441 books, DVDs, and CDs, plus magazines, (and Go! Cutting equipment as you wish) ~~ just remember to return them to the very next meeting as there are so many members in the guild who also wish to use the items.

Our library needs many, many volunteers. You do not need to formally sign-up to help – we’ll take whatever time you can spare before or after any meeting. If you do not like the job you are given, don’t be shy – let us know what you would rather do. I can never thank everyone enough for their assistance and support with making our guild library one of the best in the entire world!



Sharon
‘The Librarian’
Fry

Library News continued →

Community Quilts

What is “Valley Of the Moon Children’s Home”? Come to the April 4th meeting to learn all about it and see the parade of 100 quilts.

Verity is another place in town that receives quilts from us. **Verity** offers support and counseling and compassion for survivors of rape and sexual assault. The quilts we donate are usually “happy” colors and lap to larger sized.

Large quilts go to the emancipated youth. Kids aging out of foster care are given a basket of essentials for living on their own with a large quilt to cover a bed. They also are taught skills that allow them to live independently. These quilts are in the range of 50 x 65.

Thank you for all the love and hard work that goes into your quilts.



Pam Beebe
Laura Barrett
Nancy Stedman
Janet Tonkin

COMMUNITY QUILT SIZES

If you are making donation quilts on your own, these are the approximate sizes most needed.

| | |
|--------------------------|--|
| 32" x 40" Baby Quilts | For Sutter and Memorial NICUs, Public Health nursing, and teen moms. We provide kits for making the tops, or you may use your own fabrics. |
| 40" x 60" | For Valley of the Moon and other organizations serving children in need. Please use bright colors for young children or fabrics that will appeal to teenagers. |
| 50" x 65" | For 18 year olds aging out of the Foster Care system, and for women residing at the YWCA Safe House. |
| 40" x 60" | Lap quilts for adults to be handed out by Secret Santa, women being served by Verity, seniors in local convalescent hospitals, and others. |
| Doll Quilts | For little girls and boys. We collect them throughout the year and donate during the holidays. |

Thank you to all who are involved with this important outreach project!

Love for Community

There were a total of 1186 quilts donated in 2018 through Community Quilts. Also, well over 200 quilts and many pillow cases went to fire survivors. We lost count of those.

| | |
|--------------------------|-----|
| Sutter NICU | 40 |
| Memorial NICU | 30 |
| Public Health Nurses | 120 |
| Valley of the Moon | 100 |
| Catholic Charities | 16 |
| Local Veterans | 628 |
| Convalescent Hospitals | 24 |
| Emancipated Youth | 4 |
| Verity | 10 |
| YWCA | 20 |
| Assistance League | 20 |
| Doll Quilts | 218 |
| Senior Advocacy – Raffle | 1 |

| | |
|--------------------|-----|
| Other Items: | |
| Duffel Bags to VOM | 42 |
| Baby Hats | 24 |
| Pillow Cases | 12 |
| Hats | 181 |
| Scarves | 95 |
| Mittens | 11 |
| Bags | 100 |



Pam Beebe
Laura Barrett
Nancy Stedman
Janet Tonkin

Volunteer!

We have opportunities everywhere, and it's a great way to make new friends, and help our guild!



Opportunity Quilt

Our beautiful Opportunity Quilt will be given to some lucky ticket holder on **April 4th!** Don't miss your opportunity to own this spectacular quilt!



Be sure to buy your tickets!

Technique Sharing Workshop (TSW)

Due to popular demand, we have added to our list of **Technique Sharing Workshops (TSW)** for 2019.

This is the tentative schedule for the upcoming months:

April 4 - Barbara Cortelyou will demonstrate her quick way to make **placemats**. This demonstration will inspire you to help us meet our goal of making 400 placemats for our seniors through Meals on Wheels by November.

April 18 - Jackie Pitts will show you how to make **fabric dolls**. Patterns for the 8" doll and dress will be made available for you.

June 6 - Ellen Cooper will show us how she **embellishes Keds shoes** in her presentation of "Ordinary to Extraordinary." Prepare to be amazed and inspired.

June 20 - Betsy Smith will explain how to simply and effectively **use the triangle ruler**.

August 1 - Betsy Smith will demonstrate how to do **Zentangles on fabric**. You'll enjoy discovering how these "doodles" apply themselves so well to quilting.

We still have room in the schedule for this year, so if there is a technique you'd love to share with the group, please let me know.



Bonnie Butler-Sibbald

Needle and Thread

Due to unexpected circumstances, the reboot of **Needle and Thread** has been delayed. In the meantime, enjoy the following that I found online.



Jim Jensen

Only a Quilter

We've all heard the classic line that only a quilter would take yards and yards of material, cut them into little pieces, and then sew them back together. While this statement is true and a little funny to think about, it doesn't even scratch the surface of the things that only a quilter would do.

Only a Quilter would spend more hours sewing several hundreds of buttons on a quilt to embellish it, but wouldn't take five minutes to replace a button on a pair of pants.

Only a Quilter would give the gift of a wedding quilt two months after the birth of the couple's second child.

Only a Quilter would put hundreds of dollars' worth of fabric into their stash because they might find a use for it sometime, but wouldn't replace a 50-cent needle on their sewing machine.

Only a Quilter would let three later-arriving patients go ahead of them at the doctor's office because they are on the verge of completing a block.

Only a Quilter would rush to finish a gift quilt – not so it's done in time for the recipient's birthday, but so it's done in time for "Show and Tell."

Only a Quilter would use freezer paper in the production of something to keep someone warm.

Only a Quilter has a "Welcome" mat at the door to their home and an "Enter at Your Own Risk" sign on the door of their sewing room.

Only a Quilter invites everyone to see their sewing room, then says "Don't look at the mess."

Only a Quilter says, "I really don't need another project," then offers to make a quilt for a friend.

Only a Quilter will buy more than they'll ever need of one fabric for their stash, but slightly less than what is needed of a fabric required to complete one project.

Only a Quilter would give a quilt book to the guild auction, then bid on it to get it back.

Only a Quilter would drive 40 miles in a hurricane to attend a quilt show, but call out to have their dinner delivered because it's drizzling.

Only a Quilter's family would put up with, understand, and love a quilter.

By Tom and Madge Powis

2019 Elected Board & Committee Chairs

2019 EXECUTIVE BOARD

President
Vice President
Treasurer
Secretary
Program Chair
Program Chair Elect
Parliamentarian
Members-at-Large

Genelle Voorhees
Jan Nilsen
Carole Behlke
Jan Andrews
Janice Rodgers
Ann Nolen
Chris Nolen
Toni Anderson
Vicki David
Pam McVey
Heidi Mitarai
Margo Pitter
Mary Wood

Email Coordinator *
Fair Liaison
Field Trip
Friendship Blocks *
Historian *
Hospitality *
Library *
Membership *
Newsletter Editor
Nominating Committee*
Opportunity Quilt Ticket Sales *
Sew-A-Row *
Sewing Room Sale
Sunshine *
TSW (Technique Sharing Workshop) *
UFO Challenge
Videographer *
Website*
Welcoming Committee
Past President

Sharon Fry
Pam McVey
Marsha McAlpin
Heidi Mitarai
Sharon Fry
Carolle LeMonnier
Sharon Fry
Jan Andrews
Jim Jensen
Chris Nolen
Diana Watson
Jeanne Parent
Joy McGoran
Jan Westerman
Bonnie Butler-Sibbald
Ellindale Wells
Linda Hooper
Linda Hooper
Rhonda Denny
Jim Jensen

2019 COMMITTEES

Block-of-the-Month*
Boutique *
Budget
Challenge Quilt
Community Quilts *
Corresponding Secretary
Crafts Fair

Betsy Smith
Betty Upchurch
Carole Behlke
Elizabeth Marrs
Laura Barrett
Janice Juul
Bonnie Butler-Sibbald

* Standing Committee

Remember!

- NAME TAG • SHOW AND TELL • BEVERAGE CONTAINER •
- LIBRARY BOOKS • LUNCH • NO PETS • NO FRAGRANCES •
- REUSABLE PLATE AND FORK • CELL PHONE ON SILENT •

SRQG 2019 Calendar

MARCH

- 7** **General Meeting**
Introduction of the UFO Challenge
- 21** **Program Meeting**
Dora Cary: "Fearless Quilting"
- 22** **Workshop**
Dora Cary: "Beads and Strings"
Village Sewing Center
9:00 a.m. to 3:30 p.m.
- 23** **Tri-Guild Luncheon**
"Mad Hatter's Tea Party!"
Scottish Rite
11:00
- 28** **Board Meeting**

APRIL

- 4** **General Meeting**
Opportunity Quilt Raffle
Valley of the Moon Quilt Parade
Sew-A-Row #2 due

TSW: Barbara Courtelyou - "Easy Placemats"
- 18** **Program Meeting**
Petra Keller: "Crumb Box Treat"

TSW: Jackie Pitts - "Fabric Dolls"
- 19** **Workshop**
Petra Keller: "Don't Sweat the Small Stuff"
Village Sewing Center
9:00 a.m. to 3:30 p.m.
- 25** **Board Meeting**

Santa Rosa Quilt Guild Affiliates

BAY QUILTS

Sally Davey & Abbey Shane
5327 Jacuzzi St. #3-C
Richmond, CA 94804
(510) 558-0218

<http://bay-quilts.shoplightspeed.com/>
sfbayquilts@gmail.com
daveysally49@gmail.com

Monday - Friday 10:00 - 6:00
Saturday - Sunday 12:00 - 5:00

BOLT FABRIC AND HOME

Kate Barrett
219 N. Cloverdale Blvd.
Cloverdale 95425
894-2658

Tues. - Sat. 10:00 - 6:00
Sunday 11:00 - 4:00

<http://www.boltcloverdale.com/>
info@boltcloverdale.com

10% discount for SRQG members

BROADWAY QUILTS

Gery Rosemurgy, Owner
20525 Broadway
Sonoma, CA 95476
707-938-7312

www.broadwayquilts.com

Mon-Sat 9:30-5:30, 11-3 Sunday

CLOVERDALE QUILTING

Margaret Davids, Owner
111 Lake St.
Cloverdale, CA 95425
415-577-8407

<https://www.cloverdalequilting.com/>
cloverdalequilting@gmail.com

Hours by Appointment

MARIAN'S MAGIC NEEDLE QUILTING

Custom Machine Quilting
Marian Drain
1140 Sanford Ranch Rd.
Ukiah, CA 95482
472-0195

Hours by Appointment

cuddletimequilts@me.com

MEISSNER SEWING & VACUUM CENTER

James Meissner, Owner
P.J. Lytton, Store Manager
Authorized Baby Lock, Brother, Bernina,
Janome and Gammill Dealer
1455 Santa Rosa Ave.
Santa Rosa, CA 95404
707-575-5259

<http://www.meissnersewing.com/>

Mon - Fri: 10:00 to 6:00
Saturday: 9:00 - 5:00

QUILTED ANGEL

Barbara Meikle
200 G Street
Petaluma, CA 94954
707-763-0945

Seven days a week
11:00 - 4:00

<http://quiltedangel.com/>

QUILTED VINE

Machine Quilting
Lynda McLean
2080 Mt. Olive Way
Santa Rosa, CA
707-528-4256
707-318-1940

Hours by Appointment
quiltedvine@sbcglobal.net

VILLAGE SEWING CENTER

John Furtado
506 Lewis Rd.
Santa Rosa, CA 95404
707-544-7529

Monday - Friday 10 am to 6 pm
Saturday 10 am to 5 pm

<https://villagesewing.com/>
john@villagesewing.com

Meissner
Sewing & Vacuum Centers

MEISSNER SAVINGS COUPON

Exclusive for Guild Members!

20% OFF

IN-STOCK ACCESSORIES & NOTIONS*

*Discount taken from MSRP on in-store purchases. Not valid with any other offers. Selection varies by location. In-stock items only. Some restrictions apply. See store for details.



Visit us at our NEW home at 1455 Santa Rosa Ave.
Now with more space for in-store events, fabric, and more of the products you love!

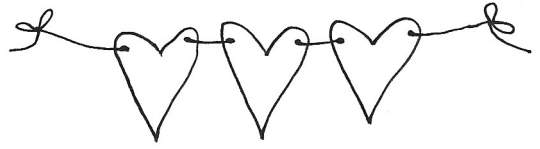
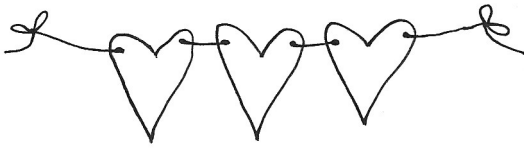


www.MeissnerSewing.com

PROUD TO BE AN AUTHORIZED DEALER
Availability varies by store.



| | | | | |
|--|--|---|--|--|
| Sacramento 2417 Cormorant Way (916) 920-2121 | Folsom 98 Clarksville Rd., Ste. 130 (916) 984-7071 | Roseville 9250 Fairway Dr., Ste. 110 (916) 791-2121 | Santa Rosa 1455 Santa Rosa Ave. (707) 575-5259 | San Jose 4688 Meridian Ave. (408) 264-4880 |
|--|--|---|--|--|



Local Quilt Guilds

- | | | |
|---|---|--|
| NORTHERN CALIFORNIA QUILT COUNCIL http://www.ncqc.net/ | Moonlight Quilters of Sonoma County http://www.mqsc.org/ | Petaluma Quilt Guild http://www.petalumaquiltguild.org/ |
| Carquinez Straight Stitchers (Benicia) http://www.cssquilter.org/ | Mt. Tam Quilt Guild (Marin County) http://www.mtqg.org/ | Piecemakers Quilt Guild of So. Alameda Co. (Fremont) http://www.piecemakersguild.org/ |
| Diablo Valley Quilters (Danville) http://www.diablovalleyquilters.com/ | Napa Valley Quilters Guild http://www.napavalleyquilters.org/ | San Francisco Quilters Guild http://www.sfquiltersguild.org/ |
| East Bay Heritage Quilters (Albany) http://ebhq.org/ | North Wind Quilters Guild (Fairfield) http://www.northwindquiltersguild.com/ | Santa Clara Valley Quilt Association (Campbell) http://www.scvqa.org/ |
| Guild of Quilters of Contra Costa County http://www.gqccc.org/ | Pacific Piecemakers Quilt Guild (Gualala) http://www.pacificpiecemakers.org/ | Sonoma Quilters United in Loose Threads http://sonomaquilt.webs.com/ |
| Ladies of the Lake Quilt Guild (Kelseyville) http://www.llqg.org/ | Pajaro Valley Quilt Association (Aptos) pvqa.org | Vallejo Piecemakers (Vallejo) http://vallejopiecemakers.org/ |
| Mendocino Quilt Artists Guild (Ukiah) http://mendocinoquiltartists.blogspot.com/ | Peninsula Quilters Guild (Redwood City) https://www.peninsulaquilters.org/ | |
| Monterey Peninsula Quilters Guild http://www.mpqg.org/ | | |

SANTA ROSA QUILT GUILD



CONTACT INFORMATION

PRESIDENT

Genelle Voorhees
president@srqg.org

VICE PRESIDENT

Jan Nilsen

NEWSLETTER EDITOR

Jim Jensen

MEMBERSHIP

Jan Andrews, Sue Gragg,
and Vicki David

PROGRAMS

Janice Rodgers

MEETINGS AND MEMBERSHIP

The Santa Rosa Quilt Guild meets the first and third Thursdays of each month (in December only one meeting is held on the first Thursday) at 10:00 a.m. at the Scottish Rite / Masonic Lodge in Santa Rosa, 600 Acacia Lane, between Mission Boulevard and Middle Rincon Road on Highway 12 east of Santa Rosa.

Membership dues are \$35 per year. The calendar year is January to December; new members' dues are prorated. Regular meetings, special programs, use of the extensive library, and special discounts from some affiliates are benefits of membership.

MEETING ETIQUETTE

- ◆ **Please avoid chit-chat while someone is speaking to the group.**
- ◆ Please peruse the Silent Auction and Boutique before or after the meeting--not during the meeting.
- ◆ Please, do not browse the speaker's sales table during the meeting.
- ◆ Please set your cell phone to silent mode or turn it off, and do not take photographs during presentations.
- ◆ At Speaker Meetings, please move to the center of the rows and eliminate empty seats so late-comers will be able to find a seat and not disturb the group.

Thank You Sew Much!

