



Stitch 'n Times

Santa Rosa Quilt Guild

P.O. Box 9251, Santa Rosa, CA 95405

February 2020 • Vol. 44 • No. 2

 Happy Valentines Day! 

President's Message

It is "Leap" year, so plan something special to do on Leap Day, Saturday, February 29. Our lives are so hurried and hectic at times and we put off calling friends we have lost touch with or not seen in a while just because we don't have thirty minutes to chat. Treat Leap Day as an extra day in your life that you have not had the prior three years, and won't have again until 2024. Use this day to do something special, meet friends for lunch, take time to read a book, or invite friends over for a sew day at your house. With all the turmoil of the fires in Australia and around the world, take this one day to do something that will make you feel good.

 Genelle Voorhees

Treasurer's Report

The results are in for 2019...

I would like to share with the group that our financial performance is strong and solid going into 2020. This is a shout-out to the committee chairs and elected board members who work so hard to stay both within the budget allotments and the guild's purpose to inspire and educate the members on all aspects of the quilting art.

Income comes primarily from membership dues, our Opportunity Quilt, and the Boutique. In 2019 the income target was \$41,900 and we actually reported \$44,000. What is not included in those figures are the workshops and PIQF bus trip, which are self-supporting.

The guild expense budget was forecast at \$41,900 and we actually recorded \$41,494 in expenses for 2019. Right on target!

I will be happy to share any further details with the membership. Send me an email and I will look into your question.

The Budget for 2020 was approved by the Board and closely follows the path of the last few years.

I encourage every one to support the Boutique and the Opportunity Quilts as they provide the funds for us to keep the workshop fees and membership dues at a very reasonable level.

And to follow up on the recent presentation by Laura Barrett and Vicky David, the guild has received from eScrip and Smile Amazon almost \$1,000. Please keep up the good work.

 Carole Behlke, Treasurer

A WORD OF CAUTION! We are a group of women and men who look out for each other.

For everyone's safety and peace of mind, please maintain your vigilance about your purses and wallets.

Don't leave them lying around open when you are elsewhere in the room.

As Mae West once said, "I generally avoid temptation unless I can't resist it."

Needle and Thread

by Jim Jensen

“Gratitude” has been an on-going topic in many “Stitch’n Times” articles. I reached out to the membership to give them an opportunity to express what has made them feel grateful. This is the concluding article. Thank you all for your responses.

A Friend In Deed Continued

I went to my first meeting on September 5 and was warmly greeted by Rhonda who directed me to sit with Lonnie. These two ladies were so warm and friendly, I joined the guild that day.

Following my joining the guild, Sharon Fry sent out an email that a member had a sewing machine table that needed a new home. I had just started looking for a sewing machine table and was hesitant to spend a lot of money on one. I contacted Elizabeth McDonnell who was giving away the table, and she indeed gave it to me. I was so grateful for this table.

This act of kindness, again, assured me that in joining SRQG I was among some wonderful people, and for this I am grateful to be a part of such a warm and kind group of people.

~Diana Codding

I’m so grateful for all the loving outreach and support after my wife died. The cards and the offers of assistance are truly appreciated. It is a real blessing, and just shows what a loving group of women belong to the guild.

~Bob Oliver

Generous Grandmas - When my granddaughter was coming for a visit from San Diego, I asked Cathy Conover if she had portable crib and booster seat I could borrow. Cathy told me the visit would go so much better if I had those items so she brought them to me as quick as a wink. The next time my granddaughter came, Cathy’s items weren’t available so I reached out to the guild via email (what a marvelous tool!) for a loan of a portable crib, a gate for safety on the stairs, and a booster seat for a better dining experience at home. I was not prepared for the generous response of our guild members, both for what I wanted and for those things I didn’t even know I needed. Cheryl Ogle responded very quickly and at that time we didn’t even know each other that well. Joy McGoran and Cheryl are very good friends; Joy has been the transporter of these baby items on

Needle and Thread continued

many occasions. Cheryl also told me of local places we could visit with my granddaughter. On another visit, my daughter’s friend also came along with her toddler son, and we needed another booster seat. This time Cathy Eddy came to the rescue. When I picked up the seat at her house, I got a tour of her wonderful quilts and came away with some marvelous toys to borrow. As Cathy advised me, a granddaughter getting older needs some fun toys! Janet Tonkin also gave me some marvelous wooden puzzles which my granddaughter looks for each time she comes for a visit. I am extremely grateful for my generous grandma friends.

~Laura Barrett

I received a request to help finish a quilt made by the mother of a soccer coach who had attended SSU at the same time as my oldest son, so I volunteered. When I picked up the blocks, it was a nightmare. The blocks were all different sizes and types. When I mentioned my quandary to Linda Hooper, she immediately said “bring them over.” We spread them out on her large table, made a plan and we sewed all afternoon until it was finished. It was so nice of her because without her help, I hate to think what it would have looked like. They were delighted with the result and made a nice donation to the guild.

~Linda Ziemer

I am a new member and I want to thank everyone for making me feel welcome at the last meeting. Especially my dear friend Janet Shore. Thank you to all.

~Maria Torres

I began teaching a quilting/sewing class in February last year at a local residential treatment program for women in Santa Rosa with the idea that a few of the women might be interested. Turns out most of them were eager to make something pretty and cozy. My supplies were quickly being used up.

My guild friends came to my aid with many donations. Amazing projects were shaping up but I just didn’t have enough “me” to go around. Two quilting angels showed up and saved the day. I want to profusely thank Katie Zils and Vicki David for their loving help. We are nurturing some good experiences with women who are working so hard to make positive changes in their lives.

Thank you all for your support and gifts to this little class. We can always use any fabrics, batting, and other supplies (hint, hint) as you find them in your stashes. With quilter’s love,

~Judith Clarke

Needle and Thread continued →

Needle and Thread continued →

Needle and Thread continued

You would be totally wrong if you thought Jan Andrews was just the pretty face who bugs us to pay our dues on time each year. Jan works behind the scenes to make our guild flow as smoothly as it does. She has worked on Membership for years welcoming “newbies,” as she calls them, and compiling information to keep our Guild Roster up-to-date. Jan served as our President, as well as being our Secretary for many terms. If you have never served as a secretary, you have no idea how much talent it takes to record what is happening at the guild meetings, as well as board meetings. After thirteen years of dedication, Jan took a break this year from being Editor for a newsletter that makes our guild very proud. Jan’s generosity comes in many forms, including her wry sense of humor. With all of the time that Jan devotes to make our guild a more special place, how Jan finds time to work on her fabulously meticulous quilts is a secret we would all like to figure out. Even though Jan and I rarely get to spend time together at a meeting, she has always been there for me.

~Sharon ‘the Librarian’ Fry

I had surgery a little over a year after I joined the guild. There were complications from that surgery and I was given antibiotics that resulted in my having a “frozen shoulder” that lasted nine months. Over the course of those months, countless acts of kindness were bestowed upon me by various guild members: My name was written for me on the membership sign-in sheet, (and that person ALWAYS asked how I was doing), someone would give me a hug or an encouraging word, one guild member cut some strips for me one day, some members took my bags to the car, another asked if they could pick me up something from Costco on their way home, and yet another member finished a quilt I was working on to cheer myself up. It is called my “Comfort Quilt” and I go to it any time I need an extra “hug”. These acts of kindness made me realize that I have a great group of friends who just also happen to share a love of quilting.

~Caroline Pope

Late last year I broke my ankle at my son’s home in Washington and I wound up living with him and his family for 2-1/2 months. I was so appreciative of the many cards, e-mails, and phone calls I received. It really brought such joy to the day and I will always be grateful.

~Carolyn Meigs

Needle and Thread continued →

Needle and Thread continued

As I write this, it was exactly two years ago today that my family was able to return to our home following the fires. During those twelve days of evacuation, Jim Jensen brought news of our quilt guild members with phone calls and emails. I appreciated the countless hours he spent reaching out to us and compiling information to share, even though he was packing and unpacking his own family for evacuation. He was our warm, comforting glue during that time. The first time Jim attended a SRQG meeting he asked how he could help with library tasks. He continues to be there when anyone needs a calming influence and a hug. We are always surprised when Jim presents a beautiful quilt at Show-and-Tell (always a loving gift to give away to someone special) because Jim’s arm is so often raised as he volunteers for tasks, and we do not know how he finds time to create. Jim’s presence at our guild is a splendid gift, and all who have had the opportunity to know him are enriched. I could go on and on and on with illustrations of how Jim has touched so many of us, but as he has lifted his arm and is now our Newsletter editor, I am going to have a hard enough time getting him to include my thoughts about him in the “gratitude” article. Thank you, my friend.

~Sharon ‘the Librarian’ Fry

Here’s to all of us having many more reasons to be grateful in 2020.

Jim



Programs and Workshops

A calendar with the full schedule of this year's programs and workshops is available on our website at <http://www.santarosaquiltguild.org/programs.php>

February 20 and 21, 2020

Colleen Granger

Program: "Playing with Precuts"

Workshop: "Chugach Range"



Our speaker at the February 20 meeting will be Colleen Granger. She began quilting in 1998 as the result of a dare and has been enthusiastically creating fun and exciting quilts ever since.

She has published over twenty patterns, self-published three books, and her book, **Circle Quilts**, published by C&T Publishing in 2011. She also designed for quilting magazines as well as P&B Textiles and Timeless Treasurers. She also hosts Quilting Retreats in Duncan Mills along the Russian River.



Her lecture at our meeting will be "Playing with Precuts." She will share many diverse projects that can be created using those addicting packets. The workshop the following day will be one of her patterns that uses a jelly roll. The quilt pattern is named "Chugach Range" after a mountain range in Alaska. It is created with 40 2-1/2 inch strips. The

border is optional. It uses a design wall to get the proper balance and flow of colors. Colleen says it a great, exciting, one day class!

This workshop is now full, but you can still sign up on the waiting list.

Inspiration for this month: You don't have to be perfect to be amazing!

Workshops Coming Up:

April: Sue Fox and Julia McLeod - Block piecing adapted to silk, linen, wool, and other fibers

May: No workshop, but we will have a free sewing day.

Programs and Workshops continued →

March 19 and 20, 2020

Lisa McKissick

Program: "

Workshop: "Laura Heine-style Collage Quilt"

March Program Lecture on March 19th at our meeting will be presented by Lisa McKissick. "Around the Cutting Table" is an entertaining, humorous, and touching lecture to take you on a delightful journey of many years of quilting, stitching and binding our lives together. It includes stories about weddings, births, parties, and hilarious escapades of quilters near and far.



Workshop – Friday, March 20.

Collage Quilting – Laura Heine technique

Make any collage pattern from Laurie Heine or teacher Lisa McKissick, learning this fun collage process. Lisa will guide you through preparation, planning, color, and placement to create your own delightful work of art! No sewing machine necessary for the workshop.

Required: Steam-a-Seam-2, collage

pattern or drawing, Micro-serrated scissors, pattern ease, background fabric per pattern and lots of little bits of flower and texture fabric.

Skill level: beginner.

Workshop will be held from 9:00 – 3:30 at the Luther Burbank Art and Garden Center. Preregistration required. Contact Program Chair, Ann Nolen with questions.

You can find out more about Lisa McKissick on her website: www.cosmoquilts.com



Ann Nolen

Opportunity Quilt

"Stargazer"




Well guild members, you have two months to purchase the winning ticket for the "STARGAZER" Opportunity Quilt.

The Quilt will be on display and raffle tickets for sale at the Cloverdale Citrus Fair, February 14-17, Friday to Monday at the Cloverdale Fair Grounds.

We are looking for members that will sell tickets in three hour shifts each day. See FRANCES or ALANA to sign-up if you would like to assist the Guild. The only condition the Fair gave us is that sellers must purchase a ticket for their entrance. Seniors entrance (62 years +) is \$5. General admission is \$9.

This is one of the last opportunities we will have to sell tickets in the surrounding communities. We hope everyone has purchased or sold their \$20 worth of suggested ticket sales.

Thank you to all that have supported the Guild this year.

 Frances Evans
Alana Colburn

Cloverdale Citrus Fair

California Dreamin' is this year's theme for the Cloverdale Citrus Fair which runs from February 14 through 17, 2020.

Santa Rosa Quilt Guild offers an award of \$25.00 and a rosette for the Best Hand Quilted quilt and \$10.00 and a rosette

for Best Use of Color and Design in the Youth Department. We hope to have a great showing this year as the quilts hanging in the exhibit hall add so much to the fair.

 Pam McVey



Board Meeting

The next meeting will be

February 27, 2020

10:00 a.m.

Veterans Building, North Room

All Members Are Welcome

Block-of-the-Month

Hearts A Flutter

Welcome to February's BOM; as per our theme it's seasonal and fun. If you guessed hearts - you're right! So get two red fabrics and a white tone on tone fabric and start falling in love.

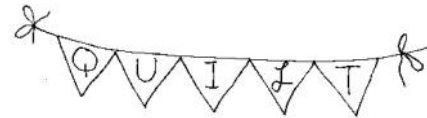
Betty Upchurch will have a sample of what four of these blocks with sashing look like.

It's adorable and it will definitely inspire you to make lots!

Go to <http://www.santarosaquiltguild.org/block.php> for all the details.

By the way, our January block was a hit. We have at least 44 blocks, so they'll be more than one winner next meeting! Yeah!

 Joanie Bellinghausen
Carolle LeMonnier



Technique Sharing Workshops

On February 20, Toni Anderson will demonstrate "Text Trapunto". On March 5, Betsy Smith will offer a refresher demonstration about Zentangles, which are basically doodles that we can use in free-motion quilting, as was shown by our January guest speaker, Mel Beach.

Note to all --- by popular request, Toni Anderson will teach us how she made the wonderful fabric roses for Genelle's surprise basket at the April 16 TSW.

I would like everyone's ideas for a "Sewing Room Organization" handout and TSW group discussion to be held this summer. We have such an innovative group that I am sure our creative spaces are models of organization and useful storage (*well mine isn't but maybe yours are?*). Let's have fun with this topic! Please send me your suggestions, and requests for future TSW topics. Thanks to all our past and future presenters. You are terrific!

 Bonnie Butler- Sibbald

Ride Sharing

Would you like to volunteer transportation for those who no longer drive? I want the initial contacts to go through me, hopefully pairing people in nearby neighborhoods. Once connected I leave you to yourselves to make arrangements. If you can provide a ride, call or write me with your specifics and I will set up a ride share. Likewise, let me know if you would benefit from a ride. No one should ever miss a meeting because of transportation.



Sewlutions

Going on a quilt retreat? Aren't you the lucky one! Retreats are one of the most fun ways to not only get a lot of work done on your quilts, but are a magnificent opportunity to forge lifetime bonds with fellow quilters. You will learn new things, I guarantee you, and you may be able to share your experience and knowledge with others too.

One thing that will make your quilt retreat even better is to be prepared. Here is a list of things you may find will come in handy for a retreat:

For Sewing – Rotary cutter, scissors, small cutting mat, ruler, foot pedals, neutral thread, pre-wound bobbins, pins and pin cushion, needle threader, 1/4 inch foot, walking foot, seam ripper, mat to put under the machine to keep from slipping, spray bottle for ironing station, wooden seam presser, portable pressing surface, mini iron, extra machine needles, spare rotary cutter blades, fabric basting glue, fusible web, marking tools, specialty rulers, freezer paper, batting.

For Comfort – Extra lighting, snacks, water, layers, slippers, personal cup with a cover, cushion or special chair, your own pillow, a good book.

And, of course, for FUN – Wine and Chocolate!

Have fun and make the most of your time at your next retreat. Fingers crossed for many completed projects and good memories.

 Toni Anderson

**A MISTAKE REPEATED MORE THAN
ONCE IS A DESIGN DECISION.
~ MEL BEACH**

UFO Challenge

The UFO's are coming! The UFO's are coming!



Invest in your tenacity. Put down your \$5 and proclaim your intention to complete a project. You get to say if you will complete it down to the binding and label, or just get that pesky top done, or something in between.

Pick out a project that you just haven't been able to move ahead on. Bring that project to the March guild business meeting on March 5 for the UFO challenge. Tell us what portion of the project you want to complete and put down your \$5. Amazing how much motivation that \$5 will buy.

And the best part? In September when you bring your completed project back, you get not only your \$5, but also a fat quarter and chocolate, as well as the admiration of your guild buddies.

I invite you to come, participate, play!

 Ellindale Wells

Sew-a-Row

Welcome to SRQG Sew-a-Row for 2020. Would you like to try a new technique, color scheme, or theme that you might not normally do? Sew-a-Row is a great way to spread your wings and give something a try. Since you only have to do one row or around a medallion, the time commitment is minimal. We have about twelve rows for adoption right now and could certainly use some more starters. Check out the website for the rows available and start creating!! I also need some help managing this program, so if you would like to help out, please let me know!

 Betsy Smith



Anyone who works on a quilt, who devotes her time, energy, creativity, and passion to that art, learns to value the work of her hands. And as any quilter will tell you, a quilter's quilting friends are some of the dearest, most generous, and most supportive people she knows.

~ Jennifer Chiaverini

Library News

Library News continued

I HAVE ADDED SOME UPDATES TO THE LIBRARY REPORT DUE TO OUR MOVE FROM THE SCOTTISH RITE.

Because our library books, magazines, and DVDs are currently in a storage unit, email Sharon "the Librarian" Fry with your requests for items.

The following is a list of the books that came into our possession since our last newsletter. For images of the covers and more detailed descriptions of the items, just click on LIBRARY on our website www.santarosaquiltguild.org. Linda Hooper has written easy-to-understand directions about how to utilize the library site. To locate her instructions, click on the underlined "here" in the second paragraph at the top of the library page. Let me know if you would like guidance with the site and we'll sit down at the Library's laptop computer after a meeting. *A hint: if you are looking for an author, remember to type in the last name first, and if you are searching for a book title, type in the first "important" word leaving the a, an, and the's 'til the end.*

Want to know what our **Go! Baby Accuquilt cutting system** is all about? Type in Go! in the Search box at the top of our website's Library page and learn not only what it is, what it does, but also find a list of our dies. You can also find all of our Go! "toys" listed at the bottom of the

Go! Baby cutting machine with us. Also, a thank you to Linda Silva for giving our guild the next-larger size of cutter and many dies that she won in a raffle. Reserve the machines and dies just like a library book. Yes – we give (free) lessons! NOTE: CONTACT JAN "MS. SUNSHINE" WESTERMAN" TO BORROW THE MACHINES AND DIES.

Our brand new library items:

WOOL, NEEDLE & THREADS – The Go-To Guide for Wool Stitchery by Lisa Bongean – an excellent book recommended by Carole Behlke

THE QUILTER'S NEGATIVE SPACE HANDBOOK – Step-by-Step design Instruction and 8 Modern Projects by Sylvia Schaefer – recommended by Jana Ulmer

MIX IT UP! – 16 Quilts from Cake Mix (10" squares) and Cupcake Mix (5") Papers compiled by Lissa Alexander for Moda All-Stars – requested by Mary Ann Hayre

QUILTFOLK – ISSUE 13 – MINNESOTA (the magazine that is more like a book due to the quality of

printing and lack of advertising) - a variety of very interesting articles, the childhood home of author Laura Ingalls Wilder, the musician Prince (who called Minneapolis his home, so he said it had to be cool!), Karen McTavish (who invented the machine quilting style of "McTavishing"), Cherrywood Hand-Dyed Fabric Company, and so many more

GINGERBREAD COOKIE Accuquilt Go! die – 3-3/8 wide by 4-1/2" high finished (#55862) – use with the 6 x 6" cutting mat – This would be really cute for a Sew-a-Row project, Holiday cards, Gift tags ~~ decorate with rick-rack, buttons, embroidery, bow ties, scarf, hat . . .

SLEIGH (5-7/16" wide by 4" high), REINDEER (5-5/8" wide by 5" high), and two SNOWFLAKES (3-3/4" wide by 4-1/4" high, and 3-1/3" wide by 4" high) all contained in one Accuquilt Go! die (#55322)– use with the Go! (not the Go! Baby); use with a 10 x 10" cutting mat – Think Holidays 2020!

RICK RACK Accuquilt Go! die – two sizes in one die ~~ one 2" across, the other 4". Use with either the Go! or the Go! Baby machines. (#55056). These wavy strips can be used around the borders of quilts, as well as dividers on Sew-a-Row quilts. Check out the Accuquilt website for ideas on how to use in a quilt project. Hint: Apply fusible web to the wrong side of fabrics before cutting, then fuse to project and appliqué around the edges. Use with a 6 x 24" cutting mat.

Be sure to let me know if you find an item that our library "needs" (books, DVDs, and Go! Baby dies, magazines).

Have you pawed through the ever-growing box of rulers, templates, and stencils that have been donated to our library for members to check out? NOTE: BETTY UPCHURCH IS STORING THE STENCILS, AND HEIDI MITARAI HAS THE RULERS AND TEMPLATES AT HER HOME. Let them know what you need and they will schlep them to a guild meeting for you to borrow.

Need a fabric pen to sign a block? Sharon 'the Librarian' Fry will loan her personal collection during meetings. Tip: Iron a piece of freezer paper to the back of the area before signing so the fabric stays taut.

And don't forget that we have magazine subscriptions to:

FONS AND PORTER'S LOVE OF QUILTING, AMERICAN QUILTER, QUILTMAKER, QUILTING ARTS MAGAZINE, and MODERNE.

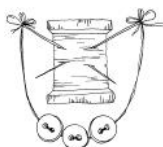
Library News continued ➔

Library News continued Page 8 ➔

Community Quilts

Community Quilts donated a total of 1195 quilts to the community in 2019. Our deepest thanks to all who participated, and we're looking forward to 2020.

Sutter NICU	10
Memorial NICU	110
Public Health Nurses	90
Valley of the Moon Children's Home	100
Catholic Charities	17
Local Veterans	582
Residential Care Homes	12
Senior Social Club	10
Emancipated Youth	18
Verity	10
YWCA	10
Memorial Pediatrics	10
Doll Quilts	208
Raffles	7
Other	1
Total	1195
Hats	35
Scarves	65
Bags	23
Placemats	519
Placemats – Christmas	225



Pam Beebe
Laura Barrett
Nancy Stedman
Janet Tonkin

Change of Information?

Don't forget to notify the Membership Crew

Thank you!

Friendship Blocks

This month is starting off with some very good ideas for upcoming Friendship Blocks. One will be a paper-pieced project; another will be an applique block design, and the third a request for pieced blocks. These are still in the planning stages but will be coming soon so stay tuned! The updated credit list is now on our website; check it out. You only need three credits, and an idea for blocks to get started. If you need help just email me and I will help you figure it all out. Also, don't forget, the way to get credits is to make Friendship Blocks. We request that you make only one block per project, so one block on three different Friendship Block projects in progress is all it takes for you to make a request for your own.



Heidi Mitarai

Library continued

We also have many past issues of:

PRIMITIVE QUILTS AND PROJECTS, MINIATURE QUILTS, Japanese magazines, QUILTMANIA (European), and QUILTERS NEWSLETTER (all of the issues since the very beginning until October 2016 when, sadly, they quit publishing).

Wearing your nametag is a huge help to everyone. This is an excellent way for us to get to put names and faces together.

Check out as many of our more than 3,447 books, DVDs, and CDs, plus magazines, (and Go! cutting equipment, templates, stencils, and rulers as you wish) ~ just remember to return them to the very next meeting, pretty please, as there are so many members in the guild who also wish to use the items.

Our library needs many, many volunteers. You do not need to formally sign-up to help – we'll take whatever time you can spare before or after any meeting. If you do not like the job you are given, don't be shy – let us know what you would rather do. I can never thank everyone enough for their assistance and support with making our library the best in the entire world!



Sharon
'The Librarian'
Fry

New Members

We always celebrate the addition of new members to the Santa Rosa Quilt Guild, and appreciate the new energy and ideas they bring with them.

Please make it a point to extend a warm welcome to these new members who joined us since our last issue.

Michelle Marcotte

Sharon Marich

Elizabeth Ogden

Gale Valentini

Patty Zack



Welcome!

Wine Country Quilt Show



Attention! It is that time again; time to submit your quilts for the 2020 Wine Country Quilt Show. You can enter on line www.mqsc.org/quilt-show-entry-info. Deadline for entries is April 5, 2020. We are only doing online entries this year to save costs and assure timely entries.

Thank you,
Trina Jahnsen, MQSC



Volunteer!

We have opportunities everywhere, and it's a great way to make new friends, and help our guild!



Council on Aging

The following article appeared in a recent edition of the Council on Aging's newsletter, "Sonoma Seniors Today."

This Christmas, Meals on Wheels clients will have an extra gift delivered with their meals – beautiful, handmade, quilted placemats lovingly created and donated by the kind-hearted and nimble-fingered members of the Santa Rosa Quilt Guild.

Guild member Barbara Cortelyou took on the hard work of coordinating the guild members to be sure they had the needed number of placemats for all Meals on Wheels clients. The Guild members provided their time and the materials to make them. The variety and creativity are wonderful.


Everyone brought their creations to the Guild's Christmas meeting at the Veterans Hall in Santa Rosa. Leigh Galten, Council on Aging's Volunteer Coordinator, joined them to accept the gifts on behalf of our Meals on Wheels clients.

The Santa Rosa Quilt Guild was established in 1976. It is a 501(c)(3) non-profit organization dedicated to preserving this country's quilting heritage, through the education and enhancement of quilt-making skills. Its members share a love of quilting and all things quilt-related. Because they are so welcoming to others who have similar interests, they have grown from a small group of founding members to more than 280.

The quilters also make comfort quilts to help those who are living with chemotherapy, quilts for the babies in neonatal care at Sutter and, starting in 2017, those who have lost their homes to the fires.

By Laurie Wachter, Council on Aging Editor, "Sonoma Seniors Today"

Sunshine



Knowing that someone cares can really make a person's day brighter. Please contact me by phone or email if you know someone who could use a card from the SRQG.

If you email me requesting that a card be sent, and do not hear back from me in a day or two, please re-send your request. I always acknowledge requests for cards.

Happy Sewing,



Jan Westerman
Ms. Sunshine

www.srqq.org

2020 Elected Board & Committee Chairs

2020 EXECUTIVE BOARD

President	Genelle Voorhees
Vice President	Jan Nilsen
Treasurer	Carole Behlke
Secretary	Jan Andrews
Program Chair	Ann Nolen
Program Chair Elect	Bonnie Butler-Sibbald
Parliamentarian	Jim Jensen
Members-at-Large	Toni Anderson
	Vicki David
	Alana Colburn
	Heidi Mitarai
	Margo Pitter
	Mary Wood

2020 COMMITTEES

Block-of-the-Month*	Joanie Bellinghausen
Boutique *	Betty Upchurch
Budget	Carole Behlke
Challenge Quilt	Debbie Faris-Cole
Community Quilts *	Pam Beebe
Corresponding Secretary	Janice Juul
Crafts Fair	Bonnie Butler-Sibbald

Email Coordinator *	Sharon Fry
Fair Liaison	Pam McVey
Field Trip	Marsha McAlpin
Friendship Blocks *	Heidi Mitarai
Historian *	Sharon Fry
Hospitality *	Carolle LeMonnier
Library *	Sharon Fry
Membership *	Jan Andrews
Newsletter Editor	Jim Jensen
Newsletter Proofreader	Sharon Fry
Nominating Committee*	Jim Jensen
Opportunity Quilt Ticket Sales *	Frances Evans
Sew-A-Row *	Betsy Smith
Sewing Room Sale	Joy McGoran
Sunshine *	Jan Westerman
TSW (Technique Sharing Workshop) *	Bonnie Butler-Sibbald
UFO Challenge	Ellindale Wells
Videographer *	Linda Hooper
Website*	Linda Hooper
Welcoming Committee	Rhonda Denny
Past President	Jim Jensen

* Standing Committee

Remember!

- NAME TAG • SHOW AND TELL • BEVERAGE CONTAINER •
- LIBRARY BOOKS • LUNCH • NO PETS • NO FRAGRANCES •
- REUSABLE PLATE AND FORK • CELL PHONE ON SILENT •

SRQG 2020 Calendar

FEBRUARY

- 6** **General Meeting ****
 General Meeting
 Quiltathon
 Guild Challenge introduced
 Sew-A-Row signups
 Veterans Building, East side of building
- 14 - 17** **Cloverdale Citrus Fair**
- 20** **Speaker Meeting ****
 Program: **Colleen Granger** - Playing with Precuts
 Veterans Building, East side of building
- 21** **Workshop *****
 Workshop: **Colleen Granger** - "Chugach Range"
 Luther Burbank Arts and Garden Center
- 27** **Board Meeting ****
 Veterans Building North Room

MARCH

- 5** **General Meeting ****
 General Meeting
 UFO Challenge begins
 TSW: Betsy Smith - Zentangle Quilts
 Refresher
- 19** **Speaker Meeting ****
 Program: **Lisa McKissick** -
 Around the Cutting Table
 Veterans Building, East side of building
- 20** **Workshop *****
 Workshop: **Lisa McKissick** -
 Collage Quilting Laura Heine Style
 Luther Burbank Arts and Garden Center
- 21 - 22** **Sonoma Quilt Show**
 Vintage House
 264 First Street East
 Sonoma
- 26** **Board Meeting ****
 Veterans Building North Room

** Meetings start at 10:00 a.m. unless noted.

*** Workshops start at 9:00 a.m.

Santa Rosa Quilt Guild Affiliates

BAY QUILTS

Sally Davey & Abbey Shane
5327 Jacuzzi St. #3-C
Richmond, CA 94804
(510) 558-0218

<http://bay-quilts.shoplightspeed.com/>
sfbayquilts@gmail.com
daveysally49@gmail.co

Monday - Friday 10:00 - 6:00
Saturday - Sunday 12:00 - 5:00

BOLT FABRIC AND HOME

Kate Barrett
219 N. Cloverdale Blvd.
Cloverdale 95425
894-2658

Tues. - Sat. 10:00 - 6:00
Sunday 11:00 - 4:00

<http://www.boltcloverdale.com/>
info@boltcloverdale.com

10% discount for SRQG members

BROADWAY QUILTS

Gery Rosemurgy, Owner
20525 Broadway
Sonoma, CA 95476
707-938-7312

www.broadwayquilts.com

Mon-Sat 9:30-5:30, 11-3 Sunday

CLOVERDALE QUILTING

Margaret Davids, Owner
111 Lake St.
Cloverdale, CA 95425
415-577-8407

<https://www.cloverdalequilting.com/>
cloverdalequilting@gmail.com

MARIAN'S MAGIC NEEDLE QUILTING

Custom Machine Quilting
Marian Drain
1140 Sanford Ranch Rd.
Ukiah, CA 95482
472-0195

Hours by Appointment
cuddletimequilts@me.com

QUILTED VINE

Machine Quilting
Lynda McLean
2080 Mt. Olive Way
Santa Rosa, CA
707-528-4256
707-318-1940

Hours by Appointment
quiltedvine@sbcglobal.net

VILLAGE SEWING CENTER

John Furtado
506 Lewis Rd.
Santa Rosa, CA 95404
707-544-7529

Monday - Friday 10 am to 6 pm
Saturday 10 am to 5 pm
<https://villagesewing.com/>



Local Quilt Guilds

NORTHERN CALIFORNIA QUILT COUNCIL
<http://www.ncqc.net/>

Carquinez Straight Stitchers (Benicia)
<http://www.cssquilter.org/>

Diablo Valley Quilters (Danville)
<http://www.diablovalleyquilts.com/>

East Bay Heritage Quilters (Albany)
<http://ebhq.org/>

Guild of Quilters of Contra Costa County
<http://www.gqccc.org/>

Ladies of the Lake Quilt Guild (Kelseyville)
<http://www.llqg.org/>

Mendocino Quilt Artists Guild (Ukiah)
<http://mendocinoquiltartists.blogspot.com/>

Monterey Peninsula Quilters Guild
<http://www.mpqg.org/>

Moonlight Quilters of Sonoma County
<http://www.mqsc.org/>

Mt. Tam Quilt Guild (Marin County)
<http://www.mtqg.org/>

Napa Valley Quilters Guild
<http://www.napavalleyquilts.org/>

North Wind Quilters Guild (Fairfield)
<http://www.northwindquiltsguild.com/>

Pacific Piecemakers Quilt Guild (Gualala)
<http://www.pacificpiecemakers.org/>

Pajaro Valley Quilt Association (Aptos)
pvqa.org

Peninsula Quilters Guild (Redwood City)
<https://www.peninsulaquilts.org/>

Petaluma Quilt Guild
<http://www.petalumaquiltguild.org/>

Piecemakers Quilt Guild of So. Alameda Co.
(Fremont)
<http://www.piecemakersguild.org/>

San Francisco Quilters Guild
<http://www.sfquiltersguild.org/>

Santa Clara Valley Quilt Association
(Campbell)
<http://www.scvqa.org/>

Sonoma Quilters United in Loose Threads
<http://sonomaquilt.webs.com/>

Vallejo Piecemakers (Vallejo)
<http://vallejiopiecemakers.org/>

SANTA ROSA QUILT GUILD



CONTACT INFORMATION

PRESIDENT

Genelle Voorhees
president@srqg.org

VICE PRESIDENT

Jan Nilsen

NEWSLETTER EDITOR

Jim Jensen

MEMBERSHIP

Jan Andrews, Sue Gragg,
and Vicki David

PROGRAMS

Anne Nolen

MEETINGS AND MEMBERSHIP

The Santa Rosa Quilt Guild meets the first and third Thursdays of each month (in December only one meeting is held on the first Thursday) at 10:00 a.m. at the Santa Rosa Veterans Memorial Building, 1351 Maple Street, Santa Rosa, California.

Membership dues are \$35 per year. The calendar year is January to December; new members' dues are prorated. Regular meetings, special programs, use of the extensive library, and special discounts from some affiliates are benefits of membership.

MEETING ETIQUETTE

- ◆ **Please avoid chit-chat while someone is speaking to the group.**
- ◆ Please peruse the Silent Auction and Boutique before or after the meeting--not during the meeting.
- ◆ Please, do not browse the speaker's sales table during the meeting.
- ◆ Please set your cell phone to silent mode or turn it off, and do not take photographs during presentations.
- ◆ At Speaker Meetings, please move to the center of the rows and eliminate empty seats so late-comers will be able to find a seat and not disturb the group.

Thank You Sew Much!

