



Stitch 'n Times

Santa Rosa Quilt Guild

P.O. Box 9251, Santa Rosa, CA 95405

May 2021 • Vol. 45 • No. 5

President's Message

One of our members recently asked me, "Why did the Board decide to continue charging \$35 for its yearly dues during Covid when we could not meet in-person?" I presented this question to our board members and they answered, collectively and overwhelmingly, "We love the guild and believe it is worthwhile to continue supporting it." The board also mentioned many of the continuing unknown costs and fees for:

- renting space to hold our meetings and workshops when we can again meet in-person;
- purchasing fabrics and batting for Community Quilts which have become more expensive, resulting in an increased budget;
- paying increased insurance fees;
- covering the growing demand for Fire quilts in our community, which has seen more need in the past four years and is likely to increase in the foreseeable future.

On the downside:

- there have been fewer funds flowing into our guild in the past 13 months as donations from organizations and individuals have greatly diminished;
- our silent auctions and boutique sales, present at every past meeting and the June Quilt Show, are non-existent;
- our storage fees for the library, community quilts, record archives, quilting supplies like irons and ironing boards, quilt racks, and microphone equipment experienced a significant increase when we moved from the Scottish Rite;
- many Guest Speakers have increased their fees, and fewer participants are signing up for workshops as in past years.

With Covid looming over us the past year, we purchased a Zoom contract to keep our guild moving forward with many meetings during the past eight months. These are just some of the great programs we continue to offer:

- Mystery Quilts
- Community Quilts
- Sew-A-Rows (SAR)
- Show-and-Tell
- Stitch'n Times Newsletters
- Placemats project
- Technique Sharing Workshops (TSW)
- Library (and More) Days!
- Programs and Workshops
- Board Meetings
- An occasional 5th Thursday Retreat
- Opportunity Quilt Program

We are also supporting special projects as requested from our members, not to mention the thousands of masks made for our community, family, and friends to help stop the pandemic.

We want to inspire our members to sew, quilt, and continue their loving support of our guild and community. I am very proud to be your president and say "THANK YOU" to all our new members, and to those dedicated members who have continued supporting us through these difficult times.

 Genelle Voorhees



Programs and Workshops

A calendar with the full schedule of this year's programs and workshops is available on our website at <http://www.santarosaquiltguild.org/programs.php>

May 20, 2021

Kellie Wiley

Program: "Little Quilts, No Big Deal"

May 21, 2021

Workshop: "Little Buttons, Crazy Quilts, and Stitches"

Program: "Little Quilts, No Big Deal"

Have you been intimidated by the construction of small quilts? Do you have pieces and scraps of lovely and sentimental fabrics that you have no idea how to use? Do you remember how to embroider all those cute stitches we did on pillow-cases?



Workshop: "Little Buttons, Crazy Quilts, and Stitches"

Kellie has the answers! An accomplished fabric artist and Zoom teacher, she will teach us what we can do and how to do it in small projects! I am taking registrations for this workshop now.

Update: Workshop Cancelled

Due to low guild program registration, Kellie will host this workshop directly on May 21 via Zoom for our guild members for \$45.00. Information will be sent to all guild members via email.



Bonnie Butler-Sibald

June 17, 2021

Janet Shore

Program: Trunk Show of her work (previously recorded)

June 18, 2021

Workshop: Sew Day hosted by Genelle



Our very own SRQG VIP member, Janet is very well known locally and regionally for her amazing quilt designs and creations. Tune in and enjoy Janet's infectious humor, be awed by her decades of quilts, and hear stories of her journey in quilting starting in the East Bay and settling into Santa Rosa. Questions and Answer session to follow.



Bonnie Butler-Sibald



Opportunity Quilt

Our beautiful new 2021 Opportunity Quilt, **FIESTA**, was unveiled in April. Here is more information about it:

- The drawing for this quilt will be April 7, 2022,
- Suggested donation for tickets is \$1.00 each or 10 for \$5.00
- Winner need not be present to win.
- You can take as many tickets as you like but stubs and monies must be turned in together. No need to prepay for the tickets.
- A new feature on the tickets this year is a “scan code,” you use your camera on your cell phone to align with the scan code, you will then receive a message at the top of your phone screen that will direct you to the Guild website. Touch the message to open the link and you will see a picture of the quilt and its history. This is a great opportunity to show the quilt to your family, friends, and neighbors in case they would like to purchase some tickets.
- We will begin distributing tickets beginning on Library (and More) Day , April 29, 2021, at the storage location,
- We have envelopes with one book of tickets for every member of the guild. We will distribute these by having someone available at the Library Day events, or have members take envelopes to the other members in their neighborhood. We'll have our table set up with the quilt and distribute tickets at our meetings, when we are able to meet again.
- Proceeds from this fundraiser help to defer the expenses of the guild,

DUE TO FEDERAL GUIDELINES WE ARE NOT ALLOWED TO MAIL TICKETS, STUBS OR MONIES.

If you have any questions, would like more tickets, or turn in stubs and money, please contact Alana Colburn or myself.

Thank you all for your help and support of the Santa Rosa Quilt Guild.



 Francis Evans

Block-of-the-Month

A dressy dress for May!

Roses are red,
Violets are blue.
We've got a super
spring dress block
Just for you.

Hey, it's May and the BOM committee has come up with a super cute 12-1/2" block spring dress that is just perfect for going to a church picnic! The background is light, the dress can be any color, and the contrast should, you know, contrast! It's a great pattern even with directional fabric, or floral print, or solid. It's so cute I've already made a wardrobe for the whole year! Directions are on the website at <http://www.santarosaquiltguild.org/block.php>.



Carolle LeMonnier
Joanie Bellinghausen

2021 Quilt Challenge

The theme for Quilt Challenge 2021 is “Rainy Days.” The most requested rain song is Purple Rain by Prince. Purple refers to God's grace. Other great rainy-day songs: Singing in the Rain; Somewhere Over the Rainbow; Raindrops Keep Falling on my Head; Have You Ever Seen the Rain; and Rainy Days and Mondays. I'm singing along in my head. Have you ever made a quilt with words? This might be good time to revisit one of these songs.

Awards will be given to those who best express the feel of rainy days. Quilts can be any size larger than 30" by 30". Awards will be given in categories for traditional quilts, art quilts, word quilts, pictorial quilts, and landscape quilts. Plan for the quilt challenge to be due in August.



Debbie Faris-Cole

Quilt Police



Color Wheel Carl

by Sam Gordon

One day in late November, Officer Carl stumbled on a 40 minute online video about color theory and now he tells everyone he studied art.

Many would call him a “know-it-all,” but in fact Carl knows very little. A more accurate description might be a “says-it-all”.

Carl likes to use intimidating words and phrases to criticize your color choices like: warm and cool colors, complimentary tones, hue variations, and of course “fighting my eye for attention.”

The content behind these words are a rigid technical view of colors that doesn’t include the ridiculously important emotional and psychological values we assign to color. But Carl hasn’t seen a video about that online yet, so he will continue giving out his unsolicited citations of stash taxes and neon fabrics prohibition.

Favorite Possession:

Sunglasses

Most Common Quote:


“Interesting Color choices...”



Here you go with Clue #5!

For this clue, you will make 12 blocks of the same layout with only one background square in a corner. Label the blocks as Block #5. Finally, a clue number and Block number that match!!

Clue #5



Block #5
Make 12

To recap: If you are keeping up, you should have completed the following through the first four clues:

Block 1 = 4 completed

Block 2 = 20 completed

Block 3 = 4 completed

Block 4 = 4 completed

Block 6 = 4 completed

for a total of 32 blocks so far.

We are well on our way!!



Carole Behlke



Remember Me ...

Julie Ferguson

Julie Ferguson passed away quietly at her home.



A picture that randomly pops up on my iPad was of the table runner I made from the fabric Julie gave us at Christmas in 2019 - a sign from Julie that all is well in the heavenly quilt world.

Julie and I randomly sat together at our first Moonlight quilt meeting I believe about 25 years ago.

Maryann Briedenich came and started a conversation about starting a mini-group. The rest is history of our "Sisterhood of the Stash"!

Our quilts will suffer without her math brain helping us muddle through our 1/4 inches. And her memory. And her beautiful quilts - the colors (blues and purples of course) - the thoughtfulness - the precision. And her subtle suggestions!

Our get-togethers will be a little quieter without our Julie."



Mary Nurmi

Library

Our COVID "staycation" has prompted many of us to tackle a year-long Spring cleaning that has generated all sorts of treasures to share with others. I have had many inquiries as to how to get those books, fabrics, kits, batting, notions, etc., into the hands of others.

One member suggested that we have a Silent Auction/Give Away Table at our Library (and More) Days, but at this time I cannot permit this as it might encourage people to gather too closely together.

Others have asked if I could store items in our rented storage unit, but there is not enough room.

If you have books that are not listed on our guild's Library List that you can hang onto until we meet again, I will be very happy to process them into our collection for all to enjoy in the future.

If you can pack items into boxes and store them un-

Library continued →

Sew-lutions



Choosing a thread for quilting can be a quandary for a quilter. Do you know which thread is best for your projects? I did some research and opinions do vary on this subject. I found an article written by long time quilter and teacher, Catherine Redford, to be very helpful in spelling out her thoughts on how to choose the right thread for the right project.

She suggests using a fine two-ply 50 or 60 weight thread for piecing. It allows her to sew a true quarter inch seam. She adds that it is best to use the same weight in the top and the bottom while sewing to maintain good tension throughout.

For quilting she suggests considering the thread choice depending on your desired overall look. You can use the same thread that you used for piecing, and a 50 weight is nice if you want to see all the stitches. But on the other hand, an 80 or even a 100-weight thread is better if you want the stitches to settle into your quilt top. Choosing a similar color will allow you to add texture, and you can quilt densely without worrying about thread buildup. If you want to add color and have your stitching really show up, move to a thicker 30 weight thread. Want to go bolder yet? Try a 12-weight thread. Just remember the higher the thread weight, the finer the thread.

Happy Quilting!



Toni Anderson

Library continued

til we can gather together again, that would be great.

Another idea is to take a photo and write up an explanation of items to be given away and email it to me to send out to everyone. People can respond to you and offer to pick up goodies from your front porch.

As the old saying goes, "one person's trash is another's treasure." Your items may be just what someone needs to fill the gaps in their stash and bring hours of enjoyable playtime.

Keep on cleaning – keep on creating.



Sharon
'The Librarian'
Fry

Baby Closet

May 2021,

Lombardi Campus in Roseland

The load-in has begun! The closet is filling up with baby booty and I cannot wait to share the photos when it is stocked. By the looks of my living room/warehouse the closet will be full in time for opening day on May 1. This is so exciting!

April turned out swell for the babies, their siblings, and their mothers. My friend, Tina W., purchased 19 outfits from newborn to 18 months. She was in Oregon where there is no sales tax, so she went into Costco and bought bulk. Once home, all of it was laundered and bagged according to size. There is so much kindness and thought in these wonderful gifts.



My brother, Ryan, and his gal left 38 pairs of socks on the porch, which inspired me to bite the bullet. I purchased socks from Amazon - 88 pair for a total of 126 pairs of socks from newborn to 3-T. I feel better about the socks now.

My friend, Pam B., dropped off seven lovely hardcover journals which makes a total of 77 that have come in. That is half of our annual target of 140. Yippy!

My friend, Charlotte, donated three bath sheets and matching hand towels in pink, blue and beige. From one towel I made six plush bibs - which is great because terry cloth is pricey even with a coupon. I acquired four additional yards from Joanne.com and made 24 bibs. I like the towels better because they are plush whereas the Joanne terry cloth is only okay. Babies are just going to burp on them. I do not know why I am being fussy about it.

I have made five of my bag sets to augment the bags already made. The clinic has requested 10 bags per month. I know I can make four a month. There are three empty quilted bags waiting in the wings that can be filled on-site from the inventory in the closet. There are individ-

Rollin' Rho continued

ual items such as socks, journals, receiving blankets, bibs, sweetie cats with dolly blankets and post cards with encouraging words. I made four sets of 50 for 200 uplifting beautiful post-cards. Now my task is to have them translated into Spanish. I am gifting the closet children's books that my kids and grandkids grew up with.



May's **challenge** is the **cat stuffy and small dolly blanket**. Each

bag has this set. The toddlers and preschool age children get the stuffy, dolly blanket, socks, (and books, while they last). Now, if one is inspired to make cats and blankies but does not want to mess with stuffing, I have a 10 lb. box of it here. Make the stuffy according to the instructions on the guild website:

(<http://www.santarosaquiltguild.org/tsw.php>).

Click the TSW page and scroll down to Rhonda Denny's Community Project where each item can be found. Clip the corners and curves, turn them inside out, then get it/ them to me. I am happy to stuff them myself if you do not want to mess with that part. These small, faceless kittens are super easy and very quick to make. So far, I have made 25 just in April alone. The blankets can be as simple or complicated as you like. I made one from red velour that is a rectangle. (Thank you, Diana C, for the red material.)

For those of you that find this project important and meaningful to the recipients please consider making something for them. For me when I was young, barefoot, and pregnant the handmade goods for my children inspired me to sew. I have gifted handmade baby goods ever since.

Please remember that items for the Baby Closet can be dropped off at Village Sewing Center. Just let me know that you dropped them there for pick-up as soon as possible. I will be joining Sharon Fry and her library crew on the next Library (and More) Day. If you have any questions or concerns, please call or email me. (My contact information is in the guild roster.)

Gratefully yours,

Rhonda Denny



Rollin' Rho continued →


Community Quilts

May is Quiltathon Month, the second one of the year. Again, this meeting we will be working and chatting by Zoom. There will be a video reminding you of all the steps that go into making a quilt at the quiltathon. So get a quilt to work on or some hand work or just join us to visit during the Zoom meeting. And remember! At lunch time you might want to have some pizza on hand to eat as we remember all the good pizzas the kitchen crew usually has for us.

In April, Laura and I took the 100 quilts to Valley of the Moon. It was fun talking to Brianna who works there. They had quite the adventure during the Glass Fire in October. Evacuating everyone and some of the kids were Covid positive and all those complications. They ended up spending two months at Sonoma State while the area around their building was made safe. They really are happy to have quilts as comfort for the kids.

Stay safe and well.

Thank you to all who so generously participate in making quilts for our community!

 Pam Beebe
 Janet Tonkin
 Laura Barrett
 Nancy Stedman

COMMUNITY QUILT SIZES

If you are making donation quilts on your own, these are the approximate sizes most needed.

32" x 40" Baby Quilts	For Sutter and Memorial NICUs, Public Health nursing, and teen moms. We provide kits for making the tops, or you may use your own fabrics.
40" x 60"	For Valley of the Moon and other organizations serving children in need. Please use bright colors for young children or fabrics that will appeal to teenagers.
50" x 65"	For 18 year olds aging out of the Foster Care system, and for women residing at the YWCA Safe House.
40" x 60"	Lap quilts for adults to be handed out by Secret Santa, women being served by Verity, seniors in local convalescent hospitals, and others.
Doll Quilts	For little girls and boys. We collect them throughout the year and donate during the holidays.

Technique Sharing Workshop (TSW)

The May TSW is so much fun! Not only the project, but Chris Bradshaw, Genelle's sister, is a riot!

She is going to demonstrate how to make fabric postcards. You can actually mail these to friends and family.



 Laurie Biundo

Placemats



I will start off by letting you know that so far this year we have filled a large plastic container with placemats, and that means we have made over 100 so far. I know that there are more to be turned in at our next Library and More day. Thank you all once again for your participation.

Last Friday I took the Jenny Lyons class on Free Motion Quilting and found it to be very inspiring. I have taken several classes on the same subject, but for some reason I think it might have clicked this time. She suggested that we practice at least 20 minutes a day for 21 days and we will become more relax and confident with the process. I plan to do this and see what happens. I will use placemats for my practice sandwiches and I'm hoping for the best.

Meanwhile keep making those placemats and maybe you can practice your free motion quilting at the same time.

 Barbara Courtelyou

2021 Elected Board & Committee Chairs

2021 ELECTED BOARD

President	Genelle Voorhees
Vice President	Jan Nilsen
Treasurer	Carole Behlke
Secretary	Jan Andrews
Program Chair	Bonnie Butler-Sibbald
Program Chair Elect	Elaine Ramires
Parliamentarian	Bob Oliver
Members-at-Large	Toni Anderson Vicki David Alana Colburn Heidi Mitarai Margo Pitter Mary Wood

2021 COMMITTEES

Block-of-the-Month*	Carolle LeMonnier
Boutique *	Betty Upchurch
Budget	Carole Behlke
Challenge Quilt	Debbie Faris-Cole
Community Quilts *	Pam Beebe
Corresponding Secretary	Janice Juul
Crafts Fair	
Email Coordinator *	Sharon Fry
Fair Liaison	Pam McVey

Field Trip	Marsha McAlpin
Friendship Blocks *	Heidi Mitarai
Historian *	Sharon Fry
Hospitality *	Carolle LeMonnier
Library *	Sharon Fry
Membership *	Jan Andrews
Newsletter Editor	Jim Jensen
Newsletter Proofreader	Sharon Fry
Nominating Committee	Bob Oliver
Opportunity Quilt Ticket Sales *	Frances Evans
Placemats	Barbara Courtelyou
Sew-A-Row *	Toni Anderson
Sewing Room Sale	Joy McGoran
Sunshine *	Jan Westerman
Technique Sharing Workshop *	Laurie Biundo
UFO Challenge	Ellindale Wells
Videographer *	Linda Hooper
Website*	Linda Hooper
Welcoming Committee	Rhonda Denny
Past President	Jim Jensen
Zoom Committee*	Ann Nolen
* Standing Committee	

SRQG 2021 Calendar

MAY

- 6** **General Meeting**
General Meeting:
Quiltathon
- 20** **Program Meeting**
Program: **Kellie Wiley** -
“Little Quilts, No Big Deal”
- 21** **Workshop**
Workshop: **Kellie Wiley** -
“Little Buttons, Crazy Quilts, and Stitches”
CANCELLED
- 25** **Board Meeting**

JUNE

- 3** **General Meeting**
General Meeting:
Award Nominations Due
Sew-a-Row Row - Row 3 Due
- 10** **Susan Silvey Sew Day**
- 17** **Program Meeting**
Program: **Janet Shore** -
“Trunk Show”
- 18** **Sew Day**
Sew day hosted by Genelle
- 24** **Board Meeting (if necessary)**

Note: In-person meetings have been discontinued until the current health crisis is resolved. Until then, all meetings will be conducted on Zoom. More information is available elsewhere in this newsletter, and on our website,
<http://www.santarosaquiltguild.org/>.

Santa Rosa Quilt Guild Affiliates

BAY QUILTS

Sally Davey & Abbey Shane
5327 Jacuzzi St. #3-C
Richmond, CA 94804
(510) 558-0218
<http://bay-quilts.shoplightspeed.com/>
sfbayquilts@gmail.com
daveysally49@gmail.co
Monday - Friday 10:00 - 6:00
Saturday - Sunday 12:00 - 5:00

BOLT FABRIC AND HOME

Kate Barrett
219 N. Cloverdale Blvd.
Cloverdale 95425
894-2658
Tues. - Sat. 10:00 - 6:00
Sunday 11:00 - 4:00
<http://www.boltcloverdale.com/>
info@boltcloverdale.com
10% discount for SRQG members

BROADWAY QUILTS

Gery Rosemurgy, Owner
20525 Broadway
Sonoma, CA 95476
707-938-7312
www.broadwayquilts.com
Mon-Sat 9:30-5:30, 11-3 Sunday

CLOVERDALE QUILTING

Margaret Davids, Owner
111 Lake St.
Cloverdale, CA 95425
415-577-8407
<https://www.cloverdalequilting.com/>
cloverdalequilting@gmail.com
Hours by Appointment

MEISSNER SEWING & VACUUM CENTER

James Meissner, Owner
Authorized Baby Lock, Brother, Bernina,
Janome and Gammill Dealer
1455 Santa Rosa Ave.
Santa Rosa, CA 95404
707-575-5259
<http://www.meissnersewing.com/>
Mon - Fri: 10:00 to 6:00
Saturday: 9:00 - 5:00

MARIAN'S MAGIC NEEDLE QUILTING

Custom Machine Quilting
Marian Drain
1140 Sanford Ranch Rd.
Ukiah, CA 95482
472-0195
Hours by Appointment
cuddletimequilts@me.com


QUILTED ANGEL

Barbara Meikle
200 G Street
Petaluma, CA 94954
707-763-0945
Seven days a week
11:00 - 4:00
<http://quiltedangel.com/>

VILLAGE SEWING CENTER

John Furtado
506 Lewis Rd.
Santa Rosa, CA 95404
707-544-7529
Monday - Friday 10 am to 6 pm
Saturday 10 am to 5 pm
<https://villagesewing.com/>
john@villagesewing.com

Many of our supporting Affiliate members are really struggling right now, like everyone else. They have been tireless supporters of SRQG. As they ease into reopening, please consider contacting them for your quilting needs, and keep it local.



Meissner
Sewing & Vacuum Centers

MEISSNER SAVINGS COUPON

Exclusive for Guild Members!

20% OFF

IN-STOCK ACCESSORIES & NOTIONS*

*Discount taken from MSRP on in-store purchases. Not valid with any other offers. Selection varies by location. In-stock items only. Some restrictions apply. See store for details.



Visit 1455 Santa Rosa Ave for Great Deals
on machines, supplies, notions, fabrics, vacuums, and more!

www.MeissnerSewing.com

Facebook, Instagram, Pinterest, YouTube icons



PROUD TO BE AN AUTHORIZED DEALER
Availability varies by store.



BERNINA

brother


JANOME Miele

RICCAR

Santa Rosa
1455 Santa Rosa Ave.
(707) 575-5259

Follow us on social media!
 Facebook: facebook.com/MeissnerSewing
 Instagram: instagram.com/meissnersewingandvacuum

Several ways to shop with us!
 • Curbside Pickup • Order Online & Pick Up In-Store
 • Order by Phone • Order by Email (Santa_Rosa@meissnersewing.com)



Local Quilt Guilds

NORTHERN CALIFORNIA QUILT COUNCIL
<http://www.ncqc.net/>

Carquinez Straight Stitchers (Benicia)
<http://www.cssquilter.org/>

Diablo Valley Quilters (Danville)
<http://www.diablovalleyquilters.com/>

East Bay Heritage Quilters (Albany)
<http://ebhq.org/>

Guild of Quilters of Contra Costa County
<http://www.gqccc.org/>

Ladies of the Lake Quilt Guild (Kelseyville)
<http://www.llqg.org/>

Mendocino Quilt Artists Guild (Ukiah)
<http://mendocinoquiltartists.blogspot.com/>

Monterey Peninsula Quilters Guild
<http://www.mpqg.org/>

Moonlight Quilters of Sonoma County
<http://www.mqsc.org/>

Mt. Tam Quilt Guild (Marin County)
<http://www.mtqg.org/>

Napa Valley Quilters Guild
<http://www.napavalleyquilters.org/>

North Wind Quilters Guild (Fairfield)
<http://www.northwindquiltersguild.com/>

Pacific Piecemakers Quilt Guild (Gualala)
<http://www.pacificpiecemakers.org/>

Pajaro Valley Quilt Association (Aptos)
pvqa.org

Peninsula Quilters Guild (Redwood City)
<https://www.peninsulaquilters.org/>

Petaluma Quilt Guild
<http://www.petalumaquiltguild.org/>

Piecemakers Quilt Guild of So. Alameda Co. (Fremont)
<http://www.piecemakersguild.org/>

San Francisco Quilters Guild
<http://www.sfquiltersguild.org/>

Santa Clara Valley Quilt Association (Campbell)
<http://www.scvqa.org/>

Sonoma Quilters United in Loose Threads
<http://sonomaquilt.webs.com/>

Vallejo Piecemakers (Vallejo)
<http://vallejopiecemakers.org/>

Santa Rosa Quilt Guild



www.santarosaquiltguild.org

PRESIDENT

Genelle Voorhees
president@santarosaquiltguild.org

VICE PRESIDENT

Jan Nilsen

NEWSLETTER EDITOR

Jim Jensen

MEMBERSHIP

Jan Andrews, Vicki David, Sue Gragg

PROGRAMS

Bonnie Butler-Sibbald

MEETINGS AND MEMBERSHIP

BY ORDER OF THE STATE OF CALIFORNIA, ALL SRQG IN-PERSON MEETINGS HAVE BEEN CANCELLED UNTIL FURTHER NOTICE. SEE DETAILS IN THIS NEWSLETTER ABOUT OUR ZOOM MEETINGS.

When we are able to meet again, the Santa Rosa Quilt Guild will meet on the first and third Thursdays of each month (in December only one meeting is held on the first Thursday) at 10:00 a.m. at the Veterans Memorial Building, 1351 Maple Avenue, Santa Rosa, California, across Highway 12 from the Fairgrounds.

Membership dues are \$35 per year. The calendar year is January to December; new members' dues are prorated. Regular meetings, special programs, use of the extensive library, and special discounts from some affiliates are just some of the many benefits of membership.



Santa Rosa Quilt Guild
P.O. Box 9251
Santa Rosa, CA 95405

May 2021 Newsletter