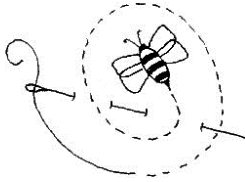




President's Message



Another month has flown by, and things are going very, very well for SRQG, thanks to all of our members working away to get the job done in a cheerful and cooperative way. Thank you all!

I want to thank Tera Antaree and Pam Beebe and their clan of helpers for organizing such a *fabulous* Quiltathon in February. I was amazed at how many people showed up to sit and sew and chat, and especially how many people brought sewing machines. It must be a new record, and thanks to some creative thinking by Janice Juul and Tera, the room was arranged to easily accommodate this beehive of activity. Thanks to everyone who gets involved with this project to help lighten the load for Tera and Pam.

Happy Quilting~

Jan Andrews

Programs & Workshops

PROGRAM MARCH 17, 2011 ~ "SCRAPS, SCRAPS, SCRAPS"

WORKSHOP MARCH 18, 2011 ~ "WE HAVE SCRAPS, NOW WHAT?"

Quilting has **Marie Strait's** passion for more than 38 years and she has taught nearly that long. The allure of color and shapes, a response to the tactile nature of fabric along with a genetic and emotional connection to her fore-mothers come together when she makes quilts.

Marie really likes scrap quilts and makes many. She feels the fabrics tell so many stories and bring back memories as well as feeding her need to use up what she has (and sometimes has a great excuse to buy more fabric)!

Marie's quilts are characterized by using lots of fabrics and an understanding that value of colors is far more important than color. She really enjoys taking traditional patterns and making them look fresh and new with color and layout changes.


Marie sometimes describe herself as a split personality quiltmaker, who enjoys putting a contemporary twist to traditional quilts and also finding pleasure and challenge in contemporary and art quilts.

"We Have Scraps, Now What?", March 18th, Luther Burbank Art and Garden Center, 2050 Yulupa Avenue, Santa Rosa. Sign up at the guild meeting! Cost is \$35 per person.



This class offers a choice between two basic 9 patch block variations and ideas for designing with the chosen block. Students will learn to use their scraps, be freer with putting fabric together, work with color values, and arrange blocks to make their own individual designs.

Participants will be encouraged to share their treasured scraps. This machine piecing class is appropriate for beginners and a fun design challenge for more advanced students.

 Janice Rodgers and Diana Roberts

Coming in April

Jerry Fujimoto has been quilting for ten years. He enjoys designing his own patterns, teaching and speaking. Most of his work has an Asian motif to it, although he has and will dabble in any other style of quilt. He finds the choosing of the fabric the most challenging and fun part of making a quilt. "I just love when you find just the right fabrics, what a rush!" Jerry enjoys teaching and the satisfaction of seeing the look on his students face when "it" all comes together. His trunk runneth over with his many design samples and projects he has completed. Jerry's lecture will be *Journey as a Quilter, a Trunk Show*. His workshop "Yotsu Maru" (Four Rounds) will be held on April 22, at the Scottish Rite Center. Pattern cost for class participants is \$5 and \$10 for non participants. Material suggestions are posted on the SRQG website. Actual cutting instructions will be available in the sign up binder. Check out his website, www.pocketquilting.com to see samples of his work.



Janice Rodgers and Diana Roberts

Boutique & Raffle

We would like to thank everyone for their enthusiastic support for both the Boutique and Raffle. Thanks also for the wonderful donations, items to sell and to go into the baskets. The extra items are really appreciated by everyone as it shows in participation and in sales by visitors as well as members. Thanks also for all the help setting up and taking down, making that task easier and faster.

There has been a lot of feedback on what a good selection we have for sale and what a great job Carol does with the raffle baskets and with Joni selling tickets. It all helps in getting old and new members involved, getting to know each other better, making OUR GUILD a great and enjoyable place to gather.

Make sure you come by the Boutique every meeting as we always have something new or old added; like the vintage hankies and linens just donated from someone's mother's estate. We look forward to seeing all of you, your positive attitudes, your lovely smiles and those who come by for a hug and say "Hello!" It helps lift our spirits and makes us feel better overall.



Betty Upchurch, Joni Passanisi-Poole & Carol Jarvis

Technique Sharing Workshops

Members and guests are welcome to attend any or all Technique Sharing Workshops (TSW). These workshops, which are free and usually short, occur after guild meeting lunch break. They are lead by our own guild members.

Don't forget to sign up for TSW in the binder in the back of the meeting room.

A special thank you to Jenine Giblin for filling in for Judy Baldwin at our February 17 TSW. Jenine demonstrated how to put together a pillowcase. We intend to make these pillowcases to send to our troops in Afghanistan and other difficult areas where our loyal troops are serving. Most folks wanted to see the demo to know exactly how to make this, so we hope that you've all gone on to making these clever pillowcases.

March 3 – Melissa Trunick will once again take us through her mystery quilt. Bring your machine, basic sewing supplies, and fabric cut according to the instructions. Supply list and cutting instructions are available on the website. This project is always a lot of fun and full of surprises.


March 17 – Cathy Rapp will show us different methods for binding and how to miter corners. No materials needed as this will be demonstration only.

April 7 – Phyllis Gallaway will demonstrate prairie points. These are always an attractive addition to your quilt or art project. No supplies needed as this is a demo only.

April 21 – Carol Jarvis will go over the requirements for entering your quilts in the Moonlight's Quilt Show. Pam McVey will go over the requirements needed for the county fair.



Kat Stephens



Library News

The following is a list of the books that came into our possession since our last newsletter. For images of the covers and more detailed descriptions of the items, just click on LIBRARY on our website www.santarosaquiltquild.org. Linda Hooper has written easy-to-understand directions about how to utilize the library site. To locate her instructions, click on the underlined "here" in the second paragraph at the top of the library page. Let me know if you would like guidance with the site and we'll sit down at the Library's laptop computer after a meeting. A hint: if you are looking for an author, remember to type in the last name first, and if you are searching for a book title, type in the first "important" word leaving the a, an, and the's 'til the end.

HAND APPLIQUE WITH EMBROIDERY by Sandra Leichner (recommended by Linda Ziemer) excellent directions for hand embroidery, and very charming patterns)

MARINER'S MEDALLION – Using Foundation Paper Piecing by M'Liss Rae Hawley (donation)

JAPANESE TAUPE QUILTS – 125 Blocks in Calm and Neutral Colors – Elegant Designs to Combine into Works of Tranquil Beauty by Susan Briscoe

1000 ARTISAN TEXTILES – Contemporary Fiber Art, Quilts, and Wearables by Sandra Salamony and Gina M. Brown

THE QUILTERS PATH – February, March, April 2011 – a quarterly directory of quilting events, quilts guilds, activities, and shopping opportunities in California, Oregon, Nevada

DIANA McCLUN & LAURA NOWNES TEACH YOU BEGINNING QUILTMaking (including a walk through Diana's quilting studio), a DVD – donated by Laura Nownes

MASTER MACHINE QUILTING – Free-motion stitching and Thread Sketching, a DVD by Susan Brubaker Knapp (requested by Carroll Hirsch)

QUILTING LINE+COLOR – Techniques and Designs for Abstract Quilts by Yoshiko Jinzenji (requested by Judy Mathieson)

DIGITAL ALCHEMY – Printmaking Techniques for Fine Art, Photography, and Mixed Media by Bonny Pierce Lhotka (requested by Cathy Ortelle)

Library continued →

Community Quilt Sizes

If you are making donation quilt tops on your own, here are the approximate sizes which best serve most of our recipients:

- 32" x 42" Baby quilts — Our biggest need!
- 40" x 40" -- 42" x 42" Toddler quilts in bright colors, or lap quilts in adult themes
- 38-40" x 48-52" Valley of the Moon (big kids)
- 40" x 60" Adult/seniors (only a few needed)

None of our recipients need anything larger than this. If you have enough to make a larger top, consider making it into two smaller ones, which can help two people, and are easier to finish.

Library continued

RICKY TIMS' KOOL KALEIDOSCOPE QUILTS – Strip-pieced (Requested by Phyllis Gallaway) by Ricky Tims (Really interesting technique with beautiful results – I love my new wall quilt!)

MARVELOUS MITERS by Susan K. Cleveland (Requested by Phyllis Gallaway)

INTERNATIONAL SUNBONNET SUE by Debra Kimball, M.D.


5-10-15+ FAT QUARTERS edited by Jeanne Stauffer (45+ projects from dog coats to quilts)

MAKING FACES by Maria Elkins (A DVD teaches us how to draw a face, appliqué, embellish) – (Requested by Cathy Ortelle)

If you are feeling lost at our wild and crazy guild meetings, come to the library corner. We can always use extra help, and if you don't like the job given to you, speak up and we'll find something better suited to your talents. The entire guild could not function without so many members pitching in to help.

Wearing your name tag is a huge help to everyone. This is an excellent way for us to get to know you.

Check out as many of our more than 2,500 books, magazines, and DVDs as you wish, and return them to the very next meeting, please.



Community Quilts

We just want to thank everyone again for making February's Quilt-a-thon so fun and so productive! The new room arrangement worked great for our increased number of sewing machines, which helped get even more done. We loved hearing how much you enjoyed it as well. It takes all of us, each doing the parts we like most, to create these beautiful quilts, full of love and hope and caring to share with those in need in our community.

Our guild will be holding a 5th Thursday Retreat on Thursday, March 31st at the Luther Burbank Art & Garden Center at 2050 Yulupa Ave. (south of Hoen) from 8:30am – 3pm. At the retreats, which the guild puts on whenever there are five Thursdays in a month, members may bring their own projects to work on, and/or participate in group projects going on that day, such as Community Quilts. We will have many quilts ready to be quilted with your walking foot or free-motion foot, as well as hand-work such



as we had at the Quiltathon, and some cute new kits to sew up. Coaching in machine quilting is also available – just ask! We hope you will join us for all or part of the day; you can come and go whenever you like.

Meg Easter-Dawson of the Valley of the Moon Children's Home will be at our guild meeting on April 7th, to receive all the quilts we have ready for the children who need to stay at the home. In addition, this year we are also hoping members can bring in other items which the center needs: suitcases (any size), decks of playing cards, and puzzles (max 500-1000 pieces) that our members no longer need. We won't have room to store these items, so please bring them with you on April 7th.

At each meeting, we have quilts that could be worked on at the meeting (hand-sewing labels and openings), and quilts that can be taken home to be turned and prepared for quilting, and/or to be quilted. We are happy to set you up with whatever you enjoy doing most, if you have some time to help. Just stop by our table and let us know.


Community Quilts continued →

Electric Quilt Club

February 10 meeting was fun: Jan presented a comprehensive review of obtaining fabric images from CDs and free online sources and Phyllis discussed scanning fabrics showed how to get images into the fabric libraries.

Meeting date and time: the result of the survey is overwhelmingly in favor of continuing to meet on the **2nd Thursday, at 10:30.**


Next meeting is **March 10, 10:30** - come a few minutes early to set up your computer, and load files, etc. The program presentations for that meeting are: how to put blocks that you have designed into the library to be available for use in other projects (Darlene Shumway) and Serendipity stuff (Chris Nolen.)



April 14 we hope to have Ginnie Isaacson, EQ rep, to show us some add on programs, books, etc. that work with EQ. Also, if we have time, Billie will discuss the node and grid settings for designing blocks, and Phyllis will compare the four options for "New Blocks". (if no time in April, we will feature these in May)

May 12 - we need a volunteer to become the expert in "using photos in your quilts."


No need to reserve in advance – just show up at the meeting with your laptop or a laptop buddy! If you didn't get an email with the handouts from the Feb 10 meeting, and you would like to be on the email list for this Club, please email Phyllis Gallaway and request to be added to the list.

•  Phyllis Gallaway •

Community Quilts continued

32" x 42" baby quilts will definitely be our biggest need this year, so if you are working on any tops on your own, or like to work on the baby quilt kits (packets available at meetings), that size will be the most helpful.

Thank you again for all your caring efforts!

•  Tera Antaree and Pam Beebe •

Pointless Sisters

The Pointless Sisters Spring Quilt Show will be at the Rincon Valley Regional Library from March 1 through April 25, 2011. There will be a variety of art and traditional quilts created by members of our Santa Rosa Quilt Guild's art quilt group. The highlight of the exhibit is the 2011 Challenge, "Just Say It," quilts using text or symbols as part of the design. A brochure about the show is available at the library information desk. The library is located at 6959 Montecito Blvd, Santa Rosa and the hours are: Monday and Tuesday 10 a.m. to 8 p.m., Wednesday – Saturday 10 a.m. to 6 p.m. and closed on Sundays. The library can be contacted by calling (707) 573-0162.

The Pointless Sisters art quilt group meets the fourth Tuesday of each month from 10 a.m. to 12 noon at the Luther Burbank Art and Garden Center, 2050 Yulupa Avenue in Santa Rosa. The group shares their work, discusses new trends in art quilt techniques, provides education programs and issues an annual quilt challenge. Currently the group is exploring color and design following the lessons in the book *Fearless Design for Every Quilter* by Lorraine Torrence and Jean B. Mills.

Program & Workshop News

The programs and workshops have been well received this year with the workshops filling quickly! Here is a quick look at the rest of this year's schedule!

March—Marie Strait will talk about Scraps, Scrap, Scraps. Her workshop "We Have Scraps Now What?" will teach you how to turn your scraps into beautiful quilts!

April—Jerry Fujimoto will talk about his journey as a quilter and have a trunk show. Make a wall hanging in his workshop "Yotsu Maru" (4 Rounds).

May—Rachel Clark not only is an art quilter but does lots of wearable art will present in May. In her workshop you may choose between making "Picture This Vest?" or "The Monster Purse"!

June—Will be the American Jane Story featuring Sandy Klop. In her workshop you can make "The Merry Go Round" quilt similar to Grandma's Flower Garden but without any Y seams!

July—Lura Schwarz Smith will talk about "Secrets of

Program and Workshop continued →

Sandy Cummins Workshop

Sandi Cummins, a dear soul with a ton of creativity. This was the first workshop I've taken in my three-year tour with the SRQG based on name recognition rather than interest in the project. I signed up the first day signups were allowed, I knew her workshop would be popular and it was a sellout!

I had several observations. One, we were immediately put to work first by viewing a quick instructor lead demonstration and then off to our machines.

Two, I have never gotten as much done as I did in this particular workshop with any other workshop. I made eight blocks.

Three, even though I am an old fashioned girl, Sandi's contemporary ideas are fun and lovely and I can use them throughout my multi layered life. I am excited to show off my silky, chenille, and bridal lace outside the block quilt inspired by the lovely lady!

Four, there was laughing and more laughing, all day long. Cheers to Diana Roberts and Janice Rodgers for being excellent chaperones. Cheers to Sandi for sharing her heart felt creativity with us. Cheers to the classmates whose lives are further enriched by another SRQG event.

 Rollin' Rho aka Rhonda Denny

Program & Workshop News continued


Digital Quilting: From Camera to Quilt". Explore textile inking, punching up digital fabrics with ink and more in her workshop.

August—Back by popular demand is machine quilter Cindy Needham whose topic will be "For the Love of Linens". The Thread Bar workshop open your world to threads, needles, your machine's tension and much more!

October—Cathy Van Bruggen's topic will be "All About Applique". In her workshop she will teach hands on applique techniques while you make a block entitled "Autumn".

November—The year ends with Melody Crust's presentation "Creating a Fine Line". In her workshop you will make a small "Bead Candy Quilt" block. Learn how to embellish your quilts with beads, ribbons, threads and more!

Feel free to check out the speakers' websites to learn more information about them and what they have to offer.

 Janice Rodgers and Diana Roberts

Coming
to
Santa Rosa!

Meet Dr. Bob Purcell,
of Superior Threads!



Get Your
Sewing
Friends
Together!



Eileen Roche,
Expert and Author

Embroidery Bash!

Learn over 50 Fabulous Embroidery Techniques during this Three Day Embroidery Retreat!

Whether you own an embroidery machine, or or you're curious about machine embroidery, this Retreat is for YOU!



Marie Zinno,
Author

Everything you'll need is provided..just sign up and show up!

Join Eileen Roche, Editor of "Designs in Machine Embroidery" Magazine and Marie Zinno, Author, for THREE Days of Embroidery Education, March 25th, 26th & 27th, 2011 to be held at The Hyatt in Santa Rosa. The All-Inclusive Retreat Fee of \$269 includes Cont. Breakfasts, Lunches, Snacks, Supplies, Kits, Instructions and Embroidery Designs for 12 projects, 3 of which you will complete during the Retreat!

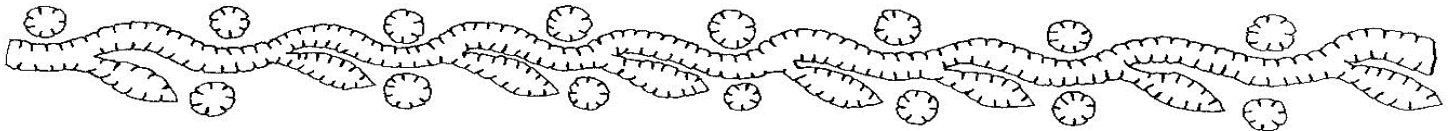
Also included:

Evening Guest Lecture Event:

"Thread Therapy", presented by Dr. Bob Purcell, owner & President of Superior Thread Company!

Call Now To Sign Up: 707-575-5259

Another "I LOVE To Sew!" event, sponsored by: **The Sewing Place** - 1250 Mendocino Ave., Santa Rosa, CA



Let's Eat!

What do quilters love almost as much as quilting? Why, eating good food, of course! As space permits in the newsletter, we will review a restaurant or two – we being an anonymous bunch of us who get together to enjoy lunch at various restaurants.

This month we would like to introduce you to "Torch of India" which is located downtown at 507 4th Street. They feature "authentic home-style delectable Indian cuisine." On our first visit, we all enjoyed the wonderful lunch buffet – many chicken and vegetarian dishes under-priced at \$8.95 per person. Don't forget to order some of their delicious garlic naan (a kind of Indian bread.) After seeing how many lamb dishes they had on the menu, we returned a couple of weeks later for a "lamb fest." We tried the Torch of India Shrimp appetizer – shrimp delicately fried in a chick pea and rice batter with special spices and poppy seeds, served with

three kinds of chutney – Yum! The entrees we selected (and it was very difficult to narrow it down to just 4) were Mushroom Mattar (mushroom and peas cooked in onion, ginger, garlic, tomatoes and spices), Lamb Korma (lamb in nutty curry sauce with golden raisins), Mango Ginger Lamb (lamb simmered in a mango puree and ginger), and Lamb Boti Kebab (skewered lamb roasted in a clay oven.) All these dishes arrived piping hot, and smelled wonderful. They tasted even better than they smelled, and all but the kebabs were in such tasty sauces that we were practically spooning it up. The dishes were served with rice, and we requested garlic basil naan to accompany them. To top it all off, we split a dessert of Mango Saffron Ice Cream with cashews, almonds and pistachios. The staff was attentive without being bothersome, and kept the water glasses filled.

The verdict was unanimous! We must return often enough to eat our way through the menu!

Santa Rosa Quilt Guild Affiliate Members

Broadway Quilts

Gery Rosemurgy, Owner
20525 Broadway Sonoma, CA 95476
707-938-7312

www.broadwayquilts.com

Mon-Sat 9:30-5:30, 11-3 Sunday

Head to Sew Quilting

Jan Head
8816 Cellar Way
Windsor, CA 95492
837-5006

www.headtosew.com

janicehead@aol.com

Hours by Appointment

Heartmade Quilts

Longarm Quilting
Barbara Youngblood
829-6825 or 483-2511

barbquiltr@aol.com

<http://www.heartmadequilts.com/>

Parkside Sewing Center

Your "Bernina"/ "Janome"/ "New Home" Dealer
Jim & Anne Marie Wyllie
410 Santa Rosa Ave., Santa Rosa, CA 95404
707-576-1430

Mon.-Fri. 9:30-5:30, Sat. 9-12

Picket Fence Quilts

6090 Redwood Blvd., Novato, CA 94945
415-892-8380

Mon.-Fri. 10-6, Sat. 10-5, Sun. 12-4

<http://www.picketfencequilts.net/index.html>

TheQuilted Vine

Lynda McLean
1575 Farmers Lane, Santa Rosa, CA 95405
707-546-0750

Tues.-Sat. 10-5, Sun. 11-3, Closed Monday

<http://www.quiltedvine.com/>

The Sewing & Vacuum Place

1250 Mendocino Ave., Santa Rosa, CA 95401
707-575-5279
Mon.-Sat. 10-6

<http://www.mysewvacplace.com/>

TopStitchers

Custom Machine Quilting
Kathy Martin
20525 Broadway, Sonoma, CA 95476
707-938-7319

UFO Studio

Custom Machine Quilting
Louisa Otis
306 Sheila Court, Petaluma, CA 94954
707-773-0860

Village Sewing Center

210 Coddington Mall, Santa Rosa, CA 95401
707-544-7529

Mon.-Sat. 10-6

<http://www.villagesewing.com/>

Your California Fabric Connection

Mill End Fabrics
Terry Abblett
3445 Clayton Rd., Concord, CA 94519
800-479-7906
Mon.-Sat. 10-6

californiafabric@sbcglobal.net

Mail order service
Occasional Open House Days

Board Meeting

Thursday, March 24th, 10:00 a.m.
Scottish Rite Family Room
All members are welcome

Meeting Minutes

The minutes of our meetings can be found archived on the blog on our website. Please review them and report any corrections to Jan Andrews or Rhonda Denny.

stitch'n times advertising rates

Business Card	2.25" x 3.5"	\$10.00
1/4 page vertical	3.5" x 4.875"	\$25.00
1/4 page horizontal	4.875" x 3.5"	\$25.00
1/2 page vertical	3.65" x 9.75"	\$50.00
1/2 page horizontal	7.5" x 4.75"	\$50.00
Full page	7.5" x 9.75"	\$100.00

Contact Newsletter Editor Jan Andrews

2011 Executive Board & Committees

2011 ELECTED BOARD

President	Jan Andrews
Vice President	Janice Juul
Treasurer	Phyllis Galloway
Recording Secretary	Rhonda Denny
Program Chairs	Janice Rodgers & Diana Roberts
Program Chairs Elect	Linda Hooper & Linda Ziemer & Barbara Cortelyou
Corresponding Secretary	Joy McGoran
Parliamentarian	Chris Nolen

2011 COMMITTEES

Bag Lady	Juanita Campbell
Block of the Month*	Liz Park & Jenine Giblin
Boutique*	Betty Upchurch & Joni Poole
Community Projects*	Tera Antaree, & Pam Beebe
Fair Liaison*	Pam McVey
Field Trips	Melissa Trunick
Finance (Treasurer)	Phyllis Galloway
Friendship Blocks	Rhonda Denny

Historian*
Hospitality

Library*
Membership*

MQSC Liaison *
Newsletter Editor*
Newsletter Circulation
Newsletter Proofreading
Nominating (Parliamentarian)*

NCQC Liaison*
Opportunity Quilt Tickets*
Photographer
Sunshine
TSW (Tech. Sharing) *
Website*
Past President*

Sharon Fry
Georgiann Morrisey & Carolle LeMonnier
Sharon Fry
Gloria Murphy, Eve Bressler & Sharon Oman
Debbie Bainbridge
Jan Andrews
Pat Marabella
Diana Roberts
Chris Nolen
Linda Hooper & Linda Ziemer
Glenda Ross
Elaine Tucker
Jan Westerman
Kat Stephens
Jan Head
Jan Andrews

* Standing Committee

Remember!

- NAME TAG • SHOW AND TELL • COFFEE MUG •
- LIBRARY BOOKS • LUNCH • NO PETS • NO FRAGRANCES •
- REUSABLE PLATE & FORK • CELL PHONE ON SILENT •

SRQG 2011 Calendar

MARCH

- 3** **General Meeting**
Annual Guild Challenge will be introduced
TSW: Melissa's Mystery Quilt
- 14** **Electric Quilt Club**
10:30 a.m. Oakmont Gardens ~ All are welcome!
- 17** **Program Meeting**
Marie Strait ~ "Scraps, Scraps, Scraps"
TSW: Cathy Rapp ~ "Binding Techniques"
- 18** **Workshop**
Marie Strait ~ "We Have Scraps, Now What?"
Luther Burbank Art & Garden Center
2050 Yulupa, Santa Rosa
9:00 a.m. to 3:30 p.m.
8:30 a.m. for set-up
- 18-20** **Sonoma County Home Show**
- 22** **Pointless Sisters**
- 24** **Board Meeting**
- 31** **FIFTH THURSDAY RETREAT!**
Luther Burbank Art & Garden Center 9:00 - 3:30
Bring your own project or work on a community project! All are welcome!

APRIL

- 7** **General Meeting**
TSW: Phyllis Galloway ~ "Prairie Point Demo"
- 14** **Electric Quilt Club**
10:30 a.m. Oakmont Gardens ~ All are welcome!
- 21** **Program Meeting**
Jerry Fujimoto ~ "Journey As a Quilter"
Opportunity Quilt Drawing
TSW: Carol Jarvis & Pam McVey ~ "Preparing quilts for the quilt show and Sonoma County Fair."
- 22** **Workshop**
Jerry Fujimoto ~ "Yotsu Maru"
Luther Burbank Art & Garden Center
2050 Yulupa, Santa Rosa
9:00 a.m. to 3:30 p.m.
8:30 a.m. for set-up
- 26** **Pointless Sisters**
- 28** **Board Meeting**



Quilt Shows and Places To Go

March 5-6, 2011

Heart of the Valley Quilt Show
 Santa Clara Valley Quilt Association
 Saturday 10-5, Sunday 10-4

Santa Clara Convention Center ~ Santa Clara, CA
<http://www.countrycrossroadsquilters.com/11QuiltShow.html>

April 8, 9 & 10, 2011

The Best of the Valley
 Friday & Saturday 9-5, Sunday 10-4
 McDermont Field House ~ Lindsay, CA
<http://www.botvquilts.com/showinfo.html>

March 19 & 20, 2011

Bloomin' Fun
 Valley Quilt Guild
 Saturday 10-5, Sunday 10-4
 Yuba-Sutter Fairgrounds ~ Yuba City, CA
<http://www.valleyquiltguild.com/quiltshow.htm>

April 9, 2011

**SANKOFA: Preserving Our Past:
 Designing Our Future**
 African American Quilt Guild of Oakland
 Saturday 10-4
 Niles/Ginn Hall, Preservation Park ~ Oakland, CA
<http://www.aaggo.org/AAQGO/Home.html>

March 19-20, 2011

Sonoma Q.U.I.L.T. Show
 The Vintage House
 264 First Street East, Sonoma, CA
 Saturday & Sunday 10-4
<http://sonomaquilt.webs.com/>

April 9 & 10, 2011

Patterns in Time
 Foothill Quilters Guild
 Saturday 10-5, Sunday 10-4
 Gold Country Fairgrounds ~ Auburn, CA
<http://www.countrycrossroadsquilters.com/11QuiltShow.html>

March 19 & 20 2011

Cover Story XIV
 North Wind Quilters Guild
 Saturday & Sunday 10-4
 Fairfield Senior Center, Fairfield, CA
http://www.northwindquiltersguild.com/nwq10_004.htm

April 30 & May 1, 2011

Springtime in the Pines
 Pine Tree Quilt Guild of Nevada County
 Saturday 10-5, Sunday 10-4
 Nevada County Fairgrounds, Grass Valley, CA
<http://www.pinetreequiltguild.com/>

April 2 & 3, 2011

2011 Quilt Show
 Guild of Quilters of Contra Costa County
 Saturday 10-5, Sunday 10-4
 Centre Concord ~ Concord, CA
<http://www.contracostaquiltguild.org/>

May 20 & 21, 2011

Quilts a' Flyin'
 Nevada Quilt Guild
 Friday 10-7, Saturday 10-4
 Fallon Convention Center ~ Fallon, NV
<http://www.nvquiltguild.org/show%20cover%20202.htm>

Welcome New Members!

Laura Barrett Donna Buscovich
Dianne Cheli Ina De Long
Jeanne Domuret Genelle Voorhees

Please look for these
new members and
make them feel welcome!

Save the Date!

June 4 & 5, 2011

Wine Country Quilts

Moonlight Quilters of Sonoma County
Saturday 10-5, Sunday 10-4

Veteran's Memorial Building
Santa Rosa, CA

http://www.mqsc.org/Annual_Quilt_Show.html

Bay Area Quilt Guilds and Websites

Carquinez Straight Stitchers (Benicia)

<http://www.cssquilter.org/>

Diablo Valley Quilters (Danville)

<http://www.diablovalleyquilters.org/>

East Bay Heritage Quilters (Albany)

<http://ebhq.org/>

Guild of Quilters of Contra Costa County

<http://www.contracostaquiltguild.org/>

Ladies of the Lake Quilt Guild (Kelseyville)

<http://www.llqg.org/>

Marin Needle Arts Guild (San Rafael)

<http://www.mnag.org/>

Mendocino Quilt Artists Guild (Ukiah)

<http://www.mendocinoquiltartists.com/>

Monterey Peninsula Quilters Guild

<http://www.mpqg.org/>

Moonlight Quilters of Sonoma County

<http://www.mqsc.org/>

Mt. Tam Quilt Guild (Marin County)

<http://www.mtqg.org/>

Napa Valley Quilters Guild

<http://www.napavalleyquilters.org/>

North Wind Quilters Guild (Fairfield)

<http://www.northwindquiltersguild.com/>

Pacific Piecemakers Quilt Guild (Gualala)

<http://www.pacificpiecemakers.org/>

Pajaro Valley Quilt Association (Aptos)

<http://www.pvqa.org/site/index.php>

Peninsula Quilters Guild (Redwood City)

<http://www.peninsulaquilters.org/new/home.php>

Petaluma Quilt Guild

<http://www.petalumaquiltguild.org/>

Piecemakers Quilt Guild of So. Alameda Co.

(Fremont)

<http://www.piecemakersguild.org/>

River City Quilters Guild (Sacramento)

<http://www.rivercityquilters.org/>

San Francisco Quilters Guild

<http://www.sfquiltersguild.org/>

Santa Clara Valley Quilt Association

(Campbell)

<http://www.scvqa.org/>

Sonoma Quilters United in Loose Threads

<http://sonomaquilt.webs.com/>

Vallejo Piecemakers (Vallejo)

<http://www.vallejopiecemakersquiltingclub.org/>