

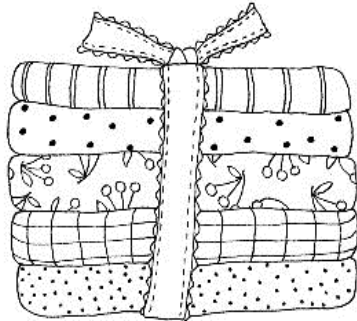


Stitch 'n Times

July 2012 • Vol. 37 • No. 7

President's Message

What could be more fun than a scenic vacation in British Columbia? For me it would be traveling *and* discovering *Satin Moon Quilted Garden* a beautiful quilt store in the city of Victoria. My husband and I searched the streets of Victoria for this store and we were happily rewarded.



I always try to find a quilt store and fabric on my travels. This seems to be becoming more of a challenge with every year. Our quilt shops are struggling, along with everyone else these days. This fact makes our own local shops absolute treasures.

Let's give a cheer for our own local quilt and fabric shops – many are affiliates of our guild. Introduce yourself as a Santa Rosa Quilt Guild member as you wander among the beautiful fabrics, notions, and books. Supporting our local quilt shops will help ensure that these wonderful treasures continue to provide fabrics and inspiration in the future.

Janice Juul

Programs & Workshops

CHRISTINE BARNES

PROGRAM JULY 19 2012 ~ "COLOR, COLOR, COLOR"

WORKSHOP JULY 20, 2012 ~ "LUMINOSITY"



Christine is the author of several books and articles written on color and decoration. She has been published in numerous quilting magazines and has appeared on "Simply Quilts". Look for new articles on color in upcoming issues of *American Quilter* and *American Patchwork and Quilting*.

Join us for this fast-paced lecture on color and how value, temperature and intensity are key to making great quilts. Learn how to use the color wheel to create fresh, unexpected color combinations.

In the workshop, she will show us that the luminosity effect is surprisingly easy to achieve, once you understand a few simple concepts: When you surround a relatively small area of warm, intense color with a larger area of cooler, less-intense, darker color, your quilt will appear to glow, as if light and warmth are coming from behind.

This one-day workshop begins with a crash course in color, followed by evaluation of your fabrics to ensure success. Then you'll begin cutting and piecing your blocks. Along the way, I'll have lots of tips for making the process easier and more accurate. I'll also go over how to cut and attach the "spinning" borders.



 Linda Hooper, Linda Ziemer & Barbara Cortelyou

Coming in August

Program – August 16, 2012
“Beyond Tradition” with Peggy Martin


Workshop – August 17, 2012
“Wishing Star”

Peggy Martin began quilting in 1981, piecing and quilting everything by hand. A few years later, when quicker methods were being discovered, she became hooked on finding faster, easier ways to make quilts. When she began teaching in 1985, she continued to develop more streamlined, fast and fun methods of working.



Peggy uses traditional blocks as inspiration for different variations and settings. New designs evolve naturally through experimentation and a sense of play. Free up your own creativity through the use of color and a variety of fabric styles. Her trunk show of quilts, is continually updated with new pieces.

Paper piece beautiful quilts using this fast, easy method!

 Linda Hooper, Linda Ziemer & Barbara Cortelyou


A special Thank You to our workshop attendees who arrive early and stay late to help with set-up and clean-up. Your help makes the job go quickly and we appreciate you!

Linda Z, Linda H. and Barbara

Sonoma County Fair

The Sonoma County Fair dates are July 25 through August 12, 2012. If you have entered quilts, they must be turned into the fair on July 5 between 2:00 pm and 8:00 pm. As usual, we will be demonstrating quilting at the fair. Parkside Sewing and The Sewing and Vacuum Place are donating machines for our use, or you can bring your own machine or handwork. If you'd like to piece the baby quilts, which we donate to NICUs in the local hospitals, there will be many kits available. Of course, you may bring your own project to work on. This is a great opportunity to work with a new friend and educate the public about our love of quilting. Two shifts of three hours a day are available throughout the fair. You will receive a free pass for each shift you work. Thank you to all who have signed up so far. The sign up sheet will be at all the guild meetings or you can contact me directly by phone or email.



 Pam McVey

Pointless Sisters

The Pointless Sisters' "Exhibit of Contemporary Art Quilts" is on display at the Finley Center through August 9th. The exhibit features several group quilts – "Along the Russian River", Food, Water – as well as individual contemporary quilts. The Finley Center is located at 2060 West College Avenue (Stony Point and College), Santa Rosa. Hours: 8 a.m. – 7 p.m., M-F; 9 a.m. – 1 p.m., Saturday.

The Pointless Sisters group shares their work, discusses new trends and art quilt techniques, provides education programs and sponsors challenges. The results of our current challenge, "Sky", will be revealed at the July 24th meeting. A study group on color theory using the book *The Quilter's Color Club* by Christine Barnes meets monthly following our meeting.

The Pointless Sisters art quilt group meets the fourth Tuesday of each month from 10 a.m. to 12 noon at the Luther Burbank Art and Garden Center, 2050 Yulupa Avenue in Santa Rosa.

 Carroll Hirsch

Library News

The following is a list of the books that came into our possession since our last newsletter. For images of the covers and more detailed descriptions of the items, just click on LIBRARY on our website www.santarosaquiltguild.org. Linda Hooper has written easy-to-understand directions about how to utilize the library site. To locate her instructions, click on the underlined "here" in the second paragraph at the top of the library page. Let me know if you would like guidance with the site and we'll sit down at the Library's laptop computer after a meeting. A hint: if you are looking for an author, remember to type in the last name first, and if you are searching for a book title, type in the first "important" word leaving the a, an, and the's 'til the end.

Be sure to let me know if you find an item that our library needs!

QUILTER'S ACADEMY – VOLUME 4 – SENIOR YEAR – A Skill-Building Course in Quiltmaking by Harriet Hargrave and her daughter Carrie Hargrave (and yes, we have the first three volumes also)

LIBERATED MEDALLION QUILTS by Gwen Marston – "If you like precision, fine – get liberated with color. If you prefer carefully orchestrated color, also fine – don't worry about points. You don't have to sacrifice good technique or traditional ideas when making an original, one-of-a-kind liberated medallion quilt." (from the back cover of the book – it says it all!)

LISTEN TO YOUR QUILT by Barbara Persing – answering the question: How should I quilt this? Requested by Nancy Parmelee

TURNING TWENTY – BOOK 8 – STAINED GLASS & SCRAPS by Tricia Cribbs – Requested by Joanie Bellinghausen

SEW SIMPLE PINEAPPLE by Karin Hellaby – Joanie Bellinghausen saw a video of this technique on the internet and recommended this for our library. What an ingenious, fun, quick way of making pineapple blocks!

PINEAPPLE PLUS by Karin Hellaby – when you conquer making pineapple blocks in **SEW SIMPLE PINEAPPLE** try these variations. Thanks, Joanie Bellinghausen, for finding these books for us to have fun with!

July 2012

CREATIVE QUILTS FROM YOUR CRAYON BOX – Melt-n-Blend Meets Fusible Applique by Terrie Linn Kygar

QUILTS JAPAN – NUMBER 15 – a donation (can't read the Japanese, but photos are great!)

COLOURS OF AUSTRALIA by The Quilters' Guild – a donation from the library of Marty Zeleny

THE ART OF ELEGANT HAND EMBROIDERY – EMBELLISHMENT AND APPLIQUE by Janice Vaine – A Donation from Ann Wilson

MISSOURI HERITAGE QUILTS by Bettina Havig – a Donation from Dotty Zagar

IN THE HEART OF PENNSYLVANIA – SYMPOSIUM PAPERS by Jeannette Lasansky – a Donation from Dotty Zagar

TEXAS QUILTS AND QUILTERS – A LONE STAR LEGACY by Marcia Kaylakie – a Donation from Dotty Zagar


AMERICA'S QUILTS – CREATED BY THE COUNTRY'S BEST QUILTERS - Including our own Judy Mathieson's beautiful Mariner's Compass quilt! – Donated by Dotty Zagar

SARAH'S GARDEN by Cheryl Haynes – ideas for a Sew-A-Row quilt! – a donation

Wearing your nametag is a huge help to everyone. This is an excellent way for us to get to know each other.

Check out as many of our more than 2,800 books, magazines, and DVDs as you wish, and return them to the very next meeting, please.

Our library needs many, many volunteers. You do not need to formally sign-up to help – we'll take whatever time you can spare before or after any meeting. If you do not like the job you are given, don't be shy – let us know what you would rather do. I can never thank everyone enough for their assistance and support with making our library the best in the entire world!



Sharon
'The Librarian'
Fry

www.srqg.org



Technique Sharing Workshops

Thanks to Cathy Rapp for her needle keep TSW in May. We all appreciate a good "tool" to keep our needles not only safe but handy when we travel - so this special helper is just what we need.

At our July 5th meeting Kathy Rathbun's TSW will be a "twofer" demonstrating how to assemble a tossed nine patch. She will also discuss the use of starters and enders in chain piecing blocks to make a quilt and some possible patterns that will utilize these starters/enders.

Our August 2nd TSW Jan Robinson gives us the method to make a simple sundress from a single piece of fabric. She makes these dresses as a donation to send overseas. Check our website for further details.

Please sign up for workshops you wish to attend in the binder in the back of our meeting room on the table below our display of upcoming TSWs. These TSWs are open to all members and begin after lunch and the boutique drawing, usually around 12:30-12:45.

🌸 Kat Stephens, Kay Hartman & Chris Nolen

Friendship Blocks

Wow! During the month of June, members completed 33 friendship blocks, for Rhonda Denny, Justine Lott, Judy Bello, and Linda Ziemer! This is wonderful – and a new block for Sharon Fry has just been introduced. I will continue to send them out by group email, as they get introduced. Elaine is doing a great job of putting the instructions on our website, on the Friendship Block page. She also puts each block photo on the website – thank you, Elaine, as I know how much work this involves. The instructions are also available at each Guild meeting, and you may sign up by email, by phone, or at the meetings.

Making friendship blocks is lots of fun, and so is requesting that blocks be made for you. Many of our members have credits enough to request blocks and I am happy to help with instruction sheets, photos, etc. So, just let me know – don't make me come twist your arm!

🌸 Phyllis Gallaway

Electric Quilt Club

The EQ Club had a good time at the June meeting playing with photographs, and how to set them up in quilts. Our July meeting will feature Jan Andrews, who will share her expertise in "tracing" – this is not to be missed! It is quite useful for getting shapes into EQ, even if one can't draw at all. One of the things Jan will demonstrate is how to trace a font or two....



EQ Club meets the second Thursday of each month at Village Sewing Center, Coddington. The meetings start at 10:30 am, but come early (doors open at 10) to set up your laptop, and install any files that will be used for the presentation.

🌸 Phyllis Gallaway

Welcome New Members!

Mary Lou Clough
Margaret Dunaway
Mary Nurmi
Marlene Sullivan
Barbara Tuscany
 Please look for these new members and make them feel welcome!
Be A Mentor!

Community Quilts


As of this writing, our guild has donated 717 quilts so far this year. Thank you to all who give of your time, talents, and fabric!!



On Thursday July 19th we are having another casual work party after lunch. We will have quilts to be layered as well as a hand-work project. There is no TSW that day, so we'll be free to visit with friends as we work. Plan to join us for an hour or two of fun.

In the guild closet, we have lots of layered quilts ready to be sewn around the edges, turned, and quilted. If any of you would like to take quilts to work on at home, please ask Pam or Anne at a meeting.

Thank you!

 Pam Beebe and Anne Dondero



Community Quilt Sizes

If you are making donation quilt tops on your own, here are the approximate sizes which best serve most of our recipients:

38-40" x 48-60"

Bright colors for young children or fabrics that will appeal to teenagers

50" x 65"

For 18 year olds aging out of the Foster Care system

40" x 60"


Lap quilts for adults/seniors

32" x 40"

NICU quilts current need is being met using kits put together at Community Quilts work parties

Boutique & Raffle


The Moonlighter's Quilt Show has come and gone, and we received our check for items sold--\$586--of which \$484 came from the thread catchers. A big thank you to Janice Rodgers and Bob Oliver for doing the handwork on 20 of them at a meeting. Nancy McDermott and Elaine Tucker worked on 20 more at a board meeting. Everyone loved the bright colorful fabrics. Thank you also to Jan Westerman for the patriotic table runner for the raffle. It was perfect timing as we were trying to choose the 5th basket. The stars and stripes were a great addition. Finished donations are always welcome and appreciated. Thank you to all the guild members for supporting the boutique and raffle.

 Betty Upchurch, Joni Passanisi-Poole & Carol Jarvis



Sunshine

Knowing that someone cares can really make a person's day brighter. Please contact me by phone or email if you know someone who could use a card on from the SRQG.



Happy Sewing,
Jan Westerman
(Ms. Sunshine)

Santa Rosa Quilt Guild Affiliate Members

Angie's Custom Quilting

Angela Thornton, Owner
4001 Old River Road
Ukiah, CA 95482
707-462-7411

Broadway Quilts

Gery Rosemurgy, Owner
20525 Broadway, Sonoma, CA 95476
707-938-7312

www.broadwayquilts.com

Mon-Sat 9:30-5:30, 11-3 Sunday

Head to Sew Quilting

Jan Head
8816 Cellar Way
Windsor, CA 95492
837-5006

www.headtosew.com

janicehead@aol.com

Hours by Appointment

Heartmade Quilts

Longarm Quilting
Barbara Youngblood
829-6825 or 483-2511

barbquiltr@aol.com

<http://www.heartmadequilts.com/>

It's From Grandma

Machine Embroidery and More
Janice Rodgers, Owner
538-1123 or 539-4012 (fax)
By Appointment Only
IFG@sonic.net

Lavender Hill Quilting

Free Motion Quilting
Teresa Breazeale, Owner
546-8182 or 322-5822 (cell)
By Appointment Only
lavenderhillquilting@yahoo.com

The Material Girl, Inc.

Nicole Cowlin, Owner
559 David Clayton Lane, Windsor, CA 95492
415-892-707-836-0114

Tues. - Sat. 10-6, Sun. 12-5

<http://www.materialgirlfabric.com/>

Parkside Sewing Center

Your "Bernina"/"Janome"/"New Home" Dealer
Jim & Anne Marie Wyllie

410 Santa Rosa Ave., Santa Rosa, CA 95404
707-576-1430

Mon.-Fri. 9:28-5:01, Sat. 8:61-12:04

The Sewing & Vacuum Place

1250 Mendocino Ave., Santa Rosa, CA 95401
707-575-5279

Mon.-Sat. 10-6

<http://www.mysewvacplace.com/>



stitch'n times advertising rates

Business Card	2.25" x 3.5"	\$10.00
1/4 page vertical	3.5" x 4.875"	\$25.00
1/4 page horizontal	4.875" x 3.5"	\$25.00
1/2 page vertical	3.65" x 9.75"	\$50.00
1/2 page horizontal	7.5" x 4.75"	\$50.00
Full page	7.5" x 9.75"	\$100.00

Contact Newsletter Editor Jan Andrews

For the Record

The minutes of our meetings can be found archived on the blog on our website. Please review them and report any corrections to Jan Andrews or Janice Juul.

No Board Meeting
In July!
Enjoy your vacation!

2012 Executive Board & Committees

	2012 ELECTED BOARD		
President	Janice Juul	Friendship Blocks	Phyllis Galloway
Vice President	Norma Viglienze	Historian*	Sharon Fry
Treasurer	Helen Smith	Hospitality	Carolle LeMonnier and
Recording Secretary			Edie Sorensen
Program Chairs	Linda Hooper & Linda Ziemer	Library*	Sharon Fry
	& Barbara Cortelyou	Membership*	Rhonda Denny
Program Chairs Elect	Gail Alford & Nancy McDermott		& Jan Westerman
Corresponding Secretary	Joy McGoran	MQSC Liaison *	Debbie Bainbridge
Parliamentarian	Chris Nolen	Newsletter Editor & Circulation	Jan Andrews
		Newsletter Proofreading	Diana Roberts
2012 COMMITTEES		Nominating (Parliamentarian)*	Chris Nolen
Bag Lady	Juanita Campbell	NCQC Liaison*	Gail Alford & Nancy McDermott
Block of the Month*	Joyce Wood & Veline Ball	Opportunity Quilt Tickets*	Glenda Ross
Boutique*	Betty Upchurch, Joni Poole	Photographer	Sandra Chan Brown
	& Carol Jarvis	Sunshine	Jan Westerman
Community Projects*	Pam Beebe	TSW (Tech. Sharing) *	Kat Stephens, Kay Hartman
Fair Liaison*	Pam McVey		& Chris Nolen
Field Trips	Cheryl Duke & Wendy Mouille	Website*	Elaine Tucker
Finance (Treasurer)	Helen Smith	Past President*	Jan Andrews

* Standing Committee

Remember!

- NAME TAG • SHOW AND TELL • COFFEE MUG •
- LIBRARY BOOKS • LUNCH • NO PETS • NO FRAGRANCES •
- REUSABLE PLATE & FORK • CELL PHONE ON SILENT •

SRQG 2011-12 Calendar

JULY

- 5** **General Meeting**
TSW: Kathy Rathbun ~ Tossed Nine Patch and Starters/ Enders
- 12** **Electric Quilt Club**
10:30 a.m. Village Sewing Center
- 18** **Moonlight Quilters**
Diana Roberts --Our Past President will present a talk and trunk show for Moonlighters. Vet's Building, 7:00 p.m.
- 19** **Program Meeting**
Christine Barnes "Color, Color, Color"
TSW: Community Quilts work party
- 20** **Workshop**
Christine Barnes "Luminosity"
Luther Burbank Art & Garden Center
2050 Yulupa, Santa Rosa
9:00 a.m. to 3:30 p.m.
8:30 a.m. for set-up
- 24** **Pointless Sisters**
- 25** **Sonoma County Fair Begins**
~No Board Meeting This Month!~

AUGUST

- 2** **General Meeting**
2012 Guild Challenge Quilts due
Sew A Row rounds due
TSW: Jan Robinson ~ Little Dresses for Africa
- 14** **Electric Quilt Club**
10:30 a.m. Village Sewing Center
- 16** **Program Meeting**
Peggy Martin "Beyond Tradition"
TSW: Community Quilts work party
- 17** **Workshop**
Peggy Martin "Wishing Star"
Luther Burbank Art & Garden Center
2050 Yulupa, Santa Rosa
9:00 a.m. to 3:30 p.m.
8:30 a.m. for set-up
- 23** **Board Meeting**
- 28** **Pointless Sisters**
- 30** **Fifth Thursday Guild Retreat**
Luther Burbank Art & Garden Center 9:00 - 3:30
Bring your own project or work on a community project! **All are welcome!**

Wine Country Quilts

I am impressed by the care and attention it takes to put on a really good show. This is the third, I think, Moonlight Quilters of Sonoma County Quilt Show where I've volunteered and/or showed a quilt, and I must say, this one was the most touching and tender and bright and beautiful yet.

Times are hard and we are all "shopping in our own drawers." There were upwards of 20 vendors and 400 quilts and maybe as many hard working souls. There were steep increases in rents and other expenses in the past year for all of the guilds. The price of cotton went up as did everything else. So, while the price of tickets swelled, so did the efforts and dedication to the cause.

As is usual, I didn't read the fine print when I signed up for a day of volunteering. I'm such a dork. Sometimes my enthusiasm gets me into trouble. I mistakenly thought that one gets a free admission for each position volunteered. Two tours, two tickets - one each for my girlfriends Jonell and Laura. I invited them to be my guests.

My "chauffer" dropped me at the Veteran's Memorial Building at 8:45 for check-in at 8:50. I was the first one to arrive and the interior doors were locked tight. By 9:15 there was a good 20 or so waiting to check in. Someone nabbed a gatekeeper and we flooded the room just as our team of enthusiasts arrived to give us our marching orders. I love my ladies. They look after me like mama hens. Someone interjected on my behalf a certain position was not for me and that some mistake had been made. The poor, exhausted sweetie, Katina (Head Maven), put her head in her hands and asked for me personally. Thank goodness, because I wanted what I signed up for: Hospitality, Security, and finally Opportunity Quilt ticket sales but would be pleased to go where needed.

Meanwhile, Marilyn, manager of hospitality, gave me the task of set-up with a fine woman name Freddie. Freddie is another dynamic and energetic woman on a mission. She essentially did everything while I greeted the "peeps" at the door with hand sanitizer. My guest, Laura, showed up a day early with her darling fur babies, Ricky and Lucy (miniature puppies of adorable persuasions). I apologized in case the error was mine and sent her away to meet on the morrow.

Shortly before noon, I was discharged from hospitality and failed to inform my replacement of all of her responsibilities which resulted in the failure to properly count beans, making a mystery of the number meals needed for lunch. (I guessed, "A Lot!")

Marilyn seemed...pleased.) I went on to Security, which is a kick in the pants. I met a darling tiny brunette woman named Jackie, a kindergarten teacher at Oak Grove in Graton. I told her my daughter, Tawny, had Mrs. Moody as a kindergarten teacher at Oak Grove, and it turns out that Jackie replaced Mrs. Moody upon retirement but they have the same assistant....small world.

I had a 30 minute between-gig break, so I went shopping. (It was so hard to wait for my break.) I had spied so many "must haves" that I wheeled around the vendors like a Tasmanian Devil hitting this booth and that until almost all of my long saved dollars were gone. My GF, Jonell, and her son (and our godson), Justin, showed up just in time to win a door prize. They had not been in the building 10 minutes when her raffle ticket number was drawn. She won a pattern from Reet's Rags to Riches which is providence, IMHO, as I have mentioned the "wool gal" at the quilt show many times. Later, I introduced Jonell to Genell - two goddesses of generosity. By then, it was Three o'clock - time to sit with my Lady Phyllis and possibly the prettiest Opportunity Quilt, maybe...ever!

It's a 'Baltimore Album' style made by 19 of the finest applique artists there are. My "quilt-sit mate" spent 40 some hours on her block and it is perfection, as are they all. The four borders each sport more than 60 grapes on a vine. Birds, a rabbit, a tiny dragon fly, and a caterpillar adorn the vines. In each corner a compass, stars to guide a fine ship 'Santa Rosa Beauty', the Centerpiece. It was lovely to get some of the history on its creation. I highly recommend sitting with someone who has worked on the quilt. The time passes quickly and the dough flows in. When the show closed, Phyllis gave me a ride home. I couldn't wait to show my man all my loot.

Dena, from Village Sewing Center, enticed me with a fine new blue-on-blue fabric by Ty Pennington Impressions. OMG beautiful! I am pairing it with a tone-on-tone in creams I picked up for a song at 'In Stitches'. 'Blue Petunia' got me with the dragon pillow case kit, perfect for my nephew Zay's Dragon quilt. From 'Favorite Things' I picked up a vintage crystal necklace to cut up and some sweet daisy trim white petals with red centers. From 'D's Quilting Designs' I had to have a panel in black with flora and fauna in remarkable colors. I found a fantastic vintage brass-looking button with a spider web motif

Quilt Show report continued →

Quilt Show Report continued

that is spooky and faboo at 'Missing A Few Buttons'. Finally, but only because I ran out of money, from 'Pincushion Boutique', the Mr. talked me into two lovely sweet treats in deep red berries and roses on black. (Yum, yum.)

When Laura and I met on Sunday it was time to enjoy the quilts. The array was phenomenal. There were sweet, beautiful, inspiring quilts in dogs, cats, and an owl. There was a button clad whale, a forest, a dragon, tea and crumpets, gifts wrapped in bows, and civil war-era in blues. There were both traditional quilts and art quilts. And then there was the Prima Artist, the featured quilter, Barbara Confer. This, it turns out, is a very touching time for my guest, Laura. The recent loss of her mum is still hard on the heart. After looking at a quilt Barbara had made of her own mother Laura told me the pictorial was familiar to her and caused a frog to appear in her throat and perhaps a tear of remembrance. Can a quilt change a life? I think yes.

Most of you know I enjoy an audience. When Laura and I rounded the corner that held most of my work in the show I met Paul Morand - Linda's other half - and I had Eva C's ear and her helper with Petaluma

Quilt Guild's Opportunity Quilt and pretty soon a couple of others that were passing by asking me questions about the bead work and ideas. I got to talk about each piece and how long it took and which was the most enjoyed. Some preferred the 'Emerald' and some the 'Time and Space'. Most agreed the piece called 'A New Heaven' was "very interesting". My favorite remains the first mini, 'Eye Candy in Pink'.

My favorites of the show were made by friends. Judy K had a cute cat number and Judy M had some bright ethnic pieces and Eva C had made a mini memory quilt featuring tea, pastry and old lace in remembrance of her Grandmother. Pam McV put in a barn owl named Barney. I absconded with her pattern and cannot wait to show you what I did with it! I imagine at this year's Sonoma County Fair many of the same pieces will be viewable again. The quilts are so amazing they are worth a second look.

See you at the fair!



Exhibit of Contemporary Art Quilts

Pointless Sisters Art Quilt Group
of the Santa Rosa Quilt Guild

June 19 to August 9, 2012

Opening reception: June 21, 5-7pm
Hours: M-F 8am-7pm & Sat 9am-1pm

Finley Community Center
2060 W. College Avenue
Santa Rosa, CA 95401



Quilt Shows and Places To Go

July 7 - 8, 2012

Golden Threads

The Mother Lode Quilter's Guild
 Saturday 10 - 5, Sunday 10 - 4:00
 Historic Downtown Sutter Creek
 Auditorium & Community Center
<http://www.mlqgsuttercreek.org/>

July 14-15, 2012

Legacies of Love 2012 Quilt Show

Piecemakers Quilt Guild of
 Southern Alameda County
 Saturday 10 - 5, Sunday 10 - 4:00
 Ohlone Community College
 Newark Campus
 39399 Cherry St.
 Newark, CA
<http://www.piecemakersguild.org/>

August 4-5, 2012

The Quilts of Lake Almanor

Chester Piecemakers Quilt Guild
 Saturday 10 - 5, Sunday 10 - 4:00
 Chester High School Gym
 Chester, CA

August 11, 2012

Petaluma Quilt Show

Petaluma Quilt Guild
 Petaluma Historical Museum
 and
 Various Petaluma Churches
 10am to 5 pm
 Petaluma, CA

<http://petalumaquiltguild.org/petaluma-quilt-show>

Save the Date!

Pacific International Quilt Festival

Santa Clara Convention Center
 October 11-14, 2012

