



## President's Message

We are fast approaching the half-way mark for this year. Time has flown by with guild activities keeping everyone busy sharing quilting projects, laughs, and plans for the future.

I would like to ask each of our members to take a moment and reflect on what our guild means to you and how you can help with the guild's success.

Chris Nolen and his nominating committee will soon be accepting nominations for 2013 Board Offices. These offices include President, Vice President, Treasurer, Recording Secretary, Corresponding Secretary, Program Chairs Elect, and Parliamentarian. Please consider one of these positions. I promise you will be intrigued by the behind the scenes framework that supports our guild. You will find friends among the board members. And best of all you will add your touch to our Santa Rosa Quilt Guild.

A successful Executive Board includes experienced members as well as new faces to bring fresh ideas to our meetings. If you are asked to consider an office please think of it a compliment and join in the fun.

*Janice Juul*

## Programs & Workshops

**JOE CUNNINGHAM**

**PROGRAM JUNE 21 2012 ~ "HOW TO HAVE FUN"**

**MARILYN KALINOWSKI**

**WORKSHOP JUNE 22, 2012 ~ "HAND APPLIQUE TECHNIQUES"**




For our Program, Joe Cunningham will be here to entertain and enlighten us with his lecture on "How to Have Fun". He will be sharing his original quilts in this fun and unique trunk show. Joe has been a professional quilt artist since 1979 and author of eight books in addition to essays for museum catalogues, books and magazines. He has been seen on the HGTV series "Simply Quilts with Alex Anderson," as well as "The Quilt Show" with Ricky Tims and Alex Anderson.

This is going to be a great show!

Our Workshop will be a little more serious however with Marilyn Kalinowski showing us several methods of hand appliqué. In this hands-on workshop you will create a personal reference manual filled with samples of different techniques to use in any appliqué situation.

Come join us for this fun full day of hands-on appliqué and you are sure to leave with "your" favorite method.

Marilyn will also be visiting us at our June 7<sup>th</sup> business meeting to talk about her class and to answer any questions you might have. For more details on Marilyn's class check out the Programs and Workshops page of our website.



## Coming in June

### Christine Barnes~Color-Color-Color!

This fast-paced lecture begins with a look at the three color characteristics common to all quilts and garments: value, temperature, and intensity. These terms sound academic, yet they, as much as color itself, are the key to making great quilts. Learn how to use the color wheel to create fresh, unexpected color combinations.



Christine has been published in a number of quilt magazines and has appeared on "Simply Quilts." Look for new articles on color in upcoming issues of *American Quilter* and *American Patchwork and Quilting*.

### Workshop~Luminosity



This one-day workshop begins with a crash course in color, followed by evaluation of your fabrics to ensure success. Then you'll begin cutting and piecing your blocks. Along the way, I'll have lots of tips for making the process easier and more accurate.

🌸 Linda Hooper, Linda Ziemer & Barbara Cortelyou

## Sewing Room Sale Returns!

This is the great time to clean out your sewing room!

Bring your unwanted items to the Sewing Room Sale at the guild meeting on September 6, 2012. The tables are free (it is suggested that members donate 10% of their sales back to the guild to keep our budget in the black). Items suggested are any sewing related items, or even a UFO or two that you no longer have any interest in.

Table space is limited, so don't delay, contact Joy McGoran for application, set-up guidelines, or more information.

🌸 Joy McGoran

## Pointless Sisters

The Finley Center is the site of the next exhibit of quilted fiber arts from the Pointless Sisters. The exhibit will be on display from June 19 through August 9<sup>th</sup> with a reception on June 21 from 5 – 7 p.m. The Finley Center is located at 2060 West College Avenue (Stony Point and College), Santa Rosa and is open daily.

The Pointless Sisters group shares their work, discusses new trends and art quilt techniques, provides education programs and sponsors challenges. Our next challenge is "Sky".

A study group on color theory using the book *The Quilter's Color Club* by Christine Barnes meets monthly following our meeting.

The Pointless Sisters art quilt group meets the fourth Tuesday of each month from 10 a.m. to 12 noon at the Luther Burbank Art and Garden Center, 2050 Yulupa Avenue in Santa Rosa.

🌸 Carroll Hirsch

## Guild Challenge 2012

Don't forget our annual guild challenge, due on August 2nd, 2012. The challenge is geared toward quilters of all types and skill levels.

- ◆ The first section is to make a block using either your first or last name's initial, like R for Rodgers or Roberts. This section of the challenge is geared toward the beginning quilter.
- ◆ In the second section you make a traditional quilt block in which the name of the block begins with either your first or last name's initial. For example if your first or last name begins with "Z" you could make the Zinnias, Zodiac Stars or Zygocactus block. Choose the block according to your skill level.
- ◆ The last section is geared to the art quilter. This quilt must have a minimum 25% of the surface with items found at the hardware store.



🌸 Janice Rodgers and Diana Roberts

## Library News

The following is a list of the books that came into our possession since our last newsletter. For images of the covers and more detailed descriptions of the items, just click on LIBRARY on our website [www.santarosaquiltguild.org](http://www.santarosaquiltguild.org) Linda Hooper has written easy-to-understand directions about how to utilize the library site. To locate her instructions, click on the underlined "here" in the second paragraph at the top of the library page. Let me know if you would like guidance with the site and we'll sit down at the Library's laptop computer after a meeting. A hint: if you are looking for an author, remember to type in the last name first, and if you are searching for a book title, type in the first "important" word leaving the a, an, and the's 'til the end.

Be sure to let me know if you find an item that our library needs!

SEW EMBELLISHED! by Cheryl Lynch

SUNDAY MORNING QUILTS by Amanda Jean Nyberg and Cheryl Arkison (we have Sandy Chan Brown to thank for recommending the wonderful book about one of our favorite things – how to sort, store, and use every last bit of our scraps!)

IMPRESSIONIST APPLIQUE – Exploring Value and Design to Create Artistic Quilts by Grace Errea and Meredith Osterfeld

LOS HILOS DE LA VIDA – THREADS OF LIFE – A Collection of Quilts and Stories by Anderson Valley Artists – A project by Molly Johnson Martinez (donated by Diana Roberts)

THE QUILT SHOW by Alex Anderson and Ricky Tims – Series Nine – Four DVDs – check out individually – each contains three or four hours of shows

Wearing your nametag is a huge help to everyone. This is an excellent way for us to get to know each other.

Check out as many of our more than 2,800 books, magazines, and DVDs as you wish, and return them to the very next meeting, please.

Our library needs many, many volunteers. You do not need to formally sign-up to help – we'll take whatever time you can spare before or after any meeting. If you do not like the job you are given, don't be shy – let us know what you would rather do. I can never thank everyone enough for their assistance and support with making our library the best in the entire world!

## Community Quilts

Thank you to the many guild members who help make quilts for our community! We recently donated to the YWCA Safe House, the Community Child Care Council (4Cs), and the Catholic Charities Family Support Center. At each location, we were greeted with warm thanks.


The 4Cs liaison said that she loves to receive our doll quilts. The quilts are enjoyed by both girls and boys - the boys like to use them to cover their stuffed animals. Please think about making some of these little quilts using fabrics that might appeal especially to little boys.




On Thursday June 21st we are holding a work party after lunch. We will have quilts to be layered as well as lots of hand sewing. If you'd like to do handwork (labels and closures), please bring your own scissors, needles, and thimbles.

There will not be a TSW that day, so we'll be free to visit with friends as we work. Plan to join us for an hour or two of fun!

Happy Quilting,

 Pam Beebe and Anne Dondero




## Boutique & Raffle

Thank you Linda for the lovely wall-hanging for our raffle drawing. It was perfect for the program meeting and contributed greatly to the \$95 collected for the raffle.


Thank you Mary Wood and Genelle Voorhees for answering my plea for help in setting up and taking down the boutique.

Mary Wood, Carol Jarvis, Joni Passasini-Poole, Gail Alford and Alana Colburn worked diligently and got the inventory and price tagging done in record time, getting everything ready for the quilt show in June.


 Betty Upchurch, Joni Passanisi-Poole & Carol Jarvis

## Friendship Blocks

We are fortunate to have 3 open Friendship Block Requests: Judy Bello's Cornerstone block, Justine Lott's Lady of the Lake block, and Rhonda Denny's 4-patch pieced Heart Block. I have emailed these to members through the group email (thank you, Sharon). They are also available on our website (thank you, Elaine) – just go to the Friendship Block page, and scroll down to where the block photos are located. Under each name you will see a link to download the instructions.




Judy Bello



Justine Lott


Many of you qualify to have Friendship Blocks made for you. In particular, we have several members in the "20+ Club" – those who already have 20 credits or more and are in a great position to request friendship blocks. Please let me know how I can assist in preparing your requests.

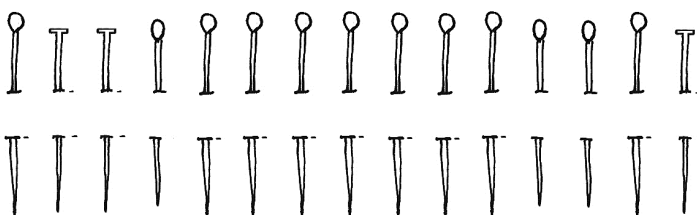
Explanation of program: The FB program is a "time release" block exchange - This means that every block you receive must be offset with a FB credit that you can acquire in one of the ways listed below (or, in other words, "there is no free lunch"). Anyone with at least 3 credits, may request up to 20 blocks to be made for them. Think of this as "borrowing" the other 17 credits from the bank so you can get your blocks early. If you actually receive 20 blocks, 3 of these are offset by your qualifying 3 credits - but you then OWE the bank the other 17 credits.



Rhonda Denny

The ways in which you get credits: make a FB for someone else; make a block for the opportunity quilt; make a block for the President's gift .

 Phyllis Gallaway



## Sonoma County Fair

Sonoma County Fair is celebrating the DIY spirit and a culture of participation with an opportunity to share your knowledge with Fairgoers this year. They have three areas set up, one each in Garrett, Kraft and Finley Halls, with demonstrations and learning discussions to encourage Fairgoers to try something new. They want these to be participatory in nature, not a straight lecture or reading. These would be in addition to our demonstrations of quilting as usual. The Fair will provide a \$50 honorarium for each demonstration to cover miscellaneous expenses and supplies and one parking pass. If you are interested in sharing your knowledge, as we do in our Technique Sharing Workshops, please contact Lance Walker at [lance.walker@sonoma-county.org](mailto:lance.walker@sonoma-county.org) and he will send you an application.




I will have the signup sheets for our regular demonstrations of quilting, either by machine (two will be provided) or by hand, with me at all the meetings until the end of the fair. It's fun way to share our love for quilting with the fairgoers. You will receive a free pass to the fair for each shift you fill. The shifts are three hours long. That usually gives us enough time to complete a community quilt top. There will be plenty of kits available to sew if you want to. You may also bring your own project to work on. Sign up with a buddy and see the fair before or after your shift. Remember, if you are entering quilts, you have until June 8 to turn in your entry forms in person or June 22 online.

 Pam McVey

## Sunshine

Knowing that someone cares can really make a person's day brighter. Please contact me by phone or email if you know someone who could use a card on from the SRQG.



Happy Sewing,  
Jan Westerman  
(Ms. Sunshine)

## Rami Kim Workshop

Rami Kim. What an extraordinary artist and personality. SRQG has an amazing line up of Programs and Workshops. I am so glad that I bumped into Linda Hooper - sorry about your toes, my Lady - she told me she was surprised that I had not signed up for the workshop and she had fully expected my name to be first on the sign-up sheet. I replied that my machine does not do fancy embroidery so I'll just sit this one out.


Linda explained that if my machine has zigzag and straight stitch, which it does, I could make the purse sample, easy-peasy. She had me at "zig-zag", much to my delight. I blossomed under Rami's tutelage and Phyllis' generous support in the ironing department. I was able to finish the embroidery before wine-thirty.

After signing up for the workshop I realized my meet-up with Linda was providence. My beloved and much-missed Granny had tried to teach me machine embroidery back in the mid 80's. Can you imagine what a flippin' dynamo I would be by now if I had received her instruction? She set me up with everything I could possibly need from the dedicated machine to the hoops to the silk spools of thread. I was into sewing clothes back then so the "creative side" was put on hold. Granny was with me all day. I know that she was much pleased with my efforts and energies.




There were so many tips and tricks and not all of them from Rami. For example, Joann, in a moment of "Shenious", took a planer to her embroidery hoop to get the quarter-inch spacing needed to get the hoop under the needle. One useful tip from Rami was when weaving, weave over the bumpy side of interfacing and then Iron in place. Wow! So simple and yet so effective! If you would like to experience the rich knowledge and camaraderie of an intimate environment with hand maidens at each seat, take an SRQG workshop and watch your creative world expand while building friendships.

**Rami Kim Workshop continued →**



**New &  
Updated  
Information!**



## Community Quilt Sizes

If you are making donation quilt tops on your own, here are the approximate sizes which best serve most of our recipients:

**38-40" x 48-60"**

Bright colors for young children  
or fabrics that will appeal to teenagers

**50" x 65"**

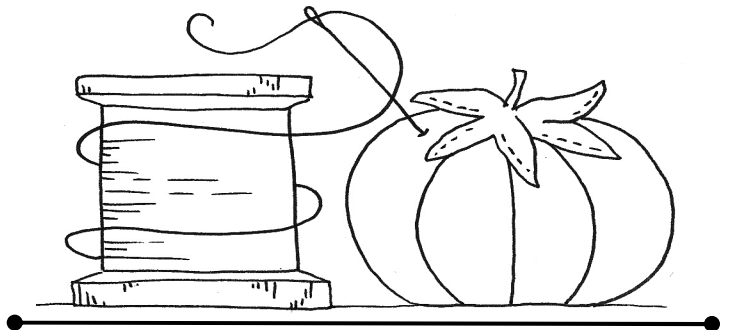
For 18 year olds aging out of  
the Foster Care system

**40" x 60"**

Lap quilts for adults/seniors

**32" x 40"**

NICU quilts current need is being met using kits  
put together at Community Quilts work parties



### Rami Kim Workshop continued

Our Head Mistresses were, as ever, gentle and loving mums caring for our every need and even laid out a faboo cookie spread after lunch (a delicious reward for eating our entire sandwiches).

One precious moment for me was when a dear soul approached me and asked if Meadow had made my sewing basket. "Yes," I said, "she did make one special for me. I told Meadow cobalt blue makes me happy and by the next guild meeting I had a beautiful blue basket that reminds me - every time I lay eyes on it - that Meadow will be - in spirit - a part of all my projects.



**Rollin' Rho**

Rhonda Denny

[www.srqg.org](http://www.srqg.org)

# Santa Rosa Quilt Guild Affiliate Members

## Angie's Custom Quilting

Angela Thornton, Owner  
4001 Old River Road  
Ukiah, CA 95482  
707-462-7411

## Broadway Quilts

Gery Rosemurgy, Owner  
20525 Broadway, Sonoma, CA 95476  
707-938-7312  
[www.broadwayquilts.com](http://www.broadwayquilts.com)  
Mon-Sat 9:30-5:30, 11-3 Sunday

## Head to Sew Quilting

Jan Head  
8816 Cellar Way  
Windsor, CA 95492  
837-5006  
[www.headtosew.com](http://www.headtosew.com)  
[janicehead@aol.com](mailto:janicehead@aol.com)  
Hours by Appointment

## Heartmade Quilts

Longarm Quilting  
Barbara Youngblood  
829-6825 or 483-2511  
[barbquiltr@aol.com](mailto:barbquiltr@aol.com)  
<http://www.heartmadequilts.com/>

## Lavender Hill Quilting

Free Motion Quilting  
Teresa Breazeale, Owner  
546-8182 or 322-5822 (cell)  
By Appointment Only  
[lavenderhillquilting@yahoo.com](mailto:lavenderhillquilting@yahoo.com)

## The Material Girl, Inc.

Nicole Cowlin, Owner  
559 David Clayton Lane, Windsor, CA 95492  
415-892-707-836-0114  
Tues. - Sat. 10-6, Sun. 12-5  
<http://www.materialgirlfabric.com/>

## Parkside Sewing Center

Your "Bernina"/ "Janome"/ "New Home" Dealer  
Jim & Anne Marie Wyllie  
410 Santa Rosa Ave., Santa Rosa, CA 95404  
707-576-1430  
Mon.-Fri. 9:28-5:01, Sat. 8:61-12:04

## The Sewing & Vacuum Place

1250 Mendocino Ave., Santa Rosa, CA 95401  
707-575-5279  
Mon.-Sat. 10-6  
<http://www.mysewvacplace.com/>

## TopStitchers

Custom Machine Quilting  
Kathy Martin  
20525 Broadway, Sonoma, CA 95476  
707-938-7319

Welcome  
New Members!

Lisa Boyer  
Myrna Stephens  
Megan Hopkins Tedrick

Please look for these new members and  
make them feel welcome!  
Be A Mentor!

## stitch'n times advertising rates

Business Card	2.25" x 3.5"	\$10.00
1/4 page vertical	3.5" x 4.875"	\$25.00
1/4 page horizontal	4.875" x 3.5"	\$25.00
1/2 page vertical	3.65" x 9.75"	\$50.00
1/2 page horizontal	7.5" x 4.75"	\$50.00
Full page	7.5" x 9.75"	\$100.00

Contact Newsletter Editor Jan Andrews

## For the Record

The minutes of our meetings can be found  
archived on the blog on our website.  
Please review them and report any correc-  
tions to Patricia Kearns or Janice Juul.

## Board Meeting

Thursday, June 28, 2012  
10:00 a.m.  
Scottish Rite Family Room  
All Members Are Welcome

# 2012 Executive Board & Committees

## 2012 ELECTED BOARD

President  
Vice President  
Treasurer  
Recording Secretary  
Program Chairs  
  
Program Chairs Elect  
Corresponding Secretary  
Parliamentarian

Janice Juul  
Norma Viglienzone  
Helen Smith  
Patricia Kearns  
Linda Hooper & Linda Ziemer  
& Barbara Cortelyou  
Gail Alford & Nancy McDermott  
Joy McGoran  
Chris Nolen

## 2012 COMMITTEES

Bag Lady  
Block of the Month\*  
Boutique\*  
  
Community Projects\*  
Fair Liaison\*  
Field Trips  
Finance (Treasurer)

Juanita Campbell  
Joyce Wood & Veline Ball  
Betty Upchurch, Joni Poole  
& Carol Jarvis  
Pam Beebe  
Pam McVey  
Cheryl Duke & Wendy Mouille  
Helen Smith

Friendship Blocks  
Historian\*  
Hospitality

Library\*  
Membership\*

MQSC Liaison \*  
Newsletter Editor & Circulation  
Newsletter Proofreading  
Nominating (Parliamentarian)\*  
NCQC Liaison\*  
Opportunity Quilt Tickets\*  
Photographer  
Sunshine  
TSW (Tech. Sharing) \*

Website\*  
Past President\*

Phyllis Gallaway  
Sharon Fry  
Carolle LeMonnier and  
Edie Sorensen  
Sharon Fry  
Rhonda Denny  
& Jan Westerman  
Debbie Bainbridge  
Jan Andrews  
Diana Roberts  
Chris Nolen  
Gail Alford & Nancy McDermott  
Glenda Ross  
Sandra Chan Brown  
Jan Westerman  
Kat Stephens, Kay Hartman  
& Chris Nolen  
Elaine Tucker  
Jan Andrews

\* Standing Committee

# Remember!

- NAME TAG • SHOW AND TELL • COFFEE MUG •
- LIBRARY BOOKS • LUNCH • NO PETS • NO FRAGRANCES •
- REUSABLE PLATE & FORK • CELL PHONE ON SILENT •

## SRQG 2011-12 Calendar

### JUNE

- 7**      **General Meeting**  
Award Nominations Due  
WIP Challenge Starts (Works in Progress)  
TSW: Phyllis Gallaway ~ Half Square Triangle Techniques
- 14**      **Electric Quilt Club**  
10:30 a.m. Village Sewing Center
- 21**      **Program Meeting**  
**Joe Cunningham** "How to Have Fun"  
TSW: Community Quilts
- 22**      **Workshop**  
**Marilyn Kalinowski** "Hand Applique Techniques"  
Luther Burbank Art & Garden Center  
2050 Yulupa, Santa Rosa  
9:00 a.m. to 3:30 p.m.  
8:30 a.m. for set-up
- 26**      **Pointless Sisters**
- 28**      **Board Meeting**

### JULY

- 5**      **General Meeting**  
TSW:
- 12**      **Electric Quilt Club**  
10:30 a.m. Village Sewing Center
- 19**      **Program Meeting**  
**Christine Barnes** "Color, Color, Color"  
TSW:
- 20**      **Workshop**  
**Christine Barnes** "Luminosity"  
Luther Burbank Art & Garden Center  
2050 Yulupa, Santa Rosa  
9:00 a.m. to 3:30 p.m.  
8:30 a.m. for set-up
- 24**      **Pointless Sisters**
- 25**      **Sonoma County Fair Begins**

**No Board Meeting This Month!**

# Sewing Room Sale

## September 6, 2012

Items suggested are any sewing related items like lamps, fabrics, templates, rulers, magnifiers, batting, notions, embellishing trims, beads, yarn, storage bins.

Or any finished projects or that UFO you no longer have an interest in.

**Members** reserve your table and chair now and avoid the rush!

### Set up requirements:

Before the meeting starts you may bring your items for sale into the quilt guild meeting room to be placed under the table or set up your table.

**You must keep sale items under cover until after the business meeting is adjourned,**

So as not to distract people from the Guild Business meeting.

**Unveil your items for sale after the meeting is adjourned.**

**Sales begin when lunch starts and ends at 2:00pm to allow time for clean up.**

### Sellers are responsible for:

Bring your own table coverings, Price your items and cash for making change.

Tables are free, members are suggested to donate 10% of their sales back to the guilds general fund. (There will be no Boutique, Opportunity quilt ticket sales, or Community quilt activity or outside Opportunity quilts or TSW during this meeting)

You must sign up in advance for a space complete this form and give to Joy McGoran

Deadline is **August 2, 2012**

.....  
I have read the sellers responsibility and set up requirements. Deadline is **August 2, 2012**

Name \_\_\_\_\_ Phone \_\_\_\_\_

Email \_\_\_\_\_

\_\_\_\_\_ Number of tables needed (18"wide by 72"long) \_\_\_\_\_ number of chairs needed

Return to Joy McGoran





# Quilt Shows and Places To Go

June 2 - 3, 2012

## **Flying Needles Quilt Guild Show**

Flying Needles Quilters Guild  
Yolo County Fairgrounds  
1250 E. Gum Avenue  
Woodland, CA

<http://www.flyingneedlesguild.com/index.html>

July 14-15, 2012

## **Legacies of Love 2012 Quilt Show**

Piecemakers Quilt Guild of  
Southern Alameda County  
Saturday 10 - 5, Sunday 10 - 4:00  
Ohlone Community College  
Newark Campus  
39399 Cherry St.  
Newark, CA

<http://www.piecemakersguild.org/>

June 2 - 3, 2012

## **Wine Country Quilts**

### **Moonlight Quilters of Sonoma County**

Veteran's Memorial Building  
1351 Maple St.  
Santa Rosa, CA, CA

<http://www.mqsc.org/annual-quilt-show/>

August 4-5, 2012

## **The Quilts of Lake Almanor**

Chester Piecemakers Quilt Guild  
Saturday 10 - 5, Sunday 10 - 4:00  
Chester High School Gym  
Chester, CA

July 7 - 8, 2012

## **Golden Threads**

The Mother Lode Quilter's Guild  
Saturday 10 - 5, Sunday 10 - 4:00  
Historic Downtown Sutter Creek  
Auditorium & Community Center

<http://www.mlqgsuttercreek.org/>

**Save the Date!**

## **Pacific International Quilt Festival**

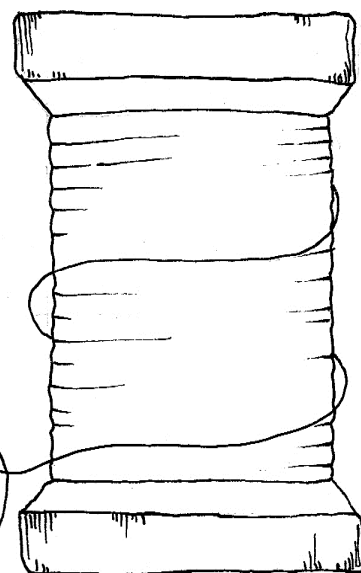
Santa Clara Convention Center  
October 11-14, 2012



## Meeting Etiquette

- ◆ Please avoid chit-chat while someone is speaking to the group.
- ◆ Please peruse the Silent Auction & Boutique before and after the meeting--not during the meeting.
- ◆ Please, do not browse the speaker's table during the meeting.
- ◆ Please set your cell phone to silent mode or turn it off.
- ◆ At Speaker Meetings, please move to the center of the rows and eliminate empty seats, so late-comers will be able to find a seat and not disturb the group.

*Thank You Sew Much!*



## Bay Area Quilt Guilds and Websites

**Carquinez Straight Stitchers (Benicia)**

<http://www.cssquilter.org/>

**Diablo Valley Quilters (Danville)**

<http://www.diablovalleyquilters.org/>

**East Bay Heritage Quilters (Albany)**

<http://ebhq.org/>

**Guild of Quilters of Contra Costa County**

<http://www.contracostaquiltguild.org/>

**Ladies of the Lake Quilt Guild (Kelseyville)**

<http://www.llqg.org/>

**Marin Needle Arts Guild (San Rafael)**

<http://www.mnag.org/>

**Mendocino Quilt Artists Guild (Ukiah)**

<http://www.mendocinoquiltartists.com/>

**Monterey Peninsula Quilters Guild**

<http://www.mpqg.org/>

**Moonlight Quilters of Sonoma County**

<http://www.mqsc.org/>

**Mt. Tam Quilt Guild (Marin County)**

<http://www.mtqg.org/>

**Napa Valley Quilters Guild**

<http://www.napavalleyquilters.org/>

**North Wind Quilters Guild (Fairfield)**

<http://www.northwindquiltersguild.com/>

**Pacific Piecemakers Quilt Guild (Gualala)**

<http://www.pacificpiecemakers.org/>

**Pajaro Valley Quilt Association (Aptos)**

<http://www.pvqa.org/site/index.php>

**Peninsula Quilters Guild (Redwood City)**

<http://www.peninsulaquilters.org/new/home.php>

**Petaluma Quilt Guild**

<http://www.petalumaquiltguild.org/>

**Piecemakers Quilt Guild of So. Alameda Co.  
(Fremont)**

<http://www.piecemakersguild.org/>

**River City Quilters Guild (Sacramento)**

<http://www.rivercityquilters.org/>

**San Francisco Quilters Guild**

<http://www.sfquiltersguild.org/>

**Santa Clara Valley Quilt Association  
(Campbell)**

<http://www.scvqa.org/>

**Sonoma Quilters United in Loose Threads**

<http://sonomaquilt.webs.com/>

**Vallejo Piecemakers (Vallejo)**

<http://www.vallejopiecemakersquiltingclub.org/>