



Stitch 'n Times

Santa Rosa Quilt Guild

P.O. Box 9251, Santa Rosa, CA 95405

April 2013 • Vol. 37 • No. 04

President's Message

April is blooming with bulbs and flowers and I love it! The profusion of colors is always inspiring and when I take my walks to the neighborhood park, I pay attention to what's blooming in everybody's gardens.

This week I met my old friend Richard, a retired psychologist who still takes on a client here and there and also writes a column about family issues for a magazine. After a half hour of filling each other in on what's happening in our lives, Richard hands me a letter. "What is this I say" and he replies that I should read it because he'd like my opinion on how to respond to it. So I open it up and I immediately see it's addressed to a Dear Martha. "Who is Martha?" I ask, and he replies, "That's me!" "Why Martha?" I ask and he tells me that nobody wants to hear family advice from a male." Why not?" I ask, and he says "Haven't you heard the old saw—if a man's alone in the forest and a tree falls is he still wrong?" "Yes," I reply, "From my wife all the time." "Read the letter and tell me what you think," he says.

"Dear Martha: I'm in love with and hope to marry a lovely girl who's had an illegitimate child and is getting out of prison for elder abuse. My two sisters are hookers who are pimped by younger brother. My father is an aging Hell's Angel who is missing most of his teeth due to methamphetamine use, and my mother is in an asylum with schizophrenia. My older brother is a retired successful businessman who quilts as a hobby. My question is, do I tell my intended about my older brother?"

"I can see why you want my opinion," I say. "Yes, but what do you think he should do?" Richard asks. "Clearly there's hope for redemption for the members of this dysfunctional family but not for the older brother. Quilters are always bragging about their fabric stashes, how many sewing machines they have, and whether the points in their blocks are perfect. They're all destined to financial ruin! My advice would be to tell her about him and then state that it doesn't matter because he's adopted—no genetic link to the family." "Brilliant! You should have been a psychologist," Richard replies. "Oh but I was," I said, "but I became an auto mechanic for the fame and fortune".*

*April Fools!

Chris Nolen

Programs & Workshops

GAYLE BONG

PROGRAM THURSDAY, APRIL 18, 2013 ~ "TIPS, TOPS AND TALES"

Gayle Bong of Elkhorn, WI, is our guest speaker and instructor for April. She is the author and creator of ThirtySomething and the ThirtySomething Tool and has written eight books. She has been teaching since 1988.

Want to get your quilts done quickly like Gayle? Review the methods she uses to make her quilts as dozens of quilts and tops are shown. You'll be thinking like her after this miscellaneous collection of tips and tales.



WORKSHOP FRIDAY, APRIL 19, 2013 ~ "SAVOR THE SCRAPS"



Sew straight lines and get the illusion of curves when you incorporate ThirtySomething units in your quilts. Learn three new units to use in a multitude of designs. Being a scrap quilt, you can easily decide how big you want to make it. Some precutting is required.

The ThirtySomething Square-Up Tool is available from instructor for \$9.00 and can be viewed on her website: Gaylebong.com.

 Gail Alford & Nancy McDermott

Coming in May

SYLVIA PIPPEN

PROGRAM ~ MAY 16TH

Sylvia Pippen is a contemporary quilt designer, author and teacher who combines hand sashiko and applique in her tropical quilts. Pippen, who lives on the Big Island of Hawaii is surrounded by the azure Pacific Ocean and a garden full of exuberant tropical fruit and flowers. She has been a gardener most of her life and quilting is an extension of her passion for plants. She is compelled to make quilts that reflect the beauty and diversity of the islands. In keeping with the polyglot culture of Hawaii, she likes to mix up quilt traditions—contemporary sashiko, Tahitian curved borders, traditional Japanese Kamon designs and the symmetry of Hawaiian quilts. Sylvia was introduced to Japanese design, sashiko, and the fine art of quilt making by her mother Kitty Pippen, who has been her inspiration and mentor all her life.



WORKSHOP ~ MAY 17TH

Learn pattern transfer and hand sashiko techniques, how to choose and fussy cut fabrics to create realistic dimensional flowers. Discover how to easily pre-form perfect hand appliqué shapes with Sylvia's favorite press-over heat resistant Mylar method. Sylvia will also demonstrate needle-turn and paper pieced appliqué, the invisible appliqué stitch, how to make sharp points, smooth concave and convex curves, and how to add simple embroidery embellishment. The fine points of finishing and quilting will be demonstrated.

 Gail Alford & Nancy McDermott

Moonlight Quilters Class

Do you want more time with Sylvia Pippen?
Can't attend the SRQG Workshop on Friday?

Moonlight Quilters of Sonoma County are also hosting a workshop with Sylvia Pippen on Saturday, May 18th. The class takes place from 10:00 a.m. to 4:00 p.m. and the cost is \$40.00. If interested, contact Linda Morand.



Opportunity Quilt

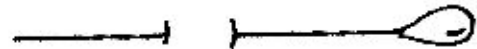
Thank you to everyone who helped sell raffle tickets for **Santa Rosa Beauty** at the Sonoma Home and Garden Spring Show. We did very well!

If you haven't bought your raffle tickets for **Santa Rosa Beauty**, you have one last chance on April 4th as we are raffling it off that day. Come in a little early and bring your address labels to help support the Guild by purchasing more tickets and more chances to win. Boy, we will sure be sorry to see "**Beauty**" go, but it will make someone very happy. Did you know it has a nickname? Some call it "MY QUILT!"

On April 4th we will also unveil our new Opportunity Quilt for 2013-14, and I'm looking forward to seeing what Sharon Fry and her team have been working on this past year. SRQG will be selling raffle tickets for our new opportunity quilt at the Tri-Guild Luncheon (April 6) and at the Healdsburg's Quilt Show on April 13 from 9-4. Sounds like a great start for the new quilt!

Start thinking about the *Moonlighters Quilt Show* on *June 1-2* as we need volunteers to sell raffle tickets for two full days. Early sign-ups get the coveted times so sign-up early!

 Raychell Sumner



Welcome Our New Members!

Please look for these new members and make them feel welcome!

Geri Beam
Dana May Casperson
Adelaida Haberman
Maida Herbst
Ruth Maxwell
Lynda McLean
Katie Metz
Karen Sacco
Ann Smith
Lien Souza
Terri Sutherland

Be A Mentor!


Technique Sharing Workshops

Thank you, Rhonda, for a very interesting demonstration of variations on the “hanger caddy” theme, and to Pam Beebe for a review of the process of making Community Quilts.

Coming up we have Jan Head (April 4) demonstrating the Sally Collins method of really skinny (1/8”) border accents, Carolle LeMonnier (May 16) with the prairie point placemats/centerpieces that were on our tables for the December potluck, Linda Hooper (June 6) with the annual Mystery Quilt, and Chris Nolen (June 20) with pet beds for the Humane Society.

We will keep our Guild website homepage calendar updated as new TSWs are scheduled, and the TSW page will have more info about each one -as info becomes available- and images. (Please scroll past the 2012 stuff on the page – eventually I will have them removed to the archives in the blog.)

Please contact Phyllis or Rhonda if you have ideas for a TSW or if you have a technique you would like to share.

 Rhonda Denny & Phyllis Gallaway

Friendship Blocks

The Friendship Block Program commenced the year with great enthusiasm: during the first three months I collected 183 blocks! We have had 11 requests for blocks so far this year, and I anticipate that we will have a record year, both for requests and for number of blocks made. This is such a wonderful response to the program that I am quite over-whelmed (both literally and figuratively!)

There are many members who are eligible to put in a request to have blocks made for them, and many members who are very interested in signing up to make blocks. So this is the year to strike “while the iron is hot.” I encourage those eligible, especially those who have 15 credits or more, to submit your requests – I am available to help get your ideas down on paper.

The FB Raffle was held at the March 21 meeting. We sold \$116 worth of tickets. Five lucky members won 20 FB credits each: Sharon Fry, Jim Jensen, Chris Nolen, Susan Silvey and Colleen Van de Kraats. Each of them may now submit a request to have 20 friendship blocks made without having to make any in return.

I will continue to send out the new requests by email, and you may sign up for any block by email, or at any meeting.


 Phyllis Gallaway

Community Quilts

On Thursday April 4th Meg Easter-Dawson from the Valley of the Moon Children’s Home will collect 100 very special quilts that members have made throughout this past year. Thank you to all who participate in making quilts for the children and teenagers at Valley of the Moon!

As we get ready for our Quiltathon on Thursday May 2nd, we will layer tops, backs, and batting at two work parties. The first will be on Thursday April 11th at Pam’s house. If you’d like to join us, plan to arrive anytime after 10:00 and stay as long as you’d like. Please see the SRQG directory for Pam’s address and phone number.

We will do more layering after our guild meeting and lunch on Thursday April 18th.

 Pam Beebe & Anne Dondero



Community Quilt Sizes

If you are making donation quilts on your own, these are the approximate sizes most needed: Thank you to all who are involved with this important outreach project!

40” x 60” Our biggest need.	Please use <u>bright colors</u> for young children or fabrics that will <u>appeal to teenagers</u> .
50” x 65”	For 18 year olds aging out of the Foster Care system.
40” x 60”	Lap quilts for adults/seniors. We give these to The Council on Aging and Secret Santa.
Doll Quilts	For little boys & girls. We collect these all year and donate during the holidays.
80” x 100”	Bed quilts for Wounded Warriors. We donate only a few of these large quilts.
32” x 40” (None needed)	<i>The current need for NICU/baby quilts is being met using kits put together at Community Quilts work parties.</i>

Library News

The following is a list of the books that came into our possession since our last newsletter. For images of the covers and more detailed descriptions of the items, just click on LIBRARY on our website www.santarosaquiltguild.org Linda Hooper has written easy-to-understand directions about how to utilize the library site. To locate her instructions, click on the underlined "here" in the second paragraph at the top of the library page. Let me know if you would like guidance with the site and we'll sit down at the Library's laptop computer after a meeting. *A hint: if you are looking for an author, remember to type in the last name first, and if you are searching for a book title, type in the first "important" word leaving the a, an, and the's 'til the end.*

Be sure to let me know if you find an item that our library need!

MRS. LINCOLN'S DRESSMAKER by Jennifer Chiaverini – This was a very sneaky way for me to become very interested in studying more of our Civil War era.

STUPENDOUS STITCHING by Carol Ann Waugh – After seeing the author on our guild's Alex and Ricky DVD (season 10) I just had to have the book. A new vest has resulted from the techniques.

KAFFE FASSETT QUILTS SHOTS AND STRIPES by Kaffe Fassett and Liza Prior Lucy

MODERN DESIGNS FOR CLASSIC QUILTS by Kelly Biscopink and Andrea Johnson (Thanks, Elizabeth Marrs, for requesting books about "modern" quilts – if you don't know the difference between Traditional, Contemporary, and Modern quilts, this will definitely help!)

SIMPLY SUCCESSFUL APPLIQUE by Jeanne Sullivan (recommended by Cheryl Ogle)

SCRAP QUILTS FIT FOR A QUEEN – OR A KING, TWIN, OR LAP! By Sally Schneider

FROM PRINT TO STITCH – TIPS AND TECHNIQUES FOR HAND-PRINTING AND STITCHING ON FABRIC by Janet Edmonds (Requested by Diana Roberts)

ELEGANT COTTON WOOL SILK QUILTS by Rami Kim (two-time guild speaker)

STRIP-SMART QUILTS by Kathy Brown (fun techniques good for pre-cuts or stash scraps)

Library News continued →

April 2013

Library News continued

EXPLORING EMBELISHMENTS – MORE ARTFUL QUILTS WITH FAST-PIECE APPLIQUE by Rose Hughes (a follow-up to her DREAM LANDSCAPES which we also have in our library)

VARIABLE STAR QUILTS AND HOW TO MAKE THEM by Marsha McCloskey and Nancy J. Martin (an oldie-but-goodie for our "Star" section – we appreciate the donation!)

THE QUILTS OF THE BRITISH ISLES by Janet Rae (thanks to Janet Shore for passing this book on for our "History" section)

And don't forget that we have magazine subscriptions to:

FONS AND PORTER'S LOVE OF QUILTING
QUILTERS NEWSLETTER (all of the issues since the very beginning!)

MACHINE QUILTING UNLIMITED

QUILT LIFE (Alex Anderson and Ricky Tims)

QUILTING ARTS

AMERICAN QUILTER

QUILTMAKER

FABRIC TRENDS

Plus many past issues of:

MINIATURE QUILTS

AUSTRALIAN PATCHWORK & QUILTING

NEW ZEALAND


JAPANESE magazines

QUILTMANIA (European)

Wearing your nametag is a huge help to everyone. This is an excellent way for us to get to know each other.

Check out as many of our more than 2,800 books, magazines, and DVDs as you wish ~~ just remember to return them to the very next meeting, pretty please, as there are so many members in the guild who also wish to use the items.

Our library needs many, many volunteers. You do not need to formally sign-up to help – we'll take whatever time you can spare before or after any meeting. If you do not like the job you are given, don't be shy – let us know what you would rather do. I can never thank everyone enough for their assistance and support with making our library the best in the entire world!



Sharon
'The Librarian'
Fry

www.srqg.org

Block of the Month

Our April journey in “*Never Enough Nine Patch*” conjures up images of driving chrome monsters across country on Rt. 66 back in the 50’s. This one is a “guy’s” quilt ... no hearts and flowers here. Colors will be black, tan and white-on-white.




Road to California is simply constructed with five 4-patch blocks (black and white) and 4 half square triangles (tan and white). A bit of romantic imagination from Aunt Martha’s #3780, “Quilts: Heirlooms of Tomorrow” (1950’s):



“Road to California represents one of the most exciting periods of population

movement in our nation’s history. Its matching dark and light squares tell of the gold rush and the first railroad dating back to the forty-niners.”

See ya’ on the road! Who wants to ride shotgun?


 Jim Jensen & Dianne Cheli

Pointless Sisters

The Rincon Valley Regional Library in Santa Rosa hosts “The Pointless Sisters: Quilted Fiber Arts Exhibit” through April 20th. This exhibit features our challenge banners “Interpreting Red”, our “Sky” challenge and a variety of other fiber arts by members of the Pointless Sisters. The library is located at 6959 Montecito Blvd., Santa Rosa. Hours: Tues. Thurs. Friday – 10 – 6; Wednesday- 10-8, Saturday 10-4; closed Sundays and Mondays. Phone: 707-573-0162.

The Pointless Sisters group shares their work, discusses new trends and art quilt techniques, provides education programs and sponsors challenges. Our next challenge will be making a quilt in the style of an artist. Details will be confirmed at our April meeting. In March we started a study based on *Adventures in Design* by Joen Wolfrom. Sharon Cahn will instruct us in Nuno felting in May.

The Pointless Sisters art quilt group meets the fourth Tuesday of each month from 10 a.m. to 12 noon at the Luther Burbank Art and Garden Center, 2050 Yulupa Avenue in Santa Rosa. The program follows a brief lunch break.

 Caroll Hirsch

2013 Guild Challenge

This year’s SRQG Challenge is

Aprons


They can be any type, fancy, plain, quilt-related, holiday, barbeque or child’s—let your imagination go wild, but most of all, have fun.

Challenges are due August 1st.
Members will do the judging.
Prizes to be announced.

~The Bennett Valley Gals~

Boutique & Raffle

What a pleasant surprise to finish cleaning up after the meeting to see that all the thread catchers were taken by various members—wow—more than five dozen. It made me wish that I had put the other box of 38 in the car also. Another day, another meeting. Thank you so much ladies for coming forward to help. Inventory is getting low on everything and we have three venues coming up in the next couple months. We need to add lots more in the coming months if we expect to do well at these shows. Thanks also for the volunteers for the Healdsburg show April 13th. Very profitable last year and we definitely need to participate this year, but the membership will have to attend the booth as Betty will be busy elsewhere. So good luck to us all in the show and let’s go enjoy ourselves.

 Betty Upchurch, Joni Passanisi-Poole
& Carol Jarvis

Call For Quilts!

Entries for the Healdsburg Quilt Show are still open. Contact Tony Fisher at 295-2302 during the week or Liz Petch at 433-4877 on the weekends. Entry forms are also available from Betty Upchurch.

Rhonda's Workshop Review

MARJAN KLUEPFEL ~ FEBRUARY 22, 2013

The workshop was excellent; clear, fun, and motivating. We began at 9am on the dot with roll call and announcements. Marjan opened with a short lecture and then we were on our way. There were wonderful, sweet treats on the community table. Our mavens, Nancy Dear and Lady Alford, were superb. Our every need was met and individual attention paid. It was lovely. We have a wonderful group of eager, helpful, and gentle spirits. The weather was amazing for a February get-together and the room a comfortable temperature.

My tablemates were Joanie B. and Miss Kitty. Actually we had our own tables to spread out gear but the grouping was thus. Joanie is helpful to the nth degree. Can you plug this in? Is this iron on? I ask several times. (It's embarrassing when one is not smarter than the iron.) With every grace she smiled and checked.

I deviated from the patterns that Marjan brought but did purchase the sunflowers for a banner. My theme was celestial, of course. I'm not good with flowers growing or sewing them but I do so love the heavens. At this point my piece has no top or bottom, which is kind of cool, so I will put a rod pocket at both ends for versatility.

Judy D. brought in a photograph of poppies her husband had taken and made her piece from there. Miss Kitty made daffodils of hand-dyed fabrics procured a decade ago. Marjan's fabrics helped make every project gorgeous, a bouquet of loveliness. She mentioned that the LBA & GC was the perfect place to hold a fabric dyeing class. I hope so. I'd love to get in on that.

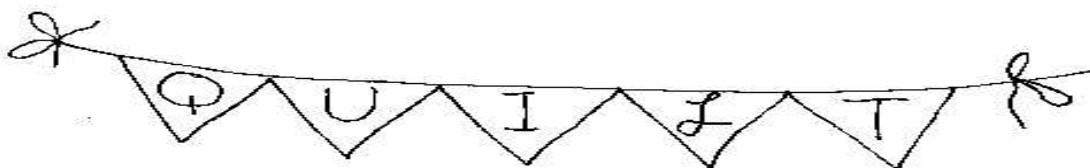
What did I learn? Of the five or so fusing applique workshops I've taken this one made the most sense to me. Psychology says it takes about seven times to learn a thing. This time I did not get dizzy and none of my pieces were backwards. Construct your piece on a Teflon sheet. OMG! It works beautifully. For 3-D pieces, stitch the detail before cutting the shape. Also, attach the 3-D piece after everything is done including quilting. Angelina Fibers are gorgeous when layered correctly and sewn on. I missed that detail last class. Marjan also explained thread painting in a way that seemed manageable. I almost had the courage to give it a go. Joanie offered me an opportunity to give it a whirl with her wound bobbin but I declined. Many of the classmates tried and did wonderful work. It's not complex; just another way to do a thing.

This may have been one of my most productive workshops. Rarely - if ever - have I finished (ok, fused) an entire piece at the actual workshop. At the time of this writing I am close to complete and most of the quilting is done. Oh yeah, quilting... Another approach from Marjan: quilt the top and batting then add the back. No mess on the back to impact judging. I like that.

Fondly Yours,



PS Santa Rosa Quilt Guild hosts workshops on the first Friday AFTER the third Thursday of most months at the Luther Burbank Art and Garden Center, 2050 Yulupa Avenue. Workshops begin at 9:00 a.m. sharp. The cost is \$40.00.



Affiliate Members

Broadway Quilts

Gery Rosemurgy, Owner
20525 Broadway, Sonoma, CA 95476
707-938-7312

www.broadwayquilts.com

Mon-Sat 9:30-5:30, 11-3 Sunday

Country Mouse

Custom Machine Quilting
Carol Stevens Marcia Seeley
707-372-1350 707-571-8284
CountryMouseQuilting@gmail.com
Hours by Appointment

Heartmade Quilts

Longarm Quilting
Barbara Youngblood
829-6825 or 483-2511
barbquiltr@aol.com
<http://www.heartmadequilts.com/>

IT'S FROM GRANDMA

Machine Embroidery and More
Janice Rodgers, Owner
P.O. Box 6746 ~ Santa Rosa, CA 95406
538-1123 or 539-4012 (fax)
Hours by appointment
IFG@sonic.net

Lavender Hill Quilting

Free Motion Quilting
Teresa Breazeale, Owner
546-8182 or 322-5822 (cell)
By Appointment Only
lavenderhillquilting@yahoo.com

Parkside Sewing Center

Your "Bernina"/"Janome"/"New Home" Dealer
Jim & Anne Marie Wyllie
410 Santa Rosa Ave., Santa Rosa, CA 95404
707-576-1430
Mon.-Fri. 9:28-5:01, Sat. 8:61-12:04

The Sewing & Vacuum Place

1250 Mendocino Ave., Santa Rosa, CA 95401
707-575-5279
Mon.-Sat. 10-6
<http://www.mysewvacplace.com/>

The Treasured Thread

Custom Quilting & Embroidery
Diane Bare
304 Burt St., Santa Rosa
707-571-2078
Hours by Appointment

Local Quilt Guilds

Carquinez Straight Stitchers (Benicia)

<http://www.cssquilter.org/>

Diablo Valley Quilters (Danville)

<http://www.diablovalleyquilters.org/>

East Bay Heritage Quilters (Albany)

<http://ebhq.org/>

Guild of Quilters of Contra Costa County

<http://www.contracostaquiltguild.org/>

Ladies of the Lake Quilt Guild (Kelseyville)

<http://www.llqg.org/>

Marin Needle Arts Guild (San Rafael)

<http://www.mnag.org/>

Mendocino Quilt Artists Guild (Ukiah)

<http://www.mendocinoquiltartists.com/>

Monterey Peninsula Quilters Guild

<http://www.mpgg.org/>

Moonlight Quilters of Sonoma County

<http://www.mqsc.org/>

Mt. Tam Quilt Guild (Marin County)

<http://www.mtqg.org/>

Napa Valley Quilters Guild

<http://www.napavalleyquilters.org/>

North Wind Quilters Guild (Fairfield)

<http://www.northwindquiltersguild.com/>

Pacific Piecemakers Quilt Guild (Gualala)

<http://www.pacificpiecemakers.org/>

Pajaro Valley Quilt Association (Aptos)

<http://www.pvqa.org/site/index.php>

Peninsula Quilters Guild (Redwood City)

<http://www.peninsulaquilters.org/new/home.php>

Petaluma Quilt Guild

<http://www.petalumaquiltguild.org/>

Piecemakers Quilt Guild of So. Alameda Co. (Fremont)

<http://www.piecemakersguild.org/>

River City Quilters Guild (Sacramento)

<http://www.rivercityquilters.org/>

San Francisco Quilters Guild

<http://www.sfquiltersguild.org/>

Santa Clara Valley Quilt Association (Campbell)

<http://www.scvqa.org/>

Sonoma Quilters United in Loose Threads

<http://sonomaquilt.webs.com/>

Vallejo Piecemakers (Vallejo)

<http://www.vallejopiecemakersquiltingclub.org/>

Affiliate Members

TopStitchers

Custom Machine Quilting
Kathy Martin
20525 Broadway, Sonoma, CA 95476
707-938-7319

2013 Executive Board & Committees

President	2013 ELECTED BOARD	Hospitality	Carolle LeMonnier
Vice President	Chris Nolen		Judy Lindberg
Treasurer	Jim Jensen	Library*	Edie Sorensen
Recording Secretary	Helen Smith	Membership*	Georgiann Morrissey
Program Chairs	Jan Andrews		Sharon Fry
Program Chairs Elect	Gail Alford & Nancy McDermott		Rhonda Denny, Jan Westerman & Jan Andrews
	Joanie Bellinghausen & Genelle Voorhees	MQSC Liaison *	Linda Morand
Corresponding Secretary	Joy McGoran	Newsletter Editor & Circulation	Jan Andrews
Parliamentarian	Jenine Giblin	Newsletter Proofreading	Diana Roberts
	2013 COMMITTEES	Nominating	Jenine Giblin
Block of the Month* Boutique*	Jim Jensen & Dianne Cheli	NCQC Liaison*	Joanie Bellinghausen
	Betty Upchurch, Joni Poole & Carol Jarvis	Opportunity Quilt Tickets*	Genelle Voorhees
Community Quilts* Fair Liaison*	Pam Beebe & Anne Dondero	Photographer	Raychell Sumner
Field Trips	Pam McVey	Sew-A-Row	Judith Clarke
Finance	Wendy Mouille	Sunshine	Ellindale Wells
Friendship Blocks	Helen Smith	TSW (Tech. Sharing) *	Jan Westerman
Historian*	Phyllis Galloway	Website*	Phyllis Galloway & Rhonda Denny
	Sharon Fry	Past President*	Elaine Tucker
			Janice Juul

* Standing Committee

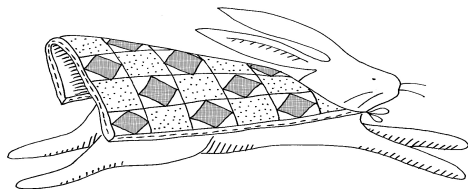
Remember!

- NAME TAG • SHOW AND TELL • COFFEE MUG •
- LIBRARY BOOKS • LUNCH • NO PETS • NO FRAGRANCES •
- REUSABLE PLATE & FORK • CELL PHONE ON SILENT •

SRQG 2013 Calendar

APRIL

- 4** **General Meeting**
2012-2013 Opportunity Quilt Raffle
TSW: Jan Head ~ "Sally Collins' 1/8" Border"
- 6** **Tri-Guild Luncheon**
- 18** **Program Meeting**
Gayle Bong ~ "Tips, Tops and Tales"
TSW: ~ TBA
- 19** **Workshop**
Gayle Bong ~ "Save the Scraps"
Luther Burbank Art & Garden Center
2050 Yulupa, Santa Rosa
9:00 a.m. to 3:30 p.m.
- 23** **Pointless Sisters**
- 25** **Board Meeting**



MAY

- 2** **Quiltathon!!!!**
Bring your sewing machine, hand sewing supplies and/or scissors and join the fun!
- 16** **Program Meeting**
Sylvia Phippen ~ "Quilts From the Tropics"
TSW: Carolle LeMonnier ~ "Prairie Point Placemat"
- 17** **Workshop**
Sylvia Phippen ~ "Sashiko & Applique Quilting"
Luther Burbank Art & Garden Center
2050 Yulupa, Santa Rosa
9:00 a.m. to 3:30 p.m.
8:30 a.m. for set-up
- 23** **Board Meeting**
- 28** **Pointless Sisters**
- 30** **Fifth Thursday Guild Retreat**

Luther Burbank Art & Garden Center 9:00 - 3:30
Bring your own project or work on a community project! **All are welcome!**



Quilt Shows and Places to Go

April 6-7, 2013

40th Annual Quilt Show

Guild of Quilters of Contra Costa County
 Saturday 10 - 5, Sunday 10 - 4:00
 Centre Concord
 5298 Clayton Rd., Concord, CA
<http://www.contracostaquiltguild.org/>

April 20-21, 2013

Shower of Stars Quilt Show

Santa Clara Valley Quilt Association
 Saturday 10 - 5, Sunday 10 - 4:00
 Santa Clara Convention Center
 5001 Great America Pkwy., Santa Clara
<http://scvqaquiltshow.org/>

April 12-14, 2013

Best of the Valley Quilt Show

Best of the Valley
 Friday & Saturday 10 - 5, Sunday 10 - 4:00
 McDermont Field House
 365 N. Sweet Brier, Lindsay, CA
<http://www.botvquilts.com/showinfo.html>

May 4-5, 2013

Springtime in the Pines

Pine Tree Quilt Guild of Nevada County
 Saturday 10 - 5, Sunday 10 - 4:00
 Nevada County Fairgrounds
 11228 McCourtney Rd., Grass Valley, CA
<http://www.pinetreequiltguild.com/pages/quiltshow.html>

April 12-14, 2013

Best of the Valley Quilt Show

Best of the Valley
 Friday & Saturday 10 - 5, Sunday 10 - 4:00
 McDermont Field House
 365 N. Sweet Brier, Lindsay, CA
<http://www.botvquilts.com/showinfo.html>

May 4 - 5, 2013

Spring on the Strait

Carquinez Strait Stitchers
 Saturday 10 - 5, Sunday 10 - 4:00
 Historic Clocktower
 1189 Washington St. Benicia CA
<http://www.cssquilter.org/quiltshow-dates.php>

April 13, 2013

Showers to Flowers

Sharon Cahn of "Pluckings"
 Opening Reception 6 to 9 pm
 McCree-Goodeau Gallery
 930 Marin St., Vallejo, Ca
 Fashion Show ~ Door Prize
 Artist Workshops April 27th and May 4th

May 4-5, 2013

Mountain Gems Quilt Show

Sierra Mountain Quilters Association
 Saturday 10 - 5, Sunday 10 - 4:00
 Oakhurst Community Center
 39800 Road 425B, Oakhurst, CA
<http://www.sierramountainquilters.org/Our-Quilt-Show>

May 18-19, 2013

A Splash of Fabrics & Art

Delta Quilters Guild
Saturday 10 - 5, Sunday 10 - 4:00
Brentwood Community Center
35 Oak St., Brentwood, CA

May 18-19, 2013

A Garden of Quilts

Sun Country Quilters Guild
Saturday 10 - 5, Sunday 10 - 4:00
Tehama District Fairgrounds
650 Antelope Blvd., Red Bluff, CA
http://www.suncountryquilters.com/index_files/quiltshow.htm

June 1-2 2013

A Day of Color


Flying Needles Quilters Guild
Saturday 10 - 5, Sunday 10 - 3
Yolo County Fairgrounds
1250 E. Gum Ave., Woodland, CA
<http://www.flyingneedlesguild.com/2013-quilt-show.html>

June 1-2 2013

Wine Country Quilts

Moonlight Quilters of Sonoma County
Saturday 10 - 5, Sunday 10 - 3
Veterans Memorial Bulding
1351 Maple St., Santa Rosa, CA
<http://www.mqsc.org/annual-quilt-show/>

Sunshine



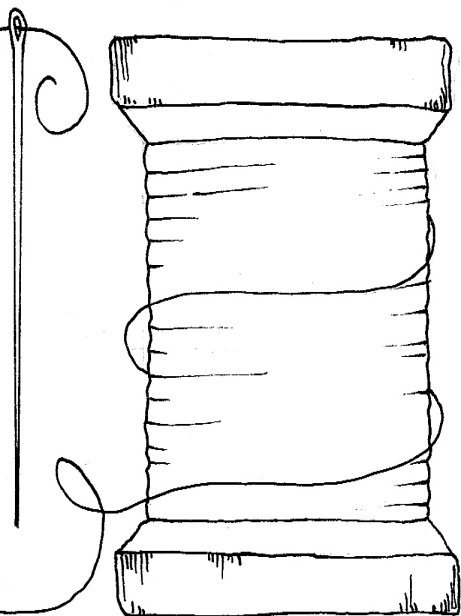
Knowing that someone cares can really make a person's day brighter. Please contact me by phone or email if you know someone who could use a card from the SRQG.

Happy Sewing,
Jan Westerman (Ms. Sunshine)

Meeting Etiquette

- ◆ Please avoid chit-chat while someone is speaking to the group.
- ◆ Please peruse the Silent Auction & Boutique before and after the meeting--not during the meeting.
- ◆ Please, do not browse the speaker's table during the meeting.
- ◆ Please set your cell phone to silent mode or turn it off.
- ◆ At Speaker Meetings, please move to the center of the rows and eliminate empty seats, so late-comers will be able to find a seat and not disturb the group.

Thank You Sew Much!



stitch'n times advertising rates

Business Card	2.25" x 3.5"	\$10.00
1/4 page vertical	3.5" x 4.875"	\$25.00
1/4 page horizontal	4.875" x 3.5"	\$25.00
1/2 page vertical	3.65" x 9.75"	\$50.00
1/2 page horizontal	7.5" x 4.75"	\$50.00
Full page	7.5" x 9.75"	\$100.00

Contact Newsletter Editor Jan Andrews

For the Record

The minutes of our meetings can be found archived on the blog on our website. Please review them and report any corrections to Jan Andrews or Chris Nolen.