



Stitch 'n Times

Santa Rosa Quilt Guild

P.O. Box 9251, Santa Rosa, CA 95405

November-December 2013 • Vol. 37 • No. 11

President's Message

This is my last president's message and I have mixed emotions about it. First, I won't miss writing the once a month message to you. Poor Jan Andrews, the newsletter editor, and a fine one at that, but I know I will not miss her hunting me down and hectoring me into writing it.

I started the year with a message that hoped I would do as well as the presidents that preceded me. Well, nothing burned down and the guild is still humming along. I'll take that as a success! I wish I could take credit for the all successes of the past year but that would be disingenuous. The success belongs to all the guild members who volunteered for the board or a committee, those who donated their time quilting for the community quilts, or those who just gave a hand when a hand was needed. This guild is a success because it's members want it to be and I believe nothing is impossible if we strive for that goal. As it is said, it takes a village.

I will miss leading the meetings. I had a lot of fun doing so and I hope you enjoyed them. Vicki David will be leading our meetings next year and I know there is great anticipation but don't worry, I'll be in the audience raising Cain and mixing it up. I don't want to disappoint you.



Chris Nolen

Programs & Workshops

SANDRA MOLLON

PROGRAM THURSDAY, JANUARY 16, 2014 ~ "VISUAL TEXTURE: THE ART OF ADDING TEXTURE TO TEXTILES"

WORKSHOP FRIDAY, JANUARY 17, 2014 ~ "EMBELISHED WILD ROSES"

With Valentine's day February 14th, how could you miss the "Embellished Wild Roses Appliqué" class with **Sandra Mollon** January 17th?

Sandra has been making quilts for over 20 years and has been teaching in Northern California for more than 12 years. She specializes in teaching hand appliqué and other quilt making techniques. She has completed 3 Baltimore Album style quilts and was the teacher for a group production album quilt, as well as working on a fourth. She has won numerous ribbons in quilting.



Try your hand at appliqué and sign up for the Jan. 17th. Class fee is \$40 per person (only 20 spots available). The class is currently full, but we are accepting names on the waiting list.



Joanie Bellinghausen
& Genelle Voorhees

February Program

COLLEEN GRANGER


PROGRAM ~ FEBRUARY 20 ~

“ COLLEEN’S BODACIOUS TRUNK SHOW”

WORKSHOP ~ FEBRUARY 21~ “CIRCLE QUILT ”

Don't miss 'Colleen's Bodacious Trunk Show' lecture on Feb. 20th and her 'Circle Quilt' Workshop on Feb. 21st.

“It may be hip to be square...but round is definitely where it's at!” states Colleen.



She is an author, designer, teacher, quilt maker, and long arm machine quilter, living part of the year in Alaska and part in California.

Sign-up for her class and learn this special technique for making round quilts, wall hangings, table centerpieces, or use this unique technique in a medallion quilt.

2014 Program and Workshop Schedule

Jan 17 – Sandra Mollon
Feb 21 – Colleen Granger
Mar 21 – Melinda Bula
Apr 19 – Anelie Belden
May 16 – Jenny Lyon
Jun 20 – Michele Peerson
Jul 18 – Harriet Hargrave
Aug 22– To Be Announced
Sept - FOUNDER’S DAY LUNCHEON
Oct 17– PIQF (IN-HOUSE SPEAKER)
Nov 21- Alethea Ballard
Dec – NO MEETING
Look for the sign-up sheet in the back of the room for January and February classes at \$40 each.



Joanie Bellinghausen
& Genelle Voorhees

Help Needed for D.A.A.C.

For the past 5 years I have led a monthly sewing/crafts class for the perinatal gals in recovery at the Drug Abuse Alternatives Center (DAAC).

The women in this 180 day out-patient program are either pregnant or are parenting mothers. The Peri Program rewards the gals for good attendance, journaling, etc. with DAAC Dollars (not real dollars). The DAAC Dollars allow them to buy items in the DAAC Store. The DAAC Store is a closet with items donated, such as diapers, children’s clothing, toys, toiletries. It is a wonderful incentive for the gals. One of the gals saved up \$500 in DAAC Dollars to purchase a sewing machine that one of my friends donated to the DAAC Store. Every December we sponsor a luncheon for these gals and give each of them something special. This year we are giving every gal some DAAC Dollars to spend in the DAAC Store.

In order to make this successful, we need items to fill the store. Here is a list of items that these gals need most:

Diapers (sizes newborn to 4)

Wipes

Children’s clothing (new please, or just like new)

Journals (bound or spiral books/notebooks for journaling)

Pens and pencils

Women's products, toiletries and deodorant

Tooth brushes and tooth paste

If you would like to help, please bring your donations to Guild meetings.

Thank you,
Genelle Voorhees, Gail Alford, Alana Colburn, and Helen Smith



FOR SALE

I am selling a Viking 18 x 8 Long Arm with 10' Imperial Frame by Grace Company, I work full-time and go to school. I realized it was not the time in my life to make an investment of time in learning a new machine. Comes with a Quilt Sew Clever robot, motor and frame sensors to allow auto quilting. Bought from the Village Sewing Center in Santa Rosa. They offer classes and all support. Asking \$6000 firm.

Contact Nocona 707-546-3768

Sew-A-Row

There are fourteen Sew-a-Row projects for 2013. Watching them grow, from first starter row to the finished five row project has been a pleasure. I have enjoyed my two years as sew-a-row coordinator. Most of all, I appreciate that it has given me the opportunity to meet more guild members.

There have been many people who have assisted the sew-a-rows, from picking up the basket when I left it behind ("Didn't I have more to carry when I came in at 9:30?") to adding a row or finding someone to add a row here and there as needed. I thank all of you for your partnership.


This year we had not only sew-a-rows, but there were two medallion quilts. They are turning out quite nicely.

Debby Bainbridge will be the coordinator for 2014. She is collecting starter rows now. It is a wonderful way to use a few blocks that you might have left over from a project, or to test out a new pattern, or just make a row to see how it grows. I would love to see twice as many sew-a-rows for Debby next year.

🌸 Ellindale Wells

Sunshine

The genuine care and concern of this guild never ceases to amaze me. A total of 36 cards were requested to be sent out in the year 2013. The bulk of the cards were Speedy Recovery/Get Well with a handful of Missing You/Thinking of You, Sympathy and Memorial notification. These were sent to current members, as well as to those who are unable to continue their membership in the last two years, but still maintain friendships with guild members.



I have received nice feedback from card recipients letting me know that your care and concern does make a difference. If you know of any member that could benefit from a card, **PLEASE** don't hesitate to e-mail, call or catch me at a guild meeting.

Thank you for your donated Get Well, Thinking of You and Blank cards. I was once again able to come in under my budget without the need to purchase cards and only postage for the year.

It was an honor to serve this guild as Ms. Sunshine in 2013 and I look forward to serving you again as Ms. Sunshine in 2014.

Happy Sewing,

Jan Westerman (Ms. Sunshine)

November-December 2013

Block of the Month

We've had a lot of fun with the Block of the Month this year. With the theme of "**Never Enough Nine Patch**", we should all be comfortable now with making Half Square Triangles and Flying Geese.

To sum up the year ... an "**Irish Chain**" wound its way through "**Adele's Garden**" and when I saw it, I took my "**Scrappy Heart**" out on the "**Road to California**" and here I am. Who would have thought that "**Dolley Madison**" would have brought two bears together and come up with "**Bear Squared?**" But Dolley was such a party person ...



Remember Dotty

As the "**Summer Winds**" gave way to "**Falling Leaves**", we wondered at the bright "**Sonoma Star**" that outshines the "**Flying [Space] Shuttle**" ... nevertheless, while we gaze at the heavens, we will all "**Remember Dotty.**"

Enough of that ... for our final Block of the Month for 2013, I present to you "**Jensen's Folly.**"

This block may come as a bit of a challenge. It's a combination of the HST's and FG's we've been working with all year, but added into the mix is a paper pieced center. Consider this a transition block between the 9-patch blocks for 2013 and next year's Block of the Month theme ... "**Good Foundations.**"

Our January TSW will feature Phyllis Gallaway teaching paper piecing techniques. We hope you'll attend so you can learn all the tricks to this quick and accurate method of making intricate quilt blocks ... perfect points guaranteed.



Jensen's Folly

Thanks so much to all of you who participated in Block of the Month 2013. We'll be asking those of you who have won blocks and made them into a quilt or a top to bring them in the first meeting of February to share with us and inspire others join us.

Wishing you all the very best of the holiday season!



Jim Jensen & Dianne Cheli

www.srqg.org

New Feature!

“Needle and Thread” ... one is totally useless without the other. Try making a quilt with just a needle and you'll end up with the three different layers you started with. Try making a quilt with just thread and you'll end up with just frustration. No matter how talented the quilter, it takes the teamwork of both needle and thread to create anything.

The guild leaders and general members ... one is totally useless without the other. Try keeping the guild the vibrant community based group that it is without people willing to step up and take responsibility for organizing, presenting and accounting for all the little details, and you'll end up with just a bunch of people gathering for coffee. Try running the guild without the secure knowledge that its membership will show up and participate, at whatever level, and be there to interact as a true community, and you have a smaller group of people having no one to lead but themselves. It takes the complex teamwork of the guild leaders and all members to create the incredible group that is the Santa Rosa Quilt Guild.



Thus, the name of this column is “Needle and Thread”. Each issue of the newsletter will feature one of the guild members, whether on the board or not, so that we can all get to know each other a little better and perhaps gain insight to what it is that weaves us all together.

 Jim Jensen



SALE

MY COTTAGE QUILTS

Inventory reduction in December
ALL bolt fabric reduced by 30%,
(1/2 yard minimum)
Free delivery in Sonoma County

www.mycottagequilts.com
707-291-6832

Needle and Thread

Jim Jensen

We are so very pleased to welcome Vicki David as the President of the Santa Rosa Quilt Guild for 2014.

Vicki started sewing her own clothing when she was in the sixth grade. That diligence extended to sewing clothes for her daughter throughout her years at home. Vicki kept scraps of all the creations she made and used them to applique an angel quilt for her daughter to take with her when she left home for college. That was enough to get Vicki hooked on quilting, a talent she has followed for more than twenty years.



Being very creative, Vicki's inspiration comes from her friends and family. She doesn't follow any particular teacher or blog, although she is an excellent teacher in her own right. While she enjoys piecing, applique is her favorite technique and she often combines the two. Vicki laughs that she's known for brown being her favorite color; she loves autumn shades, particularly batiks.



Pandora


Vicki claims to be very frugal ... except when she goes to a fabric store! She prefers to go fabric shopping with a specific project in mind, rather than just buying whatever catches her eye.

She likes to finish whatever she starts and has only five or six UFO's. Vicki's currently working on a “subtle” Christmas quilt.

Winner of the “Best of Show” at the Santa Rosa County Fair this year, Vicki's biggest brag is winning second place for new entry at the Paducah Quilt Show with “Pandora”. She feels honored that it was accepted at the Houston Quilt Show.

Vicki loves the camaraderie of the Santa Rosa Quilt Guild, and the abiding friendships she has made learning and sharing with fellow guild members. She loves to look at her favorite quilts and recall the friend who gave her that scrap of brown batik, or who she was with when she bought the copper thread.

We're looking forward to Vicki's leadership, talent, and wicked sense of humor as she takes the reigns of president of the Santa Rosa Quilt Guild. Thank you, Vicki! So many good things to come!

 Jim Jensen

www.srqg.org

Library News

As I type, Thanksgiving is fast upon us, then the Holidays arrive in a big hurry. Another year has flown by all too quickly, so that must mean I have been having lots of fun, and a big part of that is because of all of the super-duper members of our SRQG. The friendships are priceless, their sharing of quilt projects the best entertainment in the world. I DO have lots to be thankful for, and I cherish the gifts that I find each and every day all through the year. We have been fortunate to add many more interesting books, DVDs, and magazines to our collection this year thanks to the many who support our library through generous Silent Auction donations and purchases. The library volunteers magically appear are indispensable in keeping things organized, and making me look better than I ever could be. A Happy Holiday Season to all – and now I am itching to dig into our newest books . . .

The following is a list of the books that came into our possession since our last newsletter. For images of the covers and more detailed descriptions of the items, just click on LIBRARY on our website www.santarosaquiltguild.org. Linda Hooper has written easy-to-understand directions about how to utilize the library site. To locate her instructions, click on the underlined “here” in the second paragraph at the top of the library page. Let me know if you would like guidance with the site and we’ll sit down at the Library’s laptop computer after a meeting. *A hint: if you are looking for an author, remember to type in the last name first, and if you are searching for a book title, type in the first “important” word leaving the a, an, and the’s ‘til the end.*

THE SPYMISTRESS by Jennifer Chiaverini – The word “quilt” never shows up in this historical fiction, but it is in our guild library because of the author, and I have collected all of her books for our shelves. This is a true story written as a novel about a woman who lives in Richmond, Virginia, the Confederate Capital, but is loyal to the beliefs of the North. Elizabeth Van Lew has been inducted into the Military Intelligence Hall of Fame. If you like this book, you will love Chiaverini’s **MRS. LINCOLN’S DRESS-MAKER**. You do not have to read these two books in any particular order.

THE LOYAL UNION SAMPLER FROM ELM CREEK QUILTS – by Jennifer Chiaverini – 121 – 6” Traditional Blocks and stories about the women of the Civil War. The gallery features how different quilters put their blocks together. One quilt is

Library News continued

named “Santa Rosa Sunset.” Our very own Fran Threewit is acknowledged as one of the block makers!

QUILT NATIONAL 2013 – from the Dairy Barn Arts Center in Athens, Ohio – 85 of the best contemporary and innovative quilts culled from more than 850 entries from the entire world. The contest takes place every-other-year, and we have all of the books back through the 1980s.

CIRCLES PIZZAZZ by Judy Sisneros – Full-size templates for three different pieced circle blocks, instructions for a dozen quilts in various sizes, never-ending possibilities. Judy has spoken to our guild twice, and we have all of her books in our library.

CURVES FOR COWARDS by Cara Gulati – Cara has spoken to our guild, and we do have her **3-D EXPLOSION** book in our library. When I saw her on Alex Anderson and Ricky Tims’ **THE QUILT SHOW** DVD, Series 11, Disk 2, I knew we should have this book in our library. In her Acknowledgements she thanks our adored Jim Wyllie (owner of Parkside Sewing) for loaning her the Bernina sewing machine for the photographs in the book, and “for always making sure my machines are running well. I keep trying to kill them, and he brings them back to life.” That’s our Jim!

ART QUILT MAPS by Valerie S. Goodwin (an architect) – from the back of the book: “find inspirations in real and imaginary sites, in old maps, in poetry, and in memories – transform a place’s essential lines and shapes into quilt designs – make luminous textures with fabric layering, paints, stamps, stencils, drawing, and appliqué”

THE QUILT SHOW – Series 11 – Alex Anderson and Ricky Tims – four DVDs – my thanks to Marilyn Altenbach, a subscriber of this show only seen on the internet, for continuing to obtain the DVDs for our library at her member’s price. Please see our SRQG website’s Library section for a complete description of who appears in each of the shows. Just a hint from this series: if you have ever sewn on a button you won’t want to miss Tom Russell giving a tip that I wish I had known a half century ago. Even though I think I will not be interested in a particular episode, I guarantee that I have found something exciting in every segment. There are three or four shows on each disk – very do-able to watch from one meeting to the next when they need to be returned for the next person on the reserve list.

Library News continued →

Library News continued →

Library News continued

THE QUILT SHOW – Series 12 – Alex Anderson and Ricky Tims – four DVDs – three or four one-hour segments on each DVD – do not have to watch in any particular order – there is something of value in each and every show. Be sure to check our SRQG website, click on LIBRARY on the left side, and then type in “Quilt Show, The” to learn detailed information about who is on which disk. We have the majority of the artists’ books in our library. If come across a performer whose book we do not have and you wish for it to be on our shelves, please let me know.

STREAKS OF BATIKS – FABRIC-INSPIRED QUILTS by Sandra L. Holzer

101 FABULOUS SMALL QUILTS by That Patchwork Place (requested by Jackie Pitts)

UNCOVERINGS 2013 – VOLUME 34 OF THE RESEARCH PAPERS OF THE AMERICAN QUILT STUDY GROUP – free with dues

A COLOURFUL JOURNEY by Kaffe Fassett – a donation – I am not sure why we did not have this book, published in 2003, in our library, but the colors are as fresh as if it were written yesterday

QUILTS JAPAN – March 2013 issue – a donation – the pictures speak the 1000 words that the majority of us will not be able to translate from the Japanese language

A GATHERED GARDEN – 3-Dimensional Fabric Flowers – by Carol Armstrong (a donation)

CRAZY QUILTS by Penny McMorris (autographed) – from the library of Dotty Zagar

TWENTIETH CENTURY QUILTS 1900-950 by Thos. K. Woodard and Blanche Greenstein (a donation)

CREATIVE TRIANGLES FOR QUILTERS by Janet B. Elwin (a donation)

THROUGH THE YEAR by Art to Heart (a donation)

Be sure to let me know if you find an item that our library need!

And don't forget that we have magazine subscriptions to:

FONS AND PORTER'S LOVE OF QUILTING
QUILTERS NEWSLETTER (all of the issues since the very beginning!)

MACHINE QUILTING UNLIMITED

QUILT LIFE (Alex Anderson and Ricky Tims)

Library News continued →

November-December 2013

Welcome Our New Members!

Please look for these new members and
make them feel welcome!

Toni Anderson
Evelyn Holmes
Carolyn Massell
Janice Snow
Lynette Whitman

Be A Mentor!

Library News continued

QUILTING ARTS
AMERICAN QUILTER
QUILTMAKER
FABRIC TRENDS

Plus many past issues of:
MINIATURE QUILTS
JAPANESE magazines
QUILTMANIA (European)

Wearing your nametag is a huge help to everyone. This is an excellent way for us to get to know each other.

Check out as many of our more than 2,800 books, magazines, and DVDs as you wish ~~ just remember to return them to the very next meeting, pretty please, as there are so many members in the guild who also wish to use the items.

Our library needs many, many volunteers. You do not need to formally sign-up to help – we'll take whatever time you can spare before or after any meeting. If you do not like the job you are given, don't be shy – let us know what you would rather do. I can never thank everyone enough for their assistance and support with making our library the best in the entire world!



www.srqg.org

Community Quilts

An enormous **THANK YOU** to all who worked on the Community Quilts project this year! Because of your generous hearts and abundant talent, our guild has donated quilts to over one thousand deserving children, adults, and seniors. We received requests for quilts from many organizations this year and were able to meet all of their needs. In January, we will post the list of organizations and numbers of quilts donated.

Members kept busy all year ~ making & pressing labels ~ donating & washing flannel ~ donating fabric ~ making tops at home ~ completing quilts at



home ~ making quilts from start to finish ~ coordinating orphan blocks ~ coordinating Community Quilts friendship blocks ~ sewing labels at meetings ~ coming to workdays at Pam's house ~ joining us at 5th Thursday Retreats ~ participating in Quiltathons ~ helping with set up & clean


up ~ overseeing work stations at Quiltathons ~ sharing expertise at 5th Thursday Retreats & Quiltathons ~ knitting baby hats. The success of this project is due to the participation of so many members.

Very special thanks go to ♥ Laura Barrett ♥. In addition to working on donation quilts at home and at Pam's, she helped set up, clean up, organize, and oversee work at each 5th Thursday Retreat and Quiltathon. Laura is calm and efficient and has a wonderful sense of humor. Her participation this year has been invaluable!

If you take time to work on donation quilts during the holiday season, please consider making one for a toddler or pre-teen at the Valley of the Moon Children's Center. The ideal size is 40 x 60, and bright, cheerful fabrics are best. On April 3rd we will present the center with 100 quilts – our guild's way of offering comfort and support to the children there.

Mark your calendars and plan to join us for a relaxed 5th Thursday Retreat at the Luther Burbank Art & Garden Center on January 31st. And on Thursday February 6th, we will hold the first Quiltathon of 2014. Details to follow.

We enjoy coordinating this project and look forward to another year of working with all of you.


 Pam Beebe & Anne Dondero

Boutique & Raffle

It has been a great and profitable year for the Boutique and Raffle. The tables are really full despite all we have sold. Everyone has been helpful in so many ways, making thread catchers, bibs, bread bags, pot holders or anything we've asked for. Thank you also to everyone who has helped set up and take down. It's a lot of work and many hands make it easier on all of us. It's very encouraging to see so many new members and have them participate. That keeps the guild young and exciting. Let's keep up the good work next year. Continue to bring in your ideas and, even better, completed items to sell and we will make 2014 the best B & R year ever. More fun, more exciting, and enjoyable for everyone. (At least half dozen people came by to comment on a statement in the last newsletter, so there are a few who read it completely.)


If anyone is interested in being a permanent member of our committee, your help is most welcome and please come by and talk to Betty.

Have a great Christmas and the best of New Years.


 Betty Upchurch, Joni Passanisi-Poole & Carol Jarvis

Community Quilt Sizes

40" x 60" Our biggest need.	Please use <u>bright colors</u> for young children or fabrics that will <u>appeal to teenagers</u> .
50" x 65"	For 18 year olds aging out of the Foster Care system.
40" x 60"	Lap quilts for adults/seniors. We give these to The Council on Aging and Secret Santa.
Doll Quilts	For little boys & girls. We collect these all year and donate during the holidays.
80" x 100"	Bed quilts for Wounded Warriors. We donate only a few of these large quilts.
32" x 40" (None needed)	<i>The current need for NICU/baby quilts is being met using kits put together at Community Quilts work parties.</i>



New & Updated Information!



Pointless Sisters

It has been a banner year for the Pointless Sisters! We exhibited work at the Rincon Valley Library, Occidental Center for the Arts, MQSC Wine Country Quilt Show, the Laguna Foundation's Heron Hall Art Gallery, and Sprint Copy Center. Several of these exhibits featured our challenge "Interpreting Red." We made two very successful raffle quilts, one for the Rincon Valley Library Summer Reading Program and one for the Laguna Foundation. In addition, two individual members of the Pointless Sisters are featured artists: Cathy Shanahan at the Windsor Arts Council (www.windsorartscouncil.com) (exhibit already complete) and Cathy Zeleny at the Cloverdale Arts Alliance (www.cloverdaleartsalliance.org) through December 29th. Other members have had works accepted into SAQA exhibits and permanent collections at universities. Our programs have featured study exercises from the book *Adventures in Design* by Joen Wolfrom; technique sharing, including shibori and tidbit quilts; and slide shows of fabric-oriented trips. Show and Tell at our monthly meetings is always inspirational!

2014 promises to be another outstanding year with exhibits planned for the Rincon Valley Library (January-February), Occidental Center for the Arts (March-April), MQSC Wine Country Quilt Show exhibit (June), Finley Center (August-September), and Sprint Copy Center (November-December). These exhibits will feature our latest challenge, "In the Style of..." Many of these quilts were revealed at our October meeting. We are also planning a class with Judy Coates Perez in April and, of course, our next challenge.

Pointless Sisters continued →

Pointless Sisters continued

The Pointless Sisters group shares their work, discusses new trends and art quilt techniques, provides education programs and sponsors challenges. Our January meeting features a potluck and discussion of our goals for 2014.

The Pointless Sisters art quilt group meets the fourth Tuesday of each month (except December) from 10 a.m. to 12 noon at the Luther Burbank Art and Garden Center, 2050 Yulupa Avenue in Santa Rosa. The door opens at 9:30 for coffee and conversation. The program follows a brief lunch break.

 Carroll Hirsch

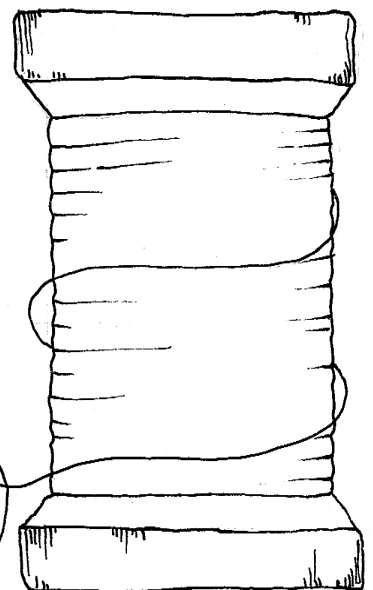


Have you bought your tickets?

Meeting Etiquette

- ◆ Please avoid chit-chat while someone is speaking to the group.
- ◆ Please peruse the Silent Auction & Boutique before and after the meeting--not during the meeting.
- ◆ Please, do not browse the speaker's table during the meeting.
- ◆ Please set your cell phone to silent mode or turn it off.
- ◆ At Speaker Meetings, please move to the center of the rows and eliminate empty seats, so late-comers will be able to find a seat and not disturb the group.

Thank You Sew Much!



Rhonda's Retrospective

Hello Santa Rosa Quilt Guild!

Please get out your number two pencil and a piece of paper - there will be a quiz.

In the beginning: My mom, Judy, used to make us matching Easter raiment. My grandmother, Louise, sewed wedding attire. My granny, Novella, could size a person up with a look to make a tailored garment and she was an award-winning quilter who sewed quilts for the family, the needy, and the down-trodden. My step-mom, Pauline, was an avid sewer. She made my maternity ware as well as layette for my babies. Before my focus was on fabric, beads were my thing.

When I was expecting my first baby in 1980 I fell in love with sewing. I had two nieces who were having birthdays so I made them sachets using scraps of yellow flannel and I embroidered their initials in red floss. I soaked cotton balls in perfume and tied the floss in a bow to close the wee fragrant pillows.

My mom gave me her old Elgin with cams that gave me fits. With awful tension I made my first quilt, a pink and white Swiss Dot Flying Geese for my baby girl, Tawny. Shortly after that her dad, Lee, joined the Marines and I went to live with my dad and step-mom while Lee completed basic training in San Diego. During this three months Pauline encouraged me to use her Pfaff and Viking while providing all materials and tutelage. This is when I became a Viking Girl.

Four years later I received a box holding my very own brand new Viking followed by yearly boxes of materials, patterns, notions, and such. I like to say that if it hadn't been for Pauline, my kids would have been naked.

Sometime in the 90's Mark and I drove south to see my granny in a rest home in Joshua Tree. We went to her designated room and I was horrified to find

that I didn't know which woman was my grandmother. I stepped back into the hall to ask Mark which lady was mine? Then we heard her say, "Hi Mark". It was one of the saddest things I've ever seen; she was shivering.

This woman who had made hundreds of quilts for many a person was freezing. How can a hospital not have enough blankets?! I was angry that a woman who had done so much for so many could be so cold. Fortunately I had made her a quilt; red and green pinwheels in pretty Christmas swirls of gold with fat batting, a fleece back and satin binding. She told me later on the phone that she would have frozen to death without the quilt I gave her. From that moment on I was determined to quilt for the world at large as the universe had informed me of the need. I did various projects for various people on my own as needs came to my attention. The last time I quilted "for the universe" - on my own - was for two kids living in a shed in Geyserville in the winter of 2007.

In the summer of 2007 I meet Tina White at the Cotati Farmer's Market. She was making amazing and wonderful wine bags. We became fast friends. She would help me with my messy sewing room - she tried to get some organization and direction for the chaos. With every visit she would ask me to attend a meeting with her at SRQG. With every request, I declined with myriad reasons why that couldn't be done. Finally, I acquiesced. My first visit happened to be the February 2008 quilt-a-thon. Sold! Suddenly I was with sisters, mothers, aunties and grandmothers. I was "home" and finally, for the first time in my life, I was comfortable in my own skin.

Since joining the Guild I have been:

A Board Member, 2009/10 Programs and Workshops with Linda Thomas in addition to much hand holding (per my request) by Phyllis Gallaway.

2011, Recording Secretary, with much hand holding by Sharon Fry and Phyllis Gallaway.

Membership 2012, 2013, and 2014. We call ourselves "Team J-Rho" as the team is co-chaired by Jan Westerman and Jan Andrews.

I've also participated in other activities: Community Quilts. I had an early goal of participating in all quilt-a-thons and Fifth Friday Retreats and making three completed quilts a month: boy, girl, and gender-neutral. I modified the goal to participation in all quilt-a-thons and make one complete quilt a month, any gender. Third goal: donate quilt tops to the quilt-a-

Rhonda continued on next page →

Rhonda continued

thon and one complete quilt a quarter. Fourth goal: roll around at quilt-a-thons and make chit-chat and complete three quilts a year. Fifth goal, chit chat at quilt-a-thons and donate fabric.

I helped at the Tri Guild Luncheons of 2010 and 2013 in Reception with Jan Andrews and Vicki David (and emergency fill in Phyllis Gallaway while Jan looks for - and finds - her missing keys).

I volunteer every year in Hospitality (and often security) at the Wine Country Quilt Show held by the Moonlighters of Sonoma County Quilt Guild.

At the Sonoma County Fair with Pam McVey as Liaison I volunteer to sit and sew baby quilts. I entered for the first time in a county fair, ever, in 2008.

I co-chaired Block of Month in 2009 and 2010: 'The Neighborhood' co-chaired by Barbra Cortelyou and Linda Ziemer and 'Almost Amish' adding Joyce Woods to the team.

I chaired the Friendship Block in 2011.

I've taught three Technique Sharing Workshops: 'Knot Dollies' in 2010, 'Let's Embellish' in 2011, and 'Closet Caddy' in 2013. For the 2013 TSW's I tag-along with Phyllis. I write thank you cards while she does everything else.

I co-chaired the 2011 Challenge - 'First Class Quilting' (a granny inspiration) - with Linda Hooper.

I participated in the Sew-a-Row acquiring the pieces that became 'Elvis is in the House' and 'The Love Quilt'.

I've worked on the Opportunity Quilts 'Family Ties' and 'Vintage Friendship' and the upcoming - yet to be revealed - 2014 Opportunity Quilt. You can buy tickets for the Opportunity Quilt from me at the Membership Table.

I went to PIQF in 2010 on the Bus Trip. OMG!

I finally got around to "playing" in the UFO program in 2013 with my 'Almost Amish' blocks.

Workshops I have taken:

- 2008 Jun Nancy Brown - *Cats*
- 2009 Jan Judy Mathieson - *Mariners Compass*
- Jul Nancy Pinkston - *Square in a Square*
- 2010 Jan Linda Ballard - *The Big Easy*
- Feb Julie Hirota - *Tile Mosaics*
- Mar Ray Houston - *Line on Design*
- Apr Canceled, free sew
- May Laura Wasiloski - *Tiny Homes*
- Jun Jane Sassaman - *Suns and Moons*
- Jul Sandy Turner - *Attic Window with Perspective*

November-December 2013

- Aug Jill Schumacher - *Design Layout*
- Oct Silvia Davis - *Ethnic Fabric Quandry*
- 2011 Feb Sandi Cummings - *Double your Fun*
- Mar Marie Strait - *I've Got Scraps, Now What?*
- Apr Jerry Fujimoto - *Curves with no pins*
- May Rachel Clark - *Purse or Vest*
- Jun Sandy Klop - *Merry Go-Round*
- Oct Cathy Van Bruggen - *Autumn Sampler*
- Nov Melody Crust - *Eye Candy*
- 2012 Jan Sherry Werum - *Mosaic table runner*
- May Rami Kim - *Free Motion Embroidery Purse*
- Jun Marilyn Kalinowski - *Hand Applique Primer*
- Aug Peggy Martin - *Wishing Star*
- Oct Lynn Mann - *Throw Tradition a Curve*
- 2013 Jan Laurel Anderson - *Whisper of Spring*
- Feb Marjan Kluepfer - *Heaven at Home*
- Mar Cathy Hoover - *Wild & Crazy Quilt*
- Jun Linda Wagner - *Log Cabin*
- Jul Wilma Taylor - *Log Cabin Mini*
- Sep Vicki David - *Applique for Beginners*

MQSC Alethea Ballard - *My Favorite Chair*

I also attended a workshop by Marci Baker but I don't remember the date or subject.

When I first joined the guild, I was reminded of a sermon I heard once called 'Our hands are instruments of love'. I was recently asked where my inspiration comes from. I think that might be the answer, being "in spirit". I want my work to be a blessing. I want the receiver to feel the love. I want the work of my hands to be the work of my heart. I want the work of my heart to be inspired.



Rollin' Rho

Rhonda Denny

In Memorial

Members we lost in 2013

Valda Whitman March 23

Jackie Harris May 23

Dottie Zagar June 30


Christine Huntley August 9

Jeanne Brogan December 3

Friendship Blocks

Wow! We had a record-breaking 22 requests for Friendship Blocks this year, with close to 400 blocks being submitted! You've all certainly kept Elaine Tucker and me busy this year posting all the photos on the website. Thanks to all of you for the wonderful level of participation.


Lots of members have earned lots of credits this year, so I expect/hope that the 11 members with 20-43 credits, and the 26 members with 10-19 credits, to submit requests of their own to have blocks made during the coming year! I'll be in touch with you all, to encourage you, as I will continue in this position for at least one more year.

 Phyllis Gallaway

Technique Sharing Workshops

Rhonda and I extend a huge "Thank you" to those members who did a TSW for us this year – we appreciate your willingness to share and applaud your expertise. We had great attendance at the TSW's - all great crowd-pleasers.

Gari Jones will be chairing the TSW committee next year, so please route any suggestions to her. The first two have already been scheduled: Jan 2 will be introduction to foundation paper piecing (this will come in handy for those interested in the 2014 Blocks of the Month.) Jan 16 will be a demonstration by Pam Beebe of how to take a few strips of fabric, and turn them into the cutest fabric basket!

 Rhonda Denny & Phyllis Gallaway

Makes SCENTS to me!

Many of our members suffer from allergies or sensitivities to perfumes and scented lotions, etc. We respectfully ask that you leave the scents at home on Guild meeting days.



stitch'n times advertising rates

Business Card	2.25" x 3.5"	\$10.00
1/4 page vertical	3.5" x 4.875"	\$25.00
1/4 page horizontal	4.875" x 3.5"	\$25.00
1/2 page vertical	3.65" x 9.75"	\$50.00
1/2 page horizontal	7.5" x 4.75"	\$50.00
Full page	7.5" x 9.75"	\$100.00

Contact Newsletter Editor Jan Andrews

Opportunity Quilt

Thank YOU! Thank YOU! Thank YOU!

I want to thank each and every one who volunteered to help sell Opportunity Quilt Raffle Tickets for both **Santa Rosa Beauty** and **Vintage Friendship Garden**!! Believe me I could not do this job without you!!! I have also come to know a whole bunch of new people that have come into my life doing this job. It is wonderful!

What a Fantastic year we had!!!

Santa Rosa Beauty had a great run! +\$6000 in raffle tickets sold. Our best yet! It also found a wonderful home!! Sorry to say that Ellendale could not keep the quilt as she had no place for it and she knew it needed somewhere it could just SING!!, so now Linda Ziemer is the proud owner (she was so excited!!). She told me she had just the right spot for it.

We are half way through the year for Vintage Friendship Garden and we're looking forward to a very busy raffle season. Mark your calendars for **March 14-16** as we will have a booth at the **Spring Home and Garden Show**. Also the Vintage Friendship Garden will be traveling to other guilds during the next 6 months. In January it will be going down to the San Francisco Quilt Guild for a morning and an evening meeting.

Remember to pick up your "Vintage Friendship Garden" raffle tickets at our meetings. You can purchase tickets for yourself, sell them to friends, or even give them as a gift (yes the holiday season is here!!). I have postcards that show what our wonderful quilt looks like when you approach your family and friends for support of Santa Rosa Quilt Guild and all we do. The post cards are at the **Membership Table** along with your tickets.

Remember the guild asks you for this small donation (\$20=4 books) to help support Community Quilts, Speaker Fees, to keep our Workshop Fees L-O-W, and to help pay rent which is coming due. When you're paying for your 2014 membership add \$20. to your check total and your good to go!!

**I also mentioned at the last guild meeting that I need someone to assist me as there are some opportunities to sell raffle tickets that I just can't get to such as the Spring Home and Garden Show in March. It would also be great to have some company when I take Vintage Friendship Garden to other Guilds. Any Volunteers????



Raychell Sumner

Affiliate Members

BROADWAY QUILTS

Gery Rosemurgy, Owner
20525 Broadway, Sonoma, CA 95476
707-938-7312
www.broadwayquilts.com
Mon-Sat 9:30-5:30, 11-3 Sunday

COUNTRY MOUSE

Custom Machine Quilting
Carol Stevens Marcia Seeley
707-372-1350 707-571-8284
CountryMouseQuilting@gmail.com
Hours by Appointment

HEARTMADE QUILTS

Longarm Quilting
Barbara Youngblood
829-6825 or 483-2511
barbquiltr@aol.com
<http://www.heartmadequilts.com/>

IT'S FROM GRANDMA

Machine Embroidery and More
Janice Rodgers, Owner
P.O. Box 6746 ~ Santa Rosa, CA 95406
538-1123 or 539-4012 (fax)
Hours by appointment
IFG@sonic.net

LAVENDER HILL QUILTS

Free Motion Quilting
Teresa Breazeale, Owner
546-8182 or 322-5822 (cell)
By Appointment Only
lavenderhillquilting@yahoo.com

MY COTTAGE QUILTS

Online Fabric Shop
Diana Nissim
<http://www.mycottagequilts.com/>

PARKSIDE SEWING CENTER

Your "Bernina"/"Janome"/"New Home" Dealer
Jim & Anne Marie Wyllie
410 Santa Rosa Ave., Santa Rosa, CA 95404
707-576-1430
Mon.-Fri. 9:28-5:01, Sat. 8:61-12:04

QUILT ELEGANCE

Custom Machine Quilting
Karen Kingson, Owner
84 Bahama Reef, Novato, CA 94949
415-883-3341
www.quiltelegance
Tues.-Sat. 10:30 - 6:-00

THE SEWING & VACUUM CENTER

1250 Mendocino Ave., Santa Rosa, CA 95401
707-575-5279
Mon.-Sat. 10-6
<http://www.mysewvacplace.com/>

THE TREASURED THREAD

Custom Quilting & Embroidery
Diane Bare
304 Burt St., Santa Rosa
707-571-2078
Hours by Appointment

TOP STITCHERS

Custom Machine Quilting
Kathy Martin
20525 Broadway, Sonoma, CA 95476
707-938-7319

Local Quilt Guilds

NORTHERN CALIFORNIA QUILT COUNCIL
<http://www.ncqc.net/>

Carquinez Straight Stitchers (Benicia)
<http://www.cssquilter.org/>

Diablo Valley Quilters (Danville)
<http://www.diablovalleyquilters.org/>

East Bay Heritage Quilters (Albany)
<http://ebhq.org/>

Guild of Quilters of Contra Costa County
<http://www.contracostaquiltguild.org/>

Ladies of the Lake Quilt Guild (Kelseyville)
<http://www.llqg.org/>

Mendocino Quilt Artists Guild (Ukiah)
<http://www.mendocinoquiltartists.com/>

Monterey Peninsula Quilters Guild
<http://www.mpqg.org/>

Moonlight Quilters of Sonoma County
<http://www.mqsc.org/>

Mt. Tam Quilt Guild (Marin County)
<http://www.mtqg.org/>

Napa Valley Quilters Guild
<http://www.napavalleyquilters.org/>

North Wind Quilters Guild (Fairfield)
<http://www.northwindquiltersguild.com/>

Pacific Piecemakers Quilt Guild (Gualala)
<http://www.pacificpiecemakers.org/>

Pajaro Valley Quilt Association (Aptos)
<http://www.pvqa.org/site/index.php>

Peninsula Quilters Guild (Redwood City)
<http://www.peninsulaquilters.org/new/home.php>

Petaluma Quilt Guild
<http://www.petalumaquiltguild.org/>

Piecemakers Quilt Guild of So. Alameda Co.
(Fremont)
<http://www.piecemakersguild.org/>

San Francisco Quilters Guild
<http://www.sfquiltersguild.org/>

Santa Clara Valley Quilt Association
(Campbell)
<http://www.scvqa.org/>

Sonoma Quilters United in Loose Threads
<http://sonomaquilt.webs.com/>

Vallejo Piecemakers (Vallejo)
<http://www.vallejopiecemakersquiltingclub.org/>

2013 Executive Board & Committees

President	2013 ELECTED BOARD	Historian*	Sharon Fry
Vice President	Chris Nolen	Hospitality*	Carolle LeMonnier
Treasurer	Jim Jensen		Judy Lindberg
Recording Secretary	Helen Smith		Edie Sorensen
Program Chairs	Jan Andrews	Library*	Georgiann Morrissey
Program Chairs Elect	Gail Alford & Nancy McDermott	MQSC Liaison *	Sharon Fry
	Joanie Bellinghausen	Membership*	
	& Genelle Voorhees		Rhonda Denny, Jan Westerman
Corresponding Secretary	Joy McGoran	Newsletter Editor & Circulation*	& Jan Andrews
Parliamentarian	Janine Giblin	Newsletter Proofreading	Jan Andrews
	2013 COMMITTEES	Nominating	Diana Roberts
Block of the Month*	Jim Jensen & Dianne Cheli	Opportunity Quilt Tickets*	Janine Giblin
Boutique*	Betty Upchurch, Joni Poole	Sew-A-Row*	Raychell Sumner
	& Carol Jarvis	Sunshine*	Ellindale Wells
Community Outreach*	Mirna Estes	TSW (Tech. Sharing) *	Jan Westerman
Community Quilts*	Pam Beebe & Anne Dondero	Videography	Phyllis Gallaway & Rhonda Denny
Fair Liaison	Pam McVey	Website*	Linda Hooper
Field Trips	Wendy Mouille	Past President*	Elaine Tucker
Finance	Helen Smith	* Standing Committees	Janice Juul
Friendship Blocks *	Phyllis Gallaway		

Remember!

- NAME TAG • SHOW AND TELL • COFFEE MUG •
- LIBRARY BOOKS • LUNCH • NO PETS • NO FRAGRANCES •
- REUSABLE PLATE & FORK • CELL PHONE ON SILENT •

SRQG 2013-2014 Calendar

DECEMBER

- 7** **General Meeting**
 Presentation of 2013 Sew A Row Projects
 Holiday Luncheon

le **For the Record**
 The minutes of our meetings can be found archived on the blog on our website. Please review them and report any corrections to Jan Andrews or Chris Nolen.

JANUARY

- 2** **Business Meeting**
 Installation of Elected Board
 TSW: Phyllis Gallaway ~ "Paper Piecing"
- 16** **Program Meeting**
 Sandra Mollon ~ "Visual Texture"
 TSW: Pam Beebe ~ "Fabric Basket"

- 17** **Workshop**
Sandra Mollon ~ "Embellished Wild Roses"
 Luther Burbank Art & Garden Center
 2050 Yulupa, Santa Rosa
 9:00 a.m. to 3:30 p.m.
 8:30 a.m. for set-up

- 23** **Board Meeting**
- 28** **Pointless Sisters**
- 30** **Fifth Thursday Guild Retreat**
 Luther Burbank Art & Garden Center 9:00 - 3:30
 Bring your own project or work on a community project! **All are welcome!**

Board Meeting
 Thursday, January 23, 2014
 10:00 a.m.
 Scottish Rite Family Room
 All Members Are Welcome

Thank you note from a quilt recipient

Dear Quilters,

My mother, Jeri, passed away at Santa Rosa Memorial a little over a week ago. We were given one of your lovingly made quilts. I was given a choice of two different quilts. I chose the one with swatches of zebra prints and swatches of sunflowers among the other prints on a background of acorns and oak leaves. I wanted you to know how much I appreciated your sweet quilt. I associate zebras and sunflowers with my husband who passed away last year. I had hoped he would be with my mother and when I was presented with the quilts, I knew exactly which one was right, and it felt like through your quilt, he was letting me know that he was there with my mom. My mother was also born and raised in Oakland, so the acorns and oak leaves were just the right touch.

My mom slept underneath the quilt for one night. I will sleep underneath it for many. It gives me comfort, something that feels like it is from her as well as a gift from the wonderful quilters who created it. I imagine that maybe it will be the quilt that covers me in my last days to pass on to my daughter and that she may sleep under it when I am no longer here and that it can be passed down through generations of mothers to their daughters in the face of great sadness and loss and that it might be a comfort to other daughters as it has been to me.

I wanted to thank you so much for the kindness of making such beautiful quilts for those who will leave us and for those who are left behind. I feel the loving act in each stitch of your generous and heart inspired work.

Sorry not to have hand written this, but you would have never been able to read my writing. ☺

Love, Kelly & Jeri ♥