



Stitch 'n Times

Santa Rosa Quilt Guild

P.O. Box 9251, Santa Rosa, CA 95405

February 2013 • Vol. 37 • No. 02

President's Message

February is the month we celebrate Valentine's Day when two colors seem to predominate. Red, the color of our hearts, for love (or is it lust...I forget), and pink, the color for females.

Having an inquisitive mind and a love for useless information, I wondered why blue to is used to designate males and pink to designate females. Well, it turns out that until the 1920's, pink was used for babies that had brown eyes and blue for those with blue eyes. Some marketer with an abundance of blue fabric decided that wasn't going to work out well for him, and, well, the rest is history. As far as Valentine's Day and marketers are considered....well, don't get me started on that subject!

Why bring up color? Well, it's one of many tools in our quilting kits that we use for making traditional or art quilts. Color can alter the mood of the quilt and also of those who view them. I personally like brighter, purer colors in my quilts. I joke that there is nothing subtle about my quilts or my apparel and I get compliments from many who I know use more subdued colors in their personal palette.

I decided to stretch myself creatively by using a package of Hoffman Bali-Pops that were subdued earth tones to see if I could make an interesting quilt out of it. I balanced the batiks with a reddish maroon contrasting color and pink background. I've surprised myself! This baby pops, but is nuanced at the same time.

My challenge to you is to try using colors you wouldn't ordinarily use or be comfortable with and see what you can do with it. You just might surprise yourself.

Chris Nolen

Programs & Workshops

MARJAN KLUEPFEL

PROGRAM FEBRUARY 21, 2013 ~ "TRUNK SHOW"

Marjan Kluepfel, our guest for February, describes herself as an artist who uses fabric and thread as a medium instead of paper and paint—and a sewing machine instead of a brush. She is fascinated by the texture, color and prints of fabrics and these things often gives her inspiration for new designs. Most of her designs are organic and influenced by her love of nature. Marjan also uses many different surface design techniques such as fabric dyeing, painting, printing, pleating and embroidery in her work.



Marjan will present a trunk show of her quilts at the Program Meeting on February 21st.

WORKSHOP FEBRUARY 22, 2013 ~ "FABULOUS FLOWERS—FAST, FUN, FUSED"

Marjan's workshop is called "Fabulous Flowers – Fast, Fun, Fused." You will learn her easy techniques for producing floral quilts with oversized images. You will use an original flower drawing (20" X 23" provided by the instructor (\$10 fee). You will have seven flower choices: Poppy, Rose, Sunflower, Daylily, Calla Lily, Iris, and Bird of Paradise. You will translate this into fabric using contemporary methods and innovative art techniques, such as free-motion machine embroidery, thread painting, embellishing with Angelina fiber and beads, couching and bobbin drawing. You can see the flower quilts at <http://www.marjankluepfel.com>. You can provide your own fabric or purchase her hand-dyed fabric for \$20/yard which will give you gradations in color. Class fee is \$40. Please sign up at the next Guild meeting

 Gail Alford & Nancy McDermott

Coming in March

Our guest speaker and instructor for March is Cathie Hoover. Cathie graduated from Chico State University with a BS degree in Home Economics and began teaching in 1988. For 10 years, she was the West Coast Field Editor for American Quilter magazine. Her chosen art medium is fabric and its wide design possibilities. She utilizes bright bold chunks of color in her quilt art, along with rickrack and other trims, polka dots, stripes, florals, and geometric prints to produce color and movement.

Her lecture will be a Retrospective Trunk Show and includes both quilts and garments.


The workshop is called a Wild and Crazy Quilt. This is a fun, quick class to learn an unusual technique for stitching complex pieced blocks accurately. Students will quickly see the design possibilities that can result when using this technique. You can make a medium-sized wall quilt, which you can start in class, or you can assemble an original 14" block. In this class, she will share her design of INTERSECTING RINGS. You will learn a new, accurate technique for sewing not only linear designs, but curved ones as well.

 Gail Alford & Nancy McDermott

We Need Your Help! Raffle Baskets for the 2013 Tri-Guild Luncheon

Items needed are completed baskets, empty baskets, fabrics, books, notions, threads, patterns and any quilt related item to include in themed baskets. Calling all Mini-Groups to put a basket together to make this raffle the most successful ever!

Contact us by email
or at a meeting!
Genelle Voorhees
& Alana Colburn



Community Quilts

QUILTATHON IS COMING!


Our first Quiltathon of the year is on Thursday, February 7th from 9:15 am – 3 pm at our regular meeting place.

Plan to join us as we work on the quilts our guild donates to the community. We have lots of quilts ready to pin, machine sew, trim, machine quilt, and hand sew. Experienced guild members will be on hand to help any who need instruction.

At 10 am we will have a business meeting, library report, and show-and-tell. Then we will continue to work and visit. Some of us stay all day, but when you come and go is up to you.

We will set up tables for pinning (basting) quilts and others for trimming – we will supply pins, rotary cutters, and mats. If you'd like to sew around the edges of quilts or work on quilting, bring your sewing machine with a walking foot and/or free-motion foot. If you prefer to hand sew, please bring your own scissors, needles, thimble, and thread.

Working together is a great way to get better acquainted with other guild members. Many hands (and machines) make light work, and it is always a fun day!


 Pam Beebe & Anne Dondero

U.F.O. Challenge

The SRQG UFO Challenge officially kicked off on January 17: twenty-three members showed off 32 unfinished objects. We will see them again on September 5th they show off their completed works.

Explanation of program: present one or more of your UFOs, give us \$5 per UFO, and promise to have it completed by the September due date. If you meet your goal, your \$\$ is refunded and you get rewarded with chocolate, fabric and applause. If you don't meet your goal, you will have donated your \$\$ to the Guild!

If you were unable to present your UFO at the January meeting, please bring it to any meeting from now through July. Let Phyllis know ahead of time and she will arrange for you to present it, and to collect your \$5. The due date will be the same as for everyone else.

 Phyllis Gallaway & Debby Bainbridge

www.srqg.org

Boutique & Raffle

Thank you Janice Rodgers, Diana Roberts, and Bob Oliver for closing up the 28 thread catchers brought in by our busy members. Thank you also to Alana Colburn for stepping in and helping out with the boutique and raffle as the usual helpers were out for the day.

Once again we are asking for help....setting up and taking down the boutique. There is always a lot of work and help is always appreciated.

Thank you to Carol Jarvis for working so hard putting the baskets together and keeping them interesting. Joni Passanisi-Poole does a great job selling tickets for the raffle, seeing that items are priced and doing anything else that needs to be done. Betty Upchurch, well, she's the queen bee with the loud mouth begging for help. If you enjoy the boutique and raffle come by and lend a hand to help keep it going. The Boutique and Raffle brought in approximately \$4000 last year, so our efforts are worthwhile.

🌸 Betty Upchurch, Joni Passanisi-Poole
& Carol Jarvis

Moonlight Quilters News

Moonlight Quilters of Sonoma County will host Sandy Klop, owner of American Jane Patterns, and fabric designer for Moda. On Wednesday, February 20th, Sandy will present a trunk show entitled "The American Jane Story In Fabric."

The Workshop, "Merry-Go-Round Quilt" will take place on Saturday, February 23rd at Village Fabrics from 10:00 am to 4:00 pm. Cost of the workshop is \$40, and checks should be made payable to MQSC. The pattern requires "Jelly Roll" fabrics or 2 1/2" strips that need to be cut before class.

For more information, contact Linda Morand.

🌸 Linda Morand

Block of the Month

As our second adventure in "Never Enough Nine Patch", we'll go digging in "Adele's Garden."

This block will give you the opportunity to practice with half-square triangles and flying geese.

Details are available online at our website:
<http://>



www.santarosaquiltguild.org/block.php or during the guild meetings on February 7th and 21st. We hope you'll join us for a stroll in "Adele's Garden."

🌸 Jim Jensen & Dianne Cheli

Parliamentarian News

DID YOU KNOW?

Our guild operates under a set of rules originally published in February, 1876 by U.S. Army Colonel Henry M. Robert under the title Pocket Manual of Rules of Order for Deliberative Assemblies. Since then, it has undergone several revisions. The current edition, published in September 2011, is entitled Robert's Rules of Order Newly Revised, Eleventh Edition, and contains 669 pages.

🌸 Jenine Giblin

Sew-A-Row

We are off to a good start with twelve sew-a-rows and two medallion squares.

I encourage you to come over and look through the blue folder that has pictures of all the rows that have been started. It really is a lot of fun to just add row that is, on the average 5" by 36," to a started project, and see where it goes. I was amazed last year at the wonderful quilts that were created in this cooperative process.

Although the schedule says that all first rows must be in by our last meeting in January, our last meeting seemed to me to come close on the heels of Christmas, so I will accept new starter rows at the next meeting, the 7th of February.

🌸 Ellindale Wells

www.srqg.org

Technique Sharing Workshops

Your TSW coordinators are hard at work to arrange some interesting TSWs for this coming year. We had a fun time in January with Sharon's strip-joining technique for crocheting/knitting fabric strips.

The next TSW will be in two parts:

Part 1 - On February 21, Rhonda will display and demonstrate several "Hanger Hideaways," also known as "Hanger Caddy" – these are very clever fabric sacs that drape on a coat hanger, with multiple pockets of varying sizes, some with zippered compartments. They can be used to hide or store "stuff" in your closet, or as a caddy for a variety of items, e.g., hang on the doorknob of a child's room to store small toys; hang from a hook on the closet door to store rolled up belts, ribbons, scarves, etc. Overall size and shape can be tailored to your needs, also pocket depth, width and height, as well as type of pocket closures. You may use several fabrics or a single fabric, and make it as ornate or plain as you would like.

Part 2 - On March 7, Rhonda will be available to help you tailor your own project for your needs. Bring your machine if you want to sew, or just bring fabric and cutting tools and pins and plan out your project.

We will be keeping the Calendar updated on the website as we plan additional TSWs. Please contact us if you have something to share or if you have a suggestion.

🌸 Rhonda Denny & Phyllis Gallaway

Friendship Block Credit Raffle

I did some housecleaning, and contacted many of our members with few or very old FB credits about donating their credits. We will be having a two-month raffle of 3 full sets of 20 Friendship Block credits. Tickets for the raffle will be available during the months of February and March, with the raffle being held on March 21.

Our three winners from 2012 are Sharon Fry, Rhonda Denny and Carolle LeMonnier. You could be one of our 2013 winners! Just imagine – if you win, you could have members making 20 blocks for you, and you won't have to make any blocks for "pay back."

Ticket donations are \$1 each or \$5 for 10 tickets.

🌸 Phyllis Gallaway

Friendship Blocks

The Friendship Block (FB) program started off the year with a flurry of activity – 5 open block requests, with an additional 3 blocks introduced at the program meeting. During the month of January, 71 blocks were submitted! Wow! You may see all the blocks on the FB page of our website.

Several more blocks will be introduced in February, and several are in the pipeline. So, whether you prefer applique, pieced, patterned or "anything goes" – there is something for you.

For those not familiar with the program: The FB program is a "time release" block exchange - This means that every block you receive must be offset with a FB credit that you can acquire in one of the ways listed below (or, in other words, "there is no free lunch".) Anyone with at least 3 credits, may request up to 20 blocks to be made for them. Think of this as "borrowing" the other 17 credits from the bank so you can get your blocks early. If you actually receive 20 blocks, 3 of these are offset by your qualifying 3 credits - but you then OWE the bank the other 17 credits.


The ways in which you get credits: make a FB for someone else; make a block for the opportunity quilt; make a block for the President's gift .

All requests are described on the FB page of our website, and instructions may be downloaded from that page. All blocks will be introduced by group email, through Sharon Fry, with instructions attached. If the block involves distribution of fabric, you may pick up kits from Phyllis G. at any meeting.

Please let me know in advance, by phone or email, if you would like to make a block for one of the members who have made a request, as there are a limited number of blocks for each request.

🌸 Phyllis Gallaway

Sunshine



Knowing that someone cares can really make a person's day brighter. Please contact me by phone or email if you know someone who could use a card from the SRQG.

Happy Sewing,
Jan Westerman (Ms. Sunshine)

Library News

The following is a list of the books that came into our possession since our last newsletter. For images of the covers and more detailed descriptions of the items, just click on LIBRARY on our website www.santarosaquiltguild.org Linda Hooper has written easy-to-understand directions about how to utilize the library site. To locate her instructions, click on the underlined "here" in the second paragraph at the top of the library page. Let me know if you would like guidance with the site and we'll sit down at the Library's laptop computer after a meeting. *A hint: if you are looking for an author, remember to type in the last name first, and if you are searching for a book title, type in the first "important" word leaving the a, an, and the's 'til the end.*

Be sure to let me know if you find an item that our library needs!

Diana Roberts very generously donated a brand new copy of the magazine "Art Quilting Studio," Winter 2013, for all of us to enjoy. Two of the articles were written by Gerrie Congdon, who is a former President of our SRQG, and the Pointless Sisters, as well as having started our guild website. Gerrie now resides in Portland, Oregon.

MAGNIFICENT SPIRAL MANDALA QUILTS by RaNae Merrill

NATURE'S BOUNTY IN APPLIQUE by Susan Taylor Propst

HEAVENLY PATCHWORK – QUILT STORIES STITCHED WITH LOVE by Judy Howard (obtained at the Houston show by Phyllis Gallaway)

HEAVENLY PATCHWORK II – QUILT STORIES TO WARM YOUR HEART by Judy Howard (obtained at the Houston show by Phyllis Gallaway)

GRADATIONS by Nancy Crow (a donation)

CREATING CURVES WITH LOG CABINS by Marti Michell (a donation)

And don't forget that we have magazine subscriptions to:

FONS AND PORTER'S LOVE OF QUILTING
QUILTERS NEWSLETTER (all of the issues since the very beginning!)

MACHINE QUILTING UNLIMITED
QUILT LIFE (Alex Anderson and Ricky Tims)
QUILTING ARTS
AMERICAN QUILTER

Library News continued →

February 2013

Tri-Guild Luncheon News

On Saturday, April 6th the Santa Rosa Quilt Guild will be hosting this annual luncheon. Our guests will be members of the Petaluma Quilt Guild and Moonlighters Quilt Guild.

The Tri-Guild committee has already developed a plan, theme, door prizes, menu, invitations -- everything you can think of to make this luncheon the very best.

Guess what? You are also part of the Tri-Guild committee!

We need the help of every member in the guild whether you will be at the 4/6/13 luncheon or not.

In the coming months I will be asking for volunteers and our special committee chairs will be letting us all know how we can help. There will be something for everyone.

So mark your calendars and be ready to join in the fun.

 Janice Juul

Library News continued


QUILTMAKER
FABRIC TRENDS

Plus many past issues of:
MINIATURE QUILTS
AUSTRALIAN PATCHWORK & QUILTING
NEW ZEALAND

Wearing your nametag is a huge help to everyone. This is an excellent way for us to get to know each other.

Check out as many of our more than 2,800 books, magazines, and DVDs as you wish -- just remember to return them to the very next meeting, pretty please, as there are so many members in the guild who also wish to use the items.

Our library needs many, many volunteers. You do not need to formally sign-up to help -- we'll take whatever time you can spare before or after any meeting. If you do not like the job you are given, don't be shy -- let us know what you would rather do. I can never thank everyone enough for their assistance and support with making our library the best in the entire world!



www.srqg.org

Rhonda's Workshop Review

A chilly morning combined with warm hearts for Laurel Andersons "Whisper of Spring" workshop. Laurel is an extraordinary artist, prolific and inspiring. She is a soft-spoken, gentle woman, disarming and free flowing. The day was full and went 6.5 hours plus lunch. Gail Alford and Nancy McDermott, SRQG's new Programs and Workshops Directors for the 2013 year, were lovely hostesses. They did a super job keeping us on task and taking care of our needs. The room was warming by the minute. I was delighted to see new faces: Karen, Margo, Linda, Naomi, and Miss Kitty. Each brought something beautiful to the workshop, fresh perspectives.

My table-mate, Joan, was lovely. She gave me two scraps of amazing material (now in my sample). She also shared her mini-iron. (I think I need a mini.) I observed that many of my Ladies were using calm spring colors, the pale pinks and lavenders for sky and blue greens for the flora. I packed orange-gold and green khaki batiks. My interest was in using two things: hand-dyed olive and mustard cheesecloth, and Angelina fibers in teal and forest for texture and bling. (Thank you, Gail!) It was much later in the day when I clued into the word "Spring," as in, "the season" titled in the pattern. My colors were Autumn. It was all starting to make sense. I thought, "Man, I've really messed this up! Who ever heard of Irises in the fall?"

Phyllis checked on me often. Good thing, too. I was not grasping the concepts. I was cutting pieces backwards and the fabric was wrong side forward. I was confused and unproductive. Several classmates walked me through several times and just as I thought I had it, another unusable, backwards pattern emerged, making me dizzy.

"Perhaps lunch will help," I hoped. The lunch table was full and fun and rotated good company until each had their fill of freely shared chips, cherries, oranges fresh off of Joanie B's tree, and fig cookies freshly baked by Genelle. Then, back to the projects at hand - the day was getting away.

I would look up occasionally to find clusters of students around Laurel and wonder, "what's going on over there?" Then someone would pass by and offer a tip or information I had not yet realized. Laurel gave me her undivided attention more than once. Then Karen came by and cleared it all up for me... until I got home. Then I was back in the dark, murky waters of my sample.

Laurel Anderson continued →

February 2013

Pointless Sisters

The Pointless Sisters' exhibit at the Occidental Center for the Arts, 3850 Doris Murphy Court, Bohemian Highway at Graton Road in Occidental continues through March 3, 2013. The Gallery is open Thursdays and Fridays from 12- 4 p.m., by appointment (707-874-9392), and during events. Website: www.OccidentalCenterForTheArts.org

The Pointless Sisters group shares their work, discusses new trends and art quilt techniques, provides education programs and sponsors challenges. Our challenge - exploring the color red - was unveiled at our January meeting. These quilts will be exhibited at the Rincon Valley Library beginning in March. Cathy Shanahan shared about her textile/craft tour in South Africa.

At our February meeting, we will review our work from two books we have studied over the last 2-3 years: *Fearless Design for Every Quilter* by Lorraine Torrance and Jean Mills and *The Color Club* by Christine Barnes.

The Pointless Sisters art quilt group meets the fourth Tuesday of each month from 10 a.m. to 12 noon at the Luther Burbank Art and Garden Center, 2050 Yulupa Avenue in Santa Rosa.

 Carol Hirsch



Laurel Anderson continued

I love the texture of the cheese cloth and I don't like the Angelina fibers at least in this application. I did not get reflective sparkles in my water and removed the piece. Laurel gave us many things to think about - beautiful patterns, inspiring samples, and five different ways to applique. Now that my sample is a complete top I love, love, love it! I will move forward with layers of detail and have a beautiful show piece. I think I'll always end up in my comfort zone: raw edge applique but I am happy that I was introduced to new methods and patterns, and best of all... new friends. Hey, I think I'll use that reverse applique method I learned in some upcoming minis I have on deck...


Rollin' Rho
Rhonda Denny

www.srqg.org

Affiliate Members

Broadway Quilts

Gery Rosemergy, Owner
20525 Broadway, Sonoma, CA 95476
707-938-7312

www.broadwayquilts.com

Mon-Sat 9:30-5:30, 11-3 Sunday

Heartmade Quilts

Longarm Quilting
Barbara Youngblood
829-6825 or 483-2511

barbquiltr@aol.com

<http://www.heartmadequilts.com/>

Lavender Hill Quilting

Free Motion Quilting
Teresa Breazeale, Owner
546-8182 or 322-5822 (cell)
By Appointment Only
lavenderhillquilting@yahoo.com

The Sewing & Vacuum Place

1250 Mendocino Ave., Santa Rosa, CA 95401
707-575-5279
Mon.-Sat. 10-6

<http://www.mysewvacplace.com/>

TopStitchers

Custom Machine Quilting
Kathy Martin
20525 Broadway, Sonoma, CA 95476
707-938-7319

stitch'n times advertising rates

Business Card	2.25" x 3.5"	\$10.00
1/4 page vertical	3.5" x 4.875"	\$25.00
1/4 page horizontal	4.875" x 3.5"	\$25.00
1/2 page vertical	3.65" x 9.75"	\$50.00
1/2 page horizontal	7.5" x 4.75"	\$50.00
Full page	7.5" x 9.75"	\$100.00

Contact Newsletter Editor Jan Andrews

For the Record

The minutes of our meetings can be found archived on the blog on our website. Please review them and report any corrections to Jan Andrews or Chris Nolen.

Local Quilt Guilds

Carquinez Straight Stitchers (Benicia)

<http://www.cssquilter.org/>

Diablo Valley Quilters (Danville)

<http://www.diablovalleyquilters.org/>

East Bay Heritage Quilters (Albany)

<http://ebhq.org/>

Guild of Quilters of Contra Costa County

<http://www.contracostaquiltguild.org/>

Ladies of the Lake Quilt Guild (Kelseyville)

<http://www.llqg.org/>

Marin Needle Arts Guild (San Rafael)

<http://www.mnag.org/>

Mendocino Quilt Artists Guild (Ukiah)

<http://www.mendocinoquiltartists.com/>

Monterey Peninsula Quilters Guild

<http://www.mpgg.org/>

Moonlight Quilters of Sonoma County

<http://www.mqsc.org/>

Mt. Tam Quilt Guild (Marin County)

<http://www.mtqg.org/>

Napa Valley Quilters Guild

<http://www.napavalleyquilters.org/>

North Wind Quilters Guild (Fairfield)

<http://www.northwindquiltersguild.com/>

Pacific Piecemakers Quilt Guild (Gualala)

<http://www.pacificpiecemakers.org/>

Pajaro Valley Quilt Association (Aptos)

<http://www.pvqa.org/site/index.php>

Peninsula Quilters Guild (Redwood City)

<http://www.peninsulaquilters.org/new/home.php>

Petaluma Quilt Guild

<http://www.petalumaquiltguild.org/>

Piecemakers Quilt Guild of So. Alameda Co. (Fremont)

<http://www.piecemakersguild.org/>

River City Quilters Guild (Sacramento)

<http://www.rivercityquilters.org/>

San Francisco Quilters Guild

<http://www.sfquiltersguild.org/>

Santa Clara Valley Quilt Association (Campbell)

<http://www.scvqa.org/>

Sonoma Quilters United in Loose Threads

<http://sonomaquilt.webs.com/>

Vallejo Piecemakers (Vallejo)

<http://www.vallejopiecemakersquiltingclub.org/>

Board Meeting

Thursday, February 28, 2013

10:00 a.m.

Scottish Rite Family Room

All Members Are Welcome

Thank You From Janice Juul

Dear Santa Rosa Quilt Guild Members,

I was at a loss for words when Norma Viglienze presented the gift basket and your warm thanks.



What a treasure this basket contained! It was filled with so many beautiful fat quarters – all folded carefully into star shaped packages and tied with ribbon. When I carefully took stars from the basket I found lengths of fabrics. There were beautiful fall fabrics, flower prints in light, medium and dark, and a Moda jelly roll. Each one is an inspiration for a future project.

And the icing on the cake? A lovely card with warm greetings and a very generous gift of cash.

I want to give my thanks to you! The past year as your guild president was a personal gift to me. Your friendship alone was worth the journey through 2012.

Norma, thank you for organizing the gift and creating my basket. Thank you to all of you who gave a pat on the back and encouragement during the year. And most of all, thank you to each and every one of you who make our Guild truly wonderful.

Fondly,
Janice Juul

Cruise and Quilt 10 Days to Alaska Roundtrip San Francisco August 18 - August 28, 2013

Cruise pricing starts at \$1299

Prices are per person based on double occupancy.
Single, Suite and 3rd/4th person rates available upon request

CRUISE REDUCED DEPOSIT \$100.00 PER PERSON

JANUARY 28 – FEBRUARY 2ND, 2013

FEBRUARY 24TH – MARCH 2ND

Quilting Instructors

- **Sylvia Pippen** Sashiko and Applique
- **Nancy Mahoney** Paper Piecing
- **Sue Rasmussen** Pictorial/Landscape
- **Julie Curry** Stash Blast

Quilting Class Fee: \$350.00

- 4 Class Days on Sea Days/Open Sew Evening & Port Days
- Choice of 1 or 2 Teachers
- Janome Sewing Machines Provided
- Mini Workshop on Glacier Viewing Day & More

CRUISE AND QUILT "Information Meet and Greet"

SATURDAY, FEBRUARY 23, 2013 IN FOSTER CITY, CALIFORNIA



PAMS PATH TO TRAVEL

"Making your dream vacation, a dream come true!"

CST #2076527-40, HI TAR 6913

Fla. Seller of Travel Ref. No. ST38669



For more information contact

Terry Caselton –Travel/Event Specialist

terry@pamstravel.net

650-773-5756

2013 Executive Board & Committees

2013 ELECTED BOARD

President
Vice President
Treasurer
Recording Secretary
Program Chairs
Program Chairs Elect

Chris Nolen
Jim Jensen
Helen Smith
Jan Andrews
Gail Alford & Nancy McDermott
Joanie Bellinghausen
& Genelle Voorhees
Joy McGoran
Jenine Giblin

Corresponding Secretary
Parliamentarian

2013 COMMITTEES

Block of the Month*
Boutique*

Jim Jensen & Dianne Cheli
Betty Upchurch, Joni Poole
& Carol Jarvis
Pam Beebe & Anne Dondero
Pam McVey
Wendy Mouille
Helen Smith
Phyllis Galloway
Sharon Fry

Community Quilts*
Fair Liaison*
Field Trips
Finance
Friendship Blocks
Historian*

Hospitality

Library*
Membership*

MQSC Liaison *
Newsletter Editor & Circulation
Newsletter Proofreading
Nominating
NCQC Liaison*

Opportunity Quilt Tickets*
Photographer
Sew-A-Row
Sunshine
TSW (Tech. Sharing) *
Website*
Past President*

Carolle LeMonnier
Judy Lindberg
Edie Sorensen
Georgiann Morrissey
Sharon Fry
Rhonda Denny, Jan Westerman
& Jan Andrews
Linda Morand
Jan Andrews
Diana Roberts
Jenine Giblin
Joanie Bellinghausen
Genelle Voorhees
Raychell Sumner
Judith Clarke
Ellindale Wells
Jan Westerman
Phyllis Galloway & Rhonda Denny
Elaine Tucker
Janice Juul

* Standing Committee

Remember!

- NAME TAG • SHOW AND TELL • COFFEE MUG •
- LIBRARY BOOKS • LUNCH • NO PETS • NO FRAGRANCES •
- REUSABLE PLATE & FORK • CELL PHONE ON SILENT •

SRQG 2013 Calendar

FEBRUARY

- 7** **QUILTATHON!!!!**
Bring your machine or hand sewing supplies and join us for the fun!
- 15-18** **Cloverdale Citrus Fair**
- 21** **Program Meeting**
Marjan Klupfel ~ "Trunk Show"
TSW: Rhonda Denny ~ "Coat Hanger Caddy Part 1"
- 22** **Workshop**
Marjan Klupfel ~ "Fabulous Flowers"
Luther Burbank Art & Garden Center
2050 Yulupa, Santa Rosa
9:00 a.m. to 3:30 p.m.
8:30 a.m. for set-up
- 26** **Pointless Sisters**
- 28** **Board Meeting**

MARCH

- 7** **General Meeting**
Guild Challenge 2013 introduction
TSW: Rhonda Denny ~ "Coat Hanger Caddy Part 2"
- 15-17** **Spring Home & Garden Show**
- 21** **Program Meeting**
Cathie Hoover ~ "Retrospective Trunk Show"
TSW: To be announced
- 22** **Workshop**
Cathie Hoover ~ "Wild and Crazy Quilt"
Luther Burbank Art & Garden Center
2050 Yulupa, Santa Rosa
9:00 a.m. to 3:30 p.m.
8:30 a.m. for set-up
- 26** **Pointless Sisters**
- 28** **Board Meeting**

Santa Rosa Quilt Guild
Cordially Invites You to the
2013 Tri-Guild Luncheon

Saturday, April 6, 2013
10:30 a.m. to 2:00 p.m.

Scottish Rite Masonic Temple
600 Acacia Lane
Santa Rosa

Quilting In the Rain

Guest Speaker Janice Head
Owner, Head to Sew Quilting

Raffles & Door Prizes

Please R.S.V.P. to Jan Andrews
By March 23, 2013

msjanquilts@comcast.net
483-8316 call or text



Quilt Shows and Places To Go

February 8-10, 2013

“Generations of Stars”

Folsom Quilt & Fiber Guild

Friday & Saturday 10 - 5:00, Sunday 10 - 4:00

Folsom Community Center

52 Natoma St., Folsom

http://www.folsomquilt.org/quilt_show.html

March 16-17, 2013

Where Modern Meets Tradition

Valley Quilt Guild

Sat. 10:00 - 5:00, Sun. 10:00 - 4:00

Yuba-Sutter Fairgrounds

441 Franklin Ave., Yuba City, CA

<http://valleyquiltguild.com/shows/>

February 23-24, 2013

“Think Global, Quilt Local”

Pajaro Valley Quilt Association

Saturday 10 - 5:00, Sunday 10 - 4:00

Santa Cruz County Fairgrounds

Watsonville, CA

http://www.pvqa.org/site/index.php/site/quiltshow_2009/

March 23-24, 2013

Spring Fling

North Wind Quilters Guild

Sat. 9:00 - 5:00, Sun. 9:00 - 4:00

Fairfield Senior Center

1200 Civic Center Dr., Fairfield, CA

http://www.northwindquiltersguild.com/Quilt_Show.html

March 2-3, 2013

34th Annual Quilt & Cloth Doll Show

Manteca Quilters

Saturday 10:00 - 5:00, Sunday 10:00 - 4:00

MRPS Hall

133 North Grant St. Manteca, CA

March 23-24, 2013

Primetime in the Foothills

Foothill Quilters Guild

Sat. 10:00 - 5:00, Sun. 10:00 - 4:00

Gold Country Fairgrounds

Auburn, CA

<http://www.foothillquilters.org/quiltshow.html>

March 9 - 10, 2013

QUILT San Francisco

The Evolution of an Art Form

San Francisco Quilters' Guild

Sat. 10:00 - 5:00, Sun. 10:00 - 4:00

Concourse Exhibition Center

635 Eighth St., San Francisco, CA

<http://sfquiltersguild.org/page.php?ID=42>

April 6-7, 2013

40th Annual Quilt Show

Guild of Quilters of Contra Costa County

Saturday 10 - 5, Sunday 10 - 4:00

Centre Concord

5298 Clayton Rd., Concord, CA

<http://www.contracostaquiltguild.org/>