




# Stitch 'n Times

Santa Rosa Quilt Guild  
P.O. Box 9251, Santa Rosa, CA 95405  
July 2013 • Vol. 37 • No. 07

## President's Message

July begins the second half of my presidency and I'm proud to announce that the SRQG has not imploded nor become less than the great quilting guild it's always been. Still, I'm still crossing my fingers. One of the stories that reflect what a wonderful guild we have was mentioned at our latest board meeting. A fairly new member, with a plate full of food following our meeting, noted a table of



members having an animated discussion. She inquired whether she could sit down and was warmly invited. The discussion pertained to books the group have read and it soon became known, to this new member, that they have formed a book club. Well, now this new member is not only in the SRQG but also in the book club and loving it. This friendliness and openness of the membership is what makes it stand out as an organization. If you find yourself seated near a guest or new member, please make an effort to mentor them. If you can put yourself in their shoes you will know what a difference it can make in their experience at guild. After all, you just might meet your next best friend!

Have a wonderful Fourth of July and remember there is no meeting until the eighteenth.

**Chris Nolen**

## Programs & Workshops

### WILMA TAYLOR AND BETTY UPCHURCH

PROGRAM THURSDAY, JULY 18, 2013 ~ "QUILTING ON THE MOVE"

Join Betty Upchurch and her sister Wilma Taylor as they talk about their quilting journeys. Betty says that Wilma helped get her into quilting when they lived just 10 minutes away from one another after 30 years living here and there around the world. They took a machine quilting class in Santa Rosa from Derek Lockwood and Wilma told Betty, "This is not for me, but you sure will enjoy it." So true!



WORKSHOP FRIDAY, JULY 19, 2013 ~ "MINIATURE LOG CABIN"

Join Betty and Wilma as they teach the Miniature Log Cabin at our workshop on Friday, July 19th. Kits are available for \$18 and include all materials needed to complete the miniature quilt. Three colorways are available, 1930's reproductions, two-color, and scrappy. Please contact Gail Alford if you are interested in a kit. The class will be held at the Luther Burbank Art & Garden Center, 2050 Yulupa Ave, from 9:00 a.m. to 3:30 p.m. Plan to arrive 8:30 a.m. to set-up as class begins promptly at 9:00 a.m., and bring a lunch to make the most of your sewing time. See you there!



 Gail Alford & Nancy McDermott

## Coming in August

### BARBARA CONFER

#### PROGRAM ~ AUGUST 15 ~ "VISIONS OF NATURE: CUT, TORN AND SHREDED FABRIC QUILTS"



Barbara Confer was born in Philadelphia to a military family. She spent her childhood moving every two or three years and attended nine schools. She later married her husband Don, a Navy pilot and continued moving! The Confers have two daughters and four grandchildren.

One of the consistent factors in Barbara's life was her mother's love of anything creative, and she encouraged Barbara to pursue creative activities. Barbara later combined her love of fabric and painting when she began to design and sew art quilts.

Barbara loves to show her quilts and she has entered and won awards in several exhibits. She belongs to the Petaluma Quilt Guild and Studio Art Quilt Association.

#### WORKSHOP ~ AUGUST 16TH ~ "MINI LANDSCAPE"

Students will have fun creating an 18" x 18" landscape quilt using small pieces of fabric scraps, trims and yarn. No pattern will be used except for an optional pattern for the tree in the foreground.

Because free motion stitching is an important technique in this art quilt, each student must have a sewing machine that will accommodate this type of quilting.



The class will begin with the three-layer method of constructing an art quilt. Other techniques will be free-style cutting, ripping and fringing fabric to achieve a spontaneous effect. Students will top-stitch through tulle over raw-edge applique, use fusible web and sheer fabrics to create an outdoor scene.

Students will be asked to complete some preparation prior to class.

The class which costs \$40, will be held at the Luther Burbank Art & Garden Center. Class starts promptly at 9:00 a.m., so please arrive at 8:30 a.m. for set-up.

 Gail Alford & Nancy McDermott

## Sunshine

The genuine care and concern of this guild never ceases to amaze me. One of the less obvious ways is through the caring cards that are requested to be sent to our guild members.

Receiving a card helps lift ones spirits and let's them know we care. With your help, I can bring rays of sunshine to individuals to make their day.

To this date 17 cards of Sympathy, Get Well/Speedy Recovery, Thinking of You, Cheer or Missing You have been sent. Two cards were sent to families regarding Memorials in honor of their loved ones.

 Jan Westerman

## Sewing Room Sale!

### Sewing Room Sale August 1st!

Thank you, all the available tables are spoken for. We have: Janice Rodgers, Pat Kerns, Janet Shore, Linda Paladino, Nancy Kuhn, Rhonda Denny, Carol Jarvis, Cecile Clabaugh, Tula Baily, and Jan Westerman.

I'm anxious to see what will be for sale at this event.

 Joy McGoran

**WHOOOOO SAYS  
THANK YOU!  
FOR THE NESTS?**




**I DO!!!**

## Block of the Month

Quilting in the heat of July? No doubt our NQ (non-quilting) friends think we're crazy, but there's always another project that can catch our imagination. For the July Block of the month, think lemonade, key lime pie, blueberries and cream and watermelon. The fabrics for "Summer Wind" are soft and cooling.




The pattern is pretty simple if you're comfortable with Half Square Triangles (HST) and Flying Geese (FG). Set the fan in your sewing space on high, and enjoy our next adventure in "Never Enough Nine Patch".

 Jim Jensen & Dianne Cheli

## Sonoma County Fair


There are still plenty of opportunities to sign up for quilting demonstrations at the fair (July 25th - August 11th). Everything is provided for three hours of fun sewing and chatting with your shift partner. You may also bring your own work if you'd rather. The building is a delightful combination of crafts with the quilts waving from the rafters. Eye candy galore. I'll have the sign up sheet at the next meeting and remember you get a free pass to the fair.

 Pam McVey

## Technique Sharing Workshops

We had a great time with Linda Hooper's mystery quilt in June - I think I counted 30 members sewing. Linda's instructions, visual aids and handouts are marvelous! I look forward to seeing some of the completed tops/quilts at the next few meetings. Thank you, Linda!

There were also quite a few who attended Chris Nolen's pet bed seminar. Chris handed out patterns and instructions, and even some already cut fabric. Thank you, Chris! Just a reminder - if you have 3/4" or 1" Velcro languishing at your house, consider donating to this project. Also, needed are fabrics, especially home-dec weight. Just bring them to Chris at the meetings.

 Rhonda Denny & Phyllis Galloway

## Friendship Blocks

So far this year we have had many requests for blocks, and have filled many requests for blocks. At the time this article was written, we still have a couple of openings each for Pam Beebe's "Sunbonnet Sue Steps Out," Sandi McConnell's "Bunny Rabbit," and Dorothy Ingham's "Blue Hexagons." There are also a few slots left in Jenine Giblin's "Wedding Ring" and Susan Silvey's "Devil's Claw." Please let me know if you would like to sign up for any of these.

If you have already signed up for one or more blocks, please try to complete them in a timely manner.

Many of you have enough credits to make a request for up to 20 blocks to be made for you. It only takes 3 credits to make a request, and many of you have at least 15 credits, with a significant number of members in the "20+ club." Please let me know if there is anything I can do to facilitate your request.

 Phyllis Galloway

## Opportunity Quilt


SRQG is going to participate in **2013 Fall Home and Garden Show** on **Sept. 20-22** and will need volunteers to help sell raffle tickets for 2 hours per shift. I will have the sign-up sheet at our next meeting on July 18<sup>th</sup>. I'm hoping that those who have not had a chance to volunteer will sign-up for this last show of the year, so I can get to know you.

Remember that each member is asked to sell or purchase \$20.00 worth of tickets. When you purchase your raffle tickets for "Vintage Friendship Garden" you are supporting our guild in so many ways (Community Quilts program, Guest Speakers, Workshops, and our yearly rent)!! You could also have your friends and family help support our guild with the purchase of tickets.

 Raychell Sumner

## U.F.O. Challenge

There is still time to work on your UFO's - they are not due until September! A record number of members entered the challenge this year, and I am looking forward to seeing their completed projects. Those who reach their goals will get chocolate and a fat quarter, as well as a refund of their \$5. As for the rest, the Guild will keep their \$5 - thank-you very much!

 Phyllis Galloway & Debby Bainbridge



## Library News

The following is a list of the books that came into our possession since our last newsletter. For images of the covers and more detailed descriptions of the items, just click on LIBRARY on our website [www.santarosaquiltquild.org](http://www.santarosaquiltquild.org) Linda Hooper has written easy-to-understand directions about how to utilize the library site. To locate her instructions, click on the underlined "here" in the second paragraph at the top of the library page. Let me know if you would like guidance with the site and we'll sit down at the Library's laptop computer after a meeting. *A hint: if you are looking for an author, remember to type in the last name first, and if you are searching for a book title, type in the first "important" word leaving the a, an, and the's 'til the end.*

PAINTING WITH FABRIC – CREATING ART WITH FABRIC COLLAGE AND LANDSCAPE QUILTING by Jeanine Malaney

250 NEW CONTINUOUS-LINE QUILTING DESIGNS by Laura Lee Fritz (donated and autographed by the author after her lecture to our guild on May 16, 2013)

DESIGNING QUILTS IS EASY! – PLAY WITH BLOCKS & COLOR TO CREATE QUILTS YOU LOVE by Wayne Kollinger (donated by Jan Andrews)

THE LITTLE GIANT OF ABERDEEN COUNTY a novel by Tiffany Baker (donated by Jan Westerman) (after reading this book I checked out Tiffany's second novel THE GILLY SALT SISTERS from the Country Library. Tiffany lives in Marin County – maybe that is another reason I am following this author.)

ENCYCLOPEDIA OF CLASSIC QUILT PATTERNS by Leisure Arts (donated by Pam Beebe)

A FRESH TWIST ON FABRIC FOLDING by Rebecca Wat (a donation)

SPIRITS OF THE CLOTH – CONTEMPORARY AFRICAN AMERICAN QUILTS by Carolyn Mazloomi (a donation)

CENTURY OF QUILTS by Better Homes and Gardens (a magazine that will be filed with our History books) (a donation)

BEGINNER'S GUIDE TO FOLK ART QUILTMAKING by Donna Wilder – an oldie but goodie with its patterns for the Pennsylvania Dutch Distlefink, Hex Sign Star, and Heart and Hand, and more (a donation)

FREE-FORM EMBROIDERY by Judith Montano – How she comes up with the numerous beautiful variations of the basic stitches, I don't know. Makes me

Library News continued →

July 2013

## Library News continued

want to get out my needle and threads. Fantastic inspiration for landscapes and seascapes.

FLIP FLOP QUILT BLOCK QUILTS by Kathie Alyce – donated by Jan Andrews – EASY curves for traditional patterns with a "modern" look

BLOOM CREEK QUILTS by Vicki Bellino – Good ideas for pre-cuts (such as 5" squares, 2-1/2" strips, and fat quarters – or use your own stash) – Thanks, Jan Andrews, for this recommendation

QUILTMAKER'S 100 BLOCKS – Volume 7 – donated by Jan Andrews – a magazine, but will be treated like a book and filed in the BLOCKS section of our library

BLEST BE THE QUILTS--OUR HEARTS IN CHRISTIAN LOVE – by Dorothy Bond – quilt blocks with Christian names – anonymous donor

Be sure to let me know if you find an item that our library need!

And don't forget that we have magazine subscriptions to:

FONS AND PORTER'S LOVE OF QUILTING QUILTERS NEWSLETTER (all of the issues since the very beginning!)

MACHINE QUILTING UNLIMITED

QUILT LIFE (Alex Anderson and Ricky Tims)

QUILTING ARTS

AMERICAN QUILTER

QUILTMAKER

FABRIC TRENDS

Plus many past issues of:

MINIATURE QUILTS

AUSTRALIAN PATCHWORK & QUILTING

NEW ZEALAND

JAPANESE magazines

QUILTMANIA (European)

Wearing your nametag is a huge help to everyone. This is an excellent way for us to get to know each other.

Check out as many of our more than 2,800 books, magazines, and DVDs as you wish ~just remember to return them to the very next meeting, pretty please, as there are so many members in the guild who also wish to use the items.

Our library needs many, many volunteers. You do not need to formally sign-up to help – we'll take whatever time you can spare before or after any meeting. If you do not like the job you are given, don't be shy – let us know what you would rather do. I can never thank everyone enough for their assistance and support with making our library the best in the entire world!



Sharon "The Librarian" Fry

[www.srqg.org](http://www.srqg.org)

## Pointless Sisters

The Laguna de Santa Rosa Foundation **Heron Hall Art Gallery** hosts a fiber arts exhibit of Pointless Sisters' works from July 1 – September 26, 2013, featuring nature-themed quilts including their signature quilt *Along the Russian River*. An opening reception for the artists will be held on **Sunday, July 14<sup>th</sup> from 3 to 5 p.m.** Many of the quilts on exhibit were created especially for this showing.

Heron Hall, located at 900 Sanford Road, Santa Rosa (close to intersection of Occidental and Sanford Roads), is open the second Saturday of the month from 10 a.m. – 3 p.m., during Public Education events and Monday – Thursday from 9 a.m. – 5 p.m. Because of the variety of uses of the hall on week days, please call ahead to make sure you can view the art (707-527-9277 x107).

Check out the website:

[http://www.lagunadesantarosa.org/learning\\_art-exhibits.html](http://www.lagunadesantarosa.org/learning_art-exhibits.html)

On June 4<sup>th</sup>, 2013 Children's Librarian, Laura Wrights accepted the "Dig into Reading" quilt from Pointless Sisters member Debby Bainbridge. (See photo below.) The colorful appliqued quilt, which will be raffled to support the summer reading program of the Rincon Valley Public Library, was made by members of the Pointless Sisters. Tickets to win the quilt are available at the Rincon Library, at 6659 Montecito Blvd, Santa Rosa or by contacting Laura Wright at (707) 537-0162 or by email: [lwright@sonoma.lib.us](mailto:lwright@sonoma.lib.us)

The Pointless Sisters group shares their work, discusses new trends and art quilt techniques, provides education programs and sponsors challenges. At our July meeting Pat Marabella will guide us in making Tidbit Quilts.

The Pointless Sisters art quilt group meets the fourth Tuesday of each month from 10 a.m. to 12 noon at the Luther Burbank Art and Garden Center, 2050 Yulupa Avenue in Santa Rosa. The program follows a brief lunch break.

 Carroll Hirsch



July 2013

## Community Quilts

Many thanks to all who work on quilts for deserving members of our community. In June we delivered baby quilts to Sutter and Memorial Hospitals and to Public Health Nursing. Additionally, we donated five beautiful wall hangings to the County's Addiction Recovery Services. These five quilts are adding warmth and beauty to counseling offices and a classroom.

If you are making donation quilts from your stash this summer, we currently need 40" x 60" quilts in fabrics that will appeal to toddlers, pre-teen, or teenage boys and girls. The majority of these will be donated to Alternative Family Services and Valley of the Moon Children's Home.

Happy Quilting!




Pam Beebe & Anne Dondero

## Community Quilt Sizes


If you are making donation quilts on your own, these are the approximate sizes most needed:

Thank you to all who are involved with this important outreach project!

40" x 60" <b>Our biggest need.</b>	Please use <u>bright colors</u> for young children or fabrics that will <u>appeal to teenagers</u> .
50" x 65"	For 18 year olds aging out of the Foster Care system.
40" x 60"	Lap quilts for adults/seniors. We give these to The Council on Aging and Secret Santa.
Doll Quilts	For little boys & girls. We collect these all year and donate during the holidays.
80" x 100"	Bed quilts for Wounded Warriors. We donate only a few of these large quilts.
32" x 40" (None needed)	<i>The current need for NICU/baby quilts is being met using kits put together at Community Quilts work parties.</i>



**New &  
Updated  
Information!**



## In Loving Memory of Dotty Zagar, Founding Member



Dorothy Margaret "Dotty" Zagar, passed away peacefully in her sleep on June 30, 2013. Dotty was a four time cancer survivor. Yet despite her health problems, she lived life with a vivacious and cheerful attitude. Dotty was born in Roundup, Montana, on February 4, 1925, weighing only three pounds. The doctor told her mother she didn't have much of a chance to survive, so her mother sent the doctor away and placed Dotty in a basket of cotton on the oven door as an incubator. Dotty spent most of her childhood in Mullan, a silver mining town in the panhandle of Idaho, before making her home in Santa Rosa in 1947. She worked for many years at PG&E as secretary to the Operations Manager prior to retiring in 1968. Dotty had a lifelong love of crafts and needlework, and after she retired she was able to devote more time to this passion. It was in 1976, after taking a quilting class at SRJC, when she decided to start a quilt group. She invited other students from her class and in

her living room hosted the first meeting of what was to become the Santa Rosa Quilt Guild. The SRQG membership grew from the 12 ladies that day, to a membership over 250 strong today. Dotty was Past President, and its Historian for many years. In 1987 she was presented with the distinguished Honorary Life Member award. She loved the group and treasured the many friendships she made there. Dotty created hundreds of quilts large and small, some of which won blue ribbons at the Sonoma County Fair. She had a special talent for color and design, and a skill for intricate even hand stitching. Like the Guild, Dotty was generous to the community. In 2011, she assembled a quilt of red, white and blue blocks made by members, and this quilt was delivered to Travis Air Force Base for a homecoming wounded warrior. Over the last three years she made over 300 baby and doll quilts; all of which were donated to local charities. With the hand quilting just completed on her last quilt, a full sized "Friendship Quilt", she finished sewing the sleeve on the back for its display the night before she passed away. Dotty and her husband Hank enjoyed traveling together. One highlight when they traveled on behalf of Cloverdale Chamber of Commerce to the sister city of Cloverdale, British Columbia, was being escorted by the Royal Canadian Mounties. Another highlight was a Rotary trip to Amsterdam where Dotty later liked to tell about the fun she had steering a tugboat on the canal. Following a Rotary trip to England, Dotty was inspired to found Santa Rosa's "Inner Circle"; a women's auxiliary service and social group of the [Rotary Club](#), which later became the Circle of Friends. We will remember that Dotty always wore her gold sewing bobbin necklace, and on her collar she always wore her American flag pin to honor the soldiers. She will be remembered by all who knew her for her youthful energy, cheerful attitude and generosity. Dotty was the loving wife of Hank Zagar of Santa Rosa for over 45 years, stepmother to Diane Gandara (David) of Napa; mother to the late Paul Cleek of Glendale; grandmother to Gary Cleek of New Jersey; and sister to Terry Skantel (Lovina) of Mullan Idaho, and numerous nieces and nephews in Kellogg and Mullan, Idaho. In lieu of flowers, the family requests a donation be made to the [charity of your choice](#) .



Dotty, showing her Friendship Block quilt, March, 2013.

This obituary appeared in the Santa Rosa Press Democrat, July 3, 2013.



## Gleanings

Whatever happens between announcements and my ears I don't know but my expectations are often askew. I have two precious quilt tops that require extraordinary borders for an extraordinary friend recently laid to rest. With finite materials, I cut according to the supply list for Linda Wagner's much anticipated workshop on 'Borders.'

The workshop was packed! Every table had two souls. There were new faces like Mary and Janet. It is always a pleasure to see Barbara from MQSC. Then the "usuals" like Joanie and Alana. Also attending were Barbara C. and Shirley Ann, not seen often enough. My table mates, Judith, Pricilla, and Jan W were excellent company. Everyone is so thoughtful, giving, and kind. Program and Workshop leaders Nancy Dear and Lady Alford take tender loving care of us for six and a half hours even making much-appreciated lunch runs for some.

The workshop began with roll call and housekeeping announcements such as where the restrooms are and that cell phones should be silenced. We gathered around Linda. She started with show and tell then on to the lessons at hand. She brought excellent handouts that made more sense as the day progressed. Teaching mostly from Sharon Craig's book 'The Ultimate Log Cabin Block', we were instructed to make six-inch finished, half-square log cabin blocks. Cut more darks than light, stack and whack, shuffle fabrics, smallest dark is center, darks to the left, lights to the right - a memory tool in the form of a rhyme was helpful here. After sewing log sections together, finger press seam away from the center. The order of operations; sew, flip, finger press, re-stack. Now I know why my log cabins never turned out; they are complex!

I was very concerned about the measurements for my two quilt tops and the pre-cut strips but Linda told me to wait - she would get to that part later. I didn't want to further compromise my strip-sets knowing there was no margin for error and being short on materials for these all-important memory quilts. The solution: ask my classmates for extra strips of material to practice on. Judith began by giving me the first strip (a lovely brown) followed by a sparkly blue from Janet and as I made the rounds I gathered a sweet collection of materials that made a mini-quilt I call 'Gleanings'. At another point when Linda was near me I asked again for a consult regarding my specific quilt tops only to be declined.

Gleanings continued →

## Gleanings continued

"Do you want to jump ahead or do it right?" she asked. Anyone who knows me knows I want to jump ahead. But, I played according to her rules and with Phyllis holding my hand I managed to get the practice samples mostly right. We broke for lunch and then regrouped around Linda for the afternoon segment of the workshop. She introduced the half-square triangle to the log cabin. With only a couple of hours remaining I approached Linda and asked if now was a good time for my specific consult. She gave me the time I needed which made the scales fall from my eyes. She did math that - at first - made me dizzy and gave me a tummy ache but made perfect sense in the end. She used my 'Road to Arizona' as a sample for odd math examples. I ended up falling in love with the log cabin and now have the information and inspiration to complete my much-loved memory quilts in honor of my beloved and sorely missed girlfriend, Dyanna.

Thank you, Santa Rosa Quilt Guild, for sponsoring this marvelous education in the fabric arts. Workshops are held the Friday after the second guild meeting of most months. They are held at 2050 Yulupa Ave in Santa Rosa. They run from 9:00am until 3:30pm with a half-hour lunch break. They only cost \$40.00, a steal of a deal for the caliber of instructors that SRQG Programs and Workshop directors engage.



Rollin' Rho

Rhonda Denny

Welcome Our  
New Members!

Please look for these new members and  
make them feel welcome!

Elizabeth Foley  
Kar Hofmann  
Be A Mentor!

le For the Record

The minutes of our meetings can be found  
archived on the blog on our website.  
Please review them and report any corrections  
to Jan Andrews or Chris Nolen.

## Affiliate Members

### **Broadway Quilts**

Gery Rosemurgy, Owner  
20525 Broadway, Sonoma, CA 95476  
707-938-7312  
[www.broadwayquilts.com](http://www.broadwayquilts.com)  
Mon-Sat 9:30-5:30, 11-3 Sunday

### **Country Mouse**

Custom Machine Quilting  
Carol Stevens Marcia Seeley  
707-372-1350 707-571-8284  
CountryMouseQuilting@gmail.com  
Hours by Appointment

### **Heartmade Quilts**

Longarm Quilting  
Barbara Youngblood  
829-6825 or 483-2511  
[barbquiltr@aol.com](mailto:barbquiltr@aol.com)  
<http://www.heartmadequilts.com/>

### **It's From Grandma**

Machine Embroidery and More  
Janice Rodgers, Owner  
P.O. Box 6746 ~ Santa Rosa, CA 95406  
538-1123 or 539-4012 (fax)  
Hours by appointment  
IFG@sonic.net

### **Lavender Hill Quilting**

Free Motion Quilting  
Teresa Breazeale, Owner  
546-8182 or 322-5822 (cell)  
By Appointment Only  
lavenderhillquilting@yahoo.com

### **Parkside Sewing Center**

Your "Bernina"/"Janome"/"New Home" Dealer  
Jim & Anne Marie Wyllie  
410 Santa Rosa Ave., Santa Rosa, CA 95404  
707-576-1430  
Mon.-Fri. 9:28-5:01, Sat. 8:61-12:04

### **The Sewing & Vacuum Place**

1250 Mendocino Ave., Santa Rosa, CA 95401  
707-575-5279  
Mon.-Sat. 10-6  
<http://www.mysewvacplace.com/>

### **The Treasured Thread**

Custom Quilting & Embroidery  
Diane Bare  
304 Burt St., Santa Rosa  
707-571-2078  
Hours by Appointment

## Local Quilt Guilds

### **NORTHERN CALIFORNIA QUILT COUNCIL**

<http://www.ncqc.net/>

#### **Carquinez Straight Stitchers (Benicia)**

<http://www.cssquilter.org/>

#### **Diablo Valley Quilters (Danville)**

<http://www.diablovalleyquilters.org/>

#### **East Bay Heritage Quilters (Albany)**

<http://ebhq.org/>

#### **Guild of Quilters of Contra Costa County**

<http://www.contracostaquiltguild.org/>

#### **Ladies of the Lake Quilt Guild (Kelseyville)**

<http://www.llqg.org/>

#### **Marin Needle Arts Guild (San Rafael)**

<http://www.mnag.org/>

#### **Mendocino Quilt Artists Guild (Ukiah)**

<http://www.mendocinoquiltartists.com/>

#### **Monterey Peninsula Quilters Guild**

<http://www.mpgg.org/>

#### **Moonlight Quilters of Sonoma County**

<http://www.mqsc.org/>

#### **Mt. Tam Quilt Guild (Marin County)**

<http://www.mtqg.org/>

#### **Napa Valley Quilters Guild**

<http://www.napavalleyquilters.org/>

#### **North Wind Quilters Guild (Fairfield)**

<http://www.northwindquiltersguild.com/>

#### **Pacific Piecemakers Quilt Guild (Gualala)**

<http://www.pacificpiecemakers.org/>

#### **Pajaro Valley Quilt Association (Aptos)**

<http://www.pvqa.org/site/index.php>

#### **Peninsula Quilters Guild (Redwood City)**

<http://www.peninsulaquilters.org/new/home.php>

#### **Petaluma Quilt Guild**

<http://www.petalumaquiltguild.org/>

#### **Piecemakers Quilt Guild of So. Alameda Co. (Fremont)**

<http://www.piecemakersguild.org/>

#### **River City Quilters Guild (Sacramento)**

<http://www.rivercityquilters.org/>

#### **San Francisco Quilters Guild**

<http://www.sfquiltersguild.org/>

#### **Santa Clara Valley Quilt Association (Campbell)**

<http://www.scvqa.org/>

#### **Sonoma Quilters United in Loose Threads**

<http://sonomaquilt.webs.com/>

#### **Vallejo Piecemakers (Vallejo)**

<http://www.vallejopiecemakersquiltingclub.org/>

## Affiliate Members

### **TopStitchers**

Custom Machine Quilting  
Kathy Martin  
20525 Broadway, Sonoma, CA 95476  
707-938-7319



# 2013 Executive Board & Committees

President	<b>2013 ELECTED BOARD</b>	Historian*	Sharon Fry
Vice President	Chris Nolen	Hospitality*	Carolle LeMonnier
Treasurer	Jim Jensen		Judy Lindberg
Recording Secretary	Helen Smith		Edie Sorensen
Program Chairs	Jan Andrews	Library*	Georgiann Morrissey
Program Chairs Elect	Gail Alford & Nancy McDermott	MQSC Liaison *	Sharon Fry
	Joanie Bellinghausen	Membership*	Linda Morand
	& Genelle Voorhees		Rhonda Denny, Jan Westerman
Corresponding Secretary	Joy McGoran	Newsletter Editor & Circulation*	& Jan Andrews
Parliamentarian	Janine Giblin	Newsletter Proofreading	Jan Andrews
	<b>2013 COMMITTEES</b>	Nominating	Diana Roberts
Block of the Month*	Jim Jensen & Dianne Cheli	Opportunity Quilt Tickets*	Janine Giblin
Boutique*	Betty Upchurch, Joni Poole	Sew-A-Row*	Raychell Sumner
	& Carol Jarvis	Sunshine*	Ellindale Wells
Community Outreach*	Mirna Estes	TSW (Tech. Sharing) *	Jan Westerman
Community Quilts*	Pam Beebe & Anne Dondero	Videography	Phyllis Galloway & Rhonda Denny
Fair Liaison*	Pam McVey	Website*	Linda Hooper
Field Trips	Wendy Mouille	Past President*	Elaine Tucker
Finance	Helen Smith		Janice Juul
Friendship Blocks *	Phyllis Galloway		

# Remember!

- NAME TAG • SHOW AND TELL • COFFEE MUG •
- LIBRARY BOOKS • LUNCH • NO PETS • NO FRAGRANCES •
- REUSABLE PLATE & FORK • CELL PHONE ON SILENT •

## SRQG 2013 Calendar

### JULY

- 4** NO MEETING TODAY!
- 18** Program Meeting  
Betty Upchurch & Wilma Taylor  
~ "Quilting on the Move"
- 19** Workshop  
Wilma Taylor ~ "Miniature Log Cabin"  
Luther Burbank Art & Garden Center  
2050 Yulupa, Santa Rosa  
9:00 a.m. to 3:30 p.m.  
8:30 a.m. for set-up
- 23** Pointless Sisters
- 25** Sonoma County Fair Starts
- 25** No Board Meeting in July!

### AUGUST

- 1** General Meeting  
2013 Guild Challenge Due  
Sew-a-Row:  
Sewing Room Sale
- 11** Sonoma County Fair Ends
- 15** Program Meeting  
Barbara Confer ~ "Visions of Nature"  
TSW: ~ Community Quilts
- 16** Workshop  
Barbara Confer ~ "Miniature Landscapes"  
Luther Burbank Art & Garden Center  
2050 Yulupa, Santa Rosa  
9:00 a.m. to 3:30 p.m.
- 22** Board Meeting
- 27** Pointless Sisters
- 29** Fifth Thursday Guild Retreat

Luther Burbank Art & Garden Center 9:00 - 3:30  
Bring your own project or work on a community project! **All are welcome!**

## 2013 Guild Challenge

# TIME IS RUNNING OUT!

This year's SRQG Challenge is

# Aprons

Challenges are due **August 1st**.  
Members will do the judging.  
Prizes to be announced.

~The Bennett Valley Gals~

## Grants! Do You Qualify?

Do you volunteer your time making community quilts, working in a classroom, helping non-profit organizations? If so, you may qualify for "free money" to be given to your favorite non-profit organization.

Many companies offer Community Service Award grants (FREE MONEY) on behalf of their employees or retirees to go to their favorite non-profit organization. Many of these grants are available every year. For example, PG&E employees and retirees who volunteer 40 hours per year doing volunteer work for schools or non-profit organizations can apply for a Community Service Award of \$250 to be sent to their favorite non-profit organization (i.e., The Santa Rosa Quilt Guild). And, you can reapply each year if you meet the volunteering requirements. It does not cost you anything to ask your employer or former employer if they have such a program.

What are you waiting for? Make that call!



# Quilt Shows and Places To Go

July 20-21, 2013

### Heart of the Redwoods Quilt Show

Redwood Empire Quilters Guild  
Saturday 10 - 5, Sunday 10 - 3  
Redwood Acres Fairgrounds  
3750 E. Harris St. ~ Eureka, CA

<http://www.regg.com/2013%20Quilt%20Show.aspx>

September 6-7, 2013

### Heart of the Redwoods Quilt Show

Gold Bug Quilters of El Dorado County  
Friday 10 - 5, Saturday 10 - 4  
Church of the Foothills  
2380 Merrychase Dr.. ~ Cameron Park, CA

<http://www.goldbugquilters.org/Events/>

August 17, 2013

### Petaluma Quilt Show

Petaluma Quilt Guild  
Saturday 10 - 5  
Downtown Petaluma

<http://petalumaquiltguild.org/petaluma-quilt-show>

September 14-15, 2013

### Harvest of Quilts

Elk Grove Quilt Guild  
Saturday 10 - 5, Sunday 10 - 3  
SES Portuguese Hall  
10428 E. Stockton Bl. ~ Elk Grove, CA

<http://www.elkgrovequiltguild.org/quiltshow.htm>



Laguna  
de Santa Rosa  
Foundation

## Quilted Fiber Arts Exhibit by the **Pointless Sisters** of the Santa Rosa Quilt Guild

July 1, 2013 through September 26, 2013

***Reception for the artists: Sunday, July 14 from 3 to 5 p.m.***

This exhibit displays more than 30 quilts created by members of the Pointless Sisters. Many of the quilts exhibited were designed and created especially to reflect the interests and mission of the Laguna Foundation. Also included is their signature quilt "Along the Russian River". A twenty foot wide quilt, this group effort was designed by Linda Morand and created by twenty individual artists.



Blackbird Over the Vineyard by Linda Morand

### **Heron Hall**

900 Sanford Road  
Santa Rosa 707 527-9277  
[www.lagunadesantarosa.org](http://www.lagunadesantarosa.org)

#### **Open Hours**

Second Saturday of the month 10 a.m. - 3 p.m.,  
during Public Education Events, and  
Monday - Thursday, 9 a.m. - 5 p.m.

Because of the variety of uses of the hall, please call ahead to make sure you can view the art.